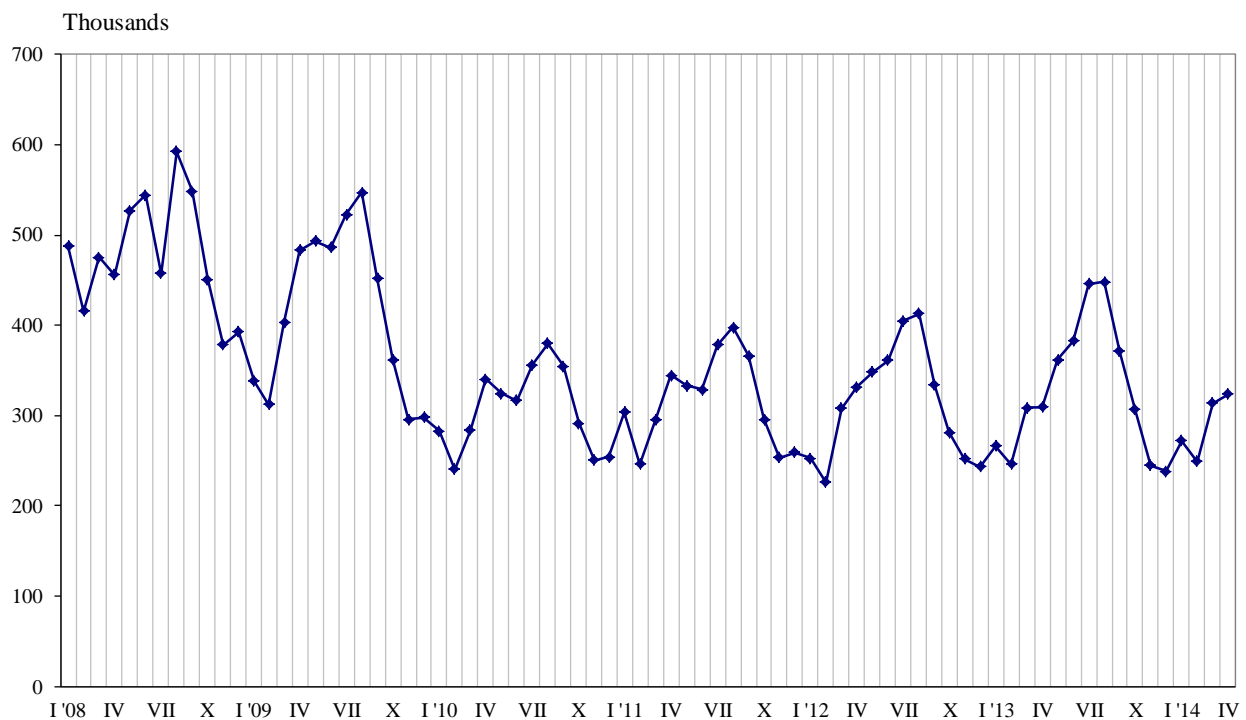




TRIPS OF BULGARIAN RESIDENTS ABROAD AND ARRIVALS OF VISITORS FROM ABROAD TO BULGARIA IN APRIL 2014

In April 2014, the number of the trips of Bulgarian residents abroad was 323.6 thousand or by 4.6% above the registered in April 2013 (Figure 1). In comparison with the same month of the previous year an increase was observed in the total number of the trips of Bulgarians to Spain - by 52.7%, the United Kingdom - by 30.4%, Czech Republic - by 26.7%, Poland - by 16.1%, Serbia - by 13.7%, Italy - by 8.6%, Greece - by 7.4%, Turkey - by 5.0%, and etc. At the same time a decrease was observed in the total number of the trips of Bulgarians to France - by 22.9%, FYROM - by 18.6%, Germany - by 10.0%, Austria - by 9.4%, Romania - by 7.6%, and etc. (Annex, Table 1).

Figure 1. Trips of Bulgarian residents abroad by months

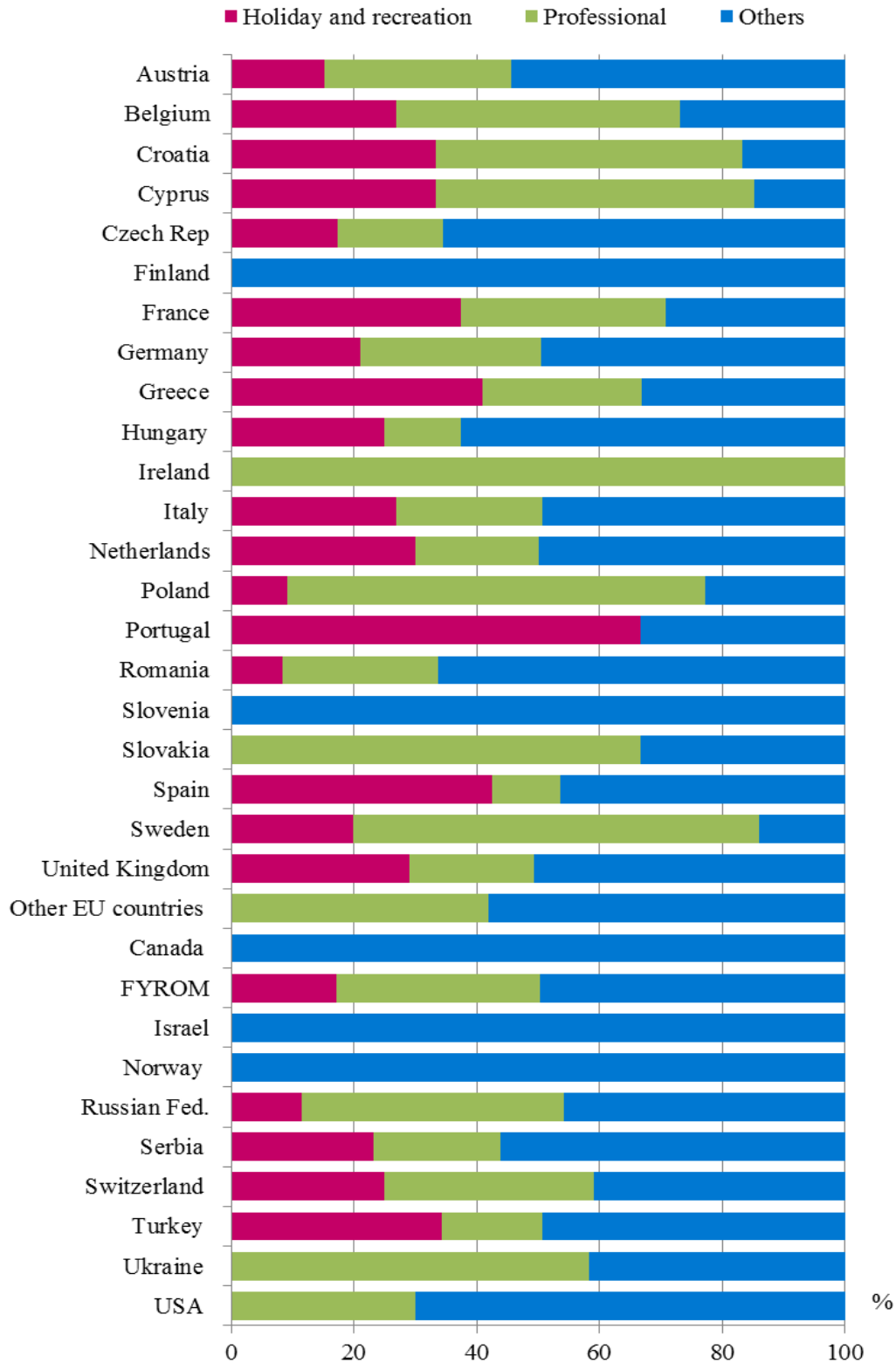


In April 2014, the trips with other purposes (as guest, education and visit the cultural and sport events) composed the greatest share of the total number of trips of Bulgarian residents abroad - 48.1%, followed by the trips with holiday and recreation purpose - 27.2% and with professional purpose - 24.7%. In comparison with April 2013, an increase in the trips with holiday and recreation, and with professional purposes - by 34.4 and 14.3% respectively was observed, while a decrease in these with other purposes by 10.5% was registered.

In April 2014, the trips with other purposes formed 66.3% of all trips to Romania, 65.5% - to Czech Republic, and 56.1% - to Serbia. The predominant share of the trips to Poland was with professional purpose - 68.2%, and these with holiday and recreation purpose to Spain and Greece were 42.6 and 41.0% respectively of all trips of Bulgarian residents to the respective countries (Figure 2).



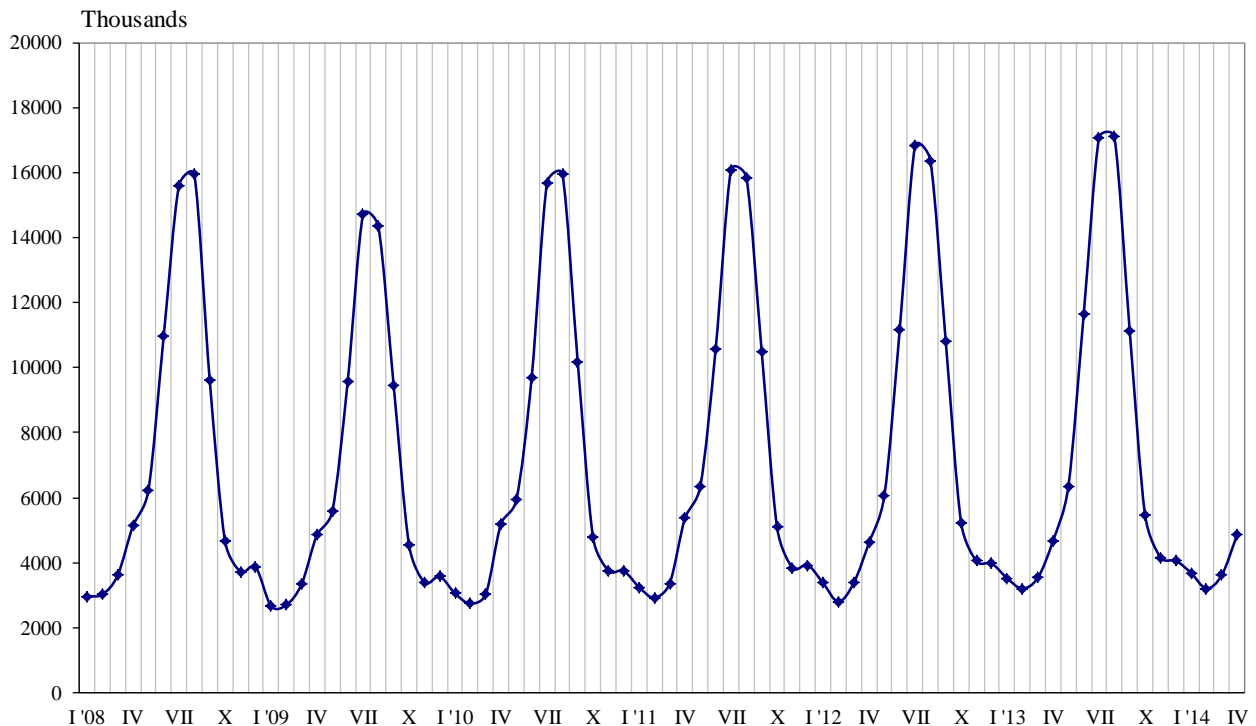
Figure 2. Structure of the trips of Bulgarian residents abroad by purpose of visit and country of destination in April 2014





In April 2014, the number of arrivals of visitors from abroad to Bulgaria was 484.5 thousand which was by 3.7% above the level of April 2013 (Figure 3). An increase was registered in the visits with holiday and recreation purpose, and with other purposes - by 7.2 and 2.6% respectively, while these with professional purpose decreased by 0.6%.

Figure 3. Arrivals of visitors from abroad to Bulgaria by months



The share of visits of EU citizens was 57.4% of the total number of foreigners' visits to Bulgaria in April 2014 (Annex, Table 2) as in comparison with the same month of the previous year marked the growth of 2.1%. An increase was registered in the visits of the citizens of Hungary - by 17.6%, Italy - by 13.1%, Germany - by 11.8%, France - by 10.0%, Austria - by 9.8%, the United Kingdom - by 6.3%, Greece - by 4.5%, and etc. At the same time decreased the visits from Poland - 12.2%, Romania - by 1.9%, the Netherlands - by 1.7%, and etc.

The visits of foreigners in the group "Other European countries"¹ increased by 1.9% as the highest growth was observed in the visits of citizens of Turkey and Serbia - by 8.2 and 5.4% respectively.

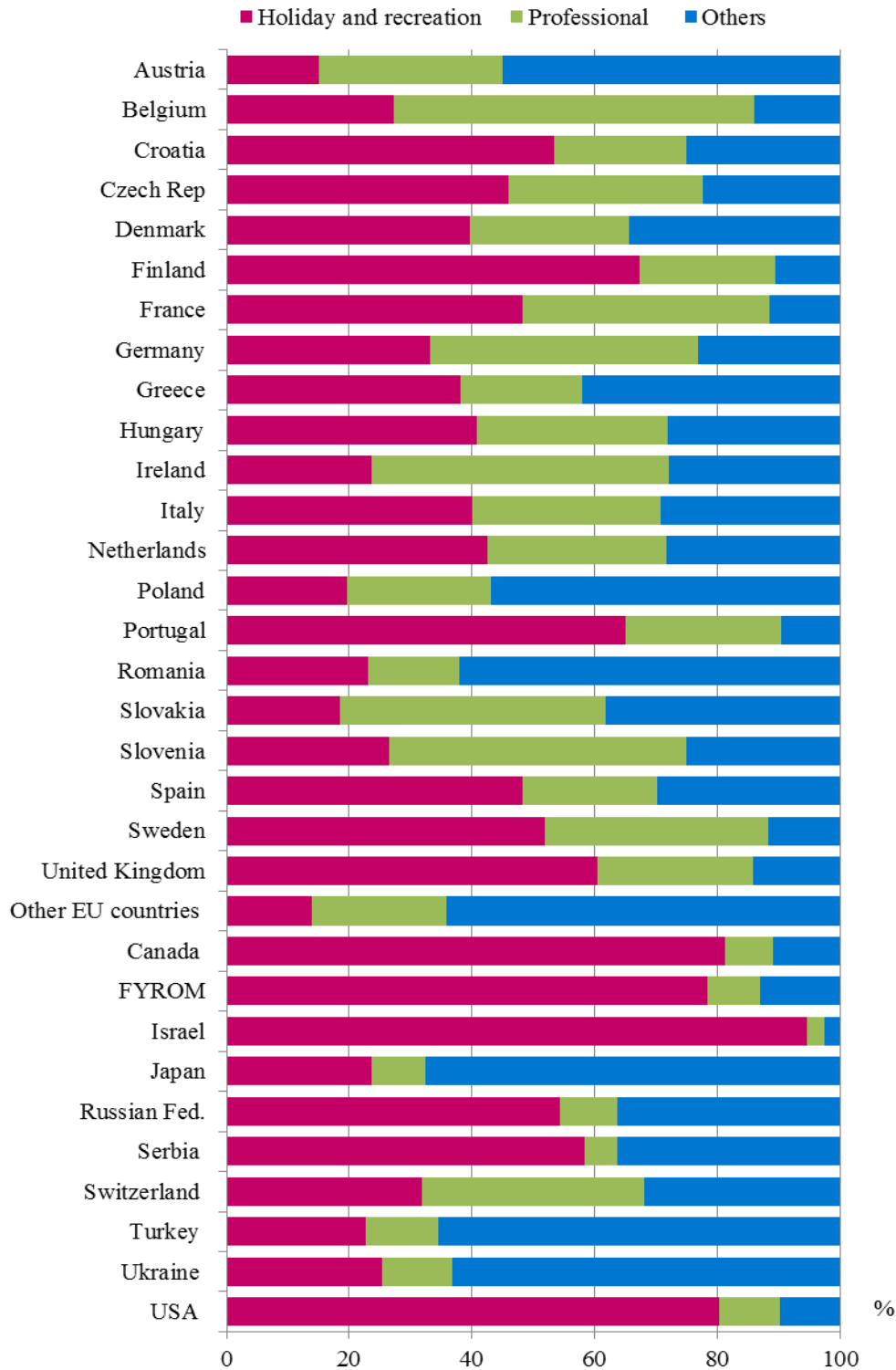
In April 2014, the predominant share of the visits with others purposes (including as guest and passing transit) was 46.1%, followed by these with holiday and recreation purpose - 37.0% and with professional purpose - 16.9%.

The visits with holiday and recreation purpose formed 78.4% of the arrivals from FYROM, 60.4% - from the United Kingdom, 58.4% - from Serbia, and 54.3% - from Russian Federation. The visits with professional purpose were 58.8% of all arrivals from Belgium and 43.8% - from Germany, while with other purposes were 65.4% of the arrivals from Turkey, 63.1% - from Ukraine and 62.0% - from Romania (Figure 4).

¹ Group of "Other European countries" includes countries in Europe outside EU.



Figure 4. Structure of the arrivals of visitors to Bulgaria from abroad by purpose of visit and country of origin in April 2014





Methodological notes

The definitions recommended by the World Tourist Organization and the Methodological manual for tourism by Eurostat are applied by the National Statistical Institute.

In accordance with these definitions **an international tourist** is any person who travels to a country other than his/her permanent residence for at least 24 hours but no more than one year and whose main purpose is not doing any activity for payment.

The purposes of visiting a country are the following:

- Excursion, holiday or entertainment (visits to cultural or historical landmarks, sport events and other);
- Visiting friends and relatives;
- Professional purposes (business trips, participation in conferences, congresses, concluding deals, etc.);
- Other (education, medical treatment, etc.) purposes.

Statistical data on the trips of Bulgarian citizens travelling abroad and visits by foreigners to Bulgaria are obtained on the basis of monthly information received from the Ministry of Interior and sample survey of the National Statistical Institute among Bulgarian and foreign citizens passing through border check points.

Data on the number of the trips of the citizens of the European Union are estimated on the basis of the information obtained from the Ministry of Interior and the airport authorities. Data on the number of citizens from “third countries” are obtained directly from the Ministry of Interior.

Data on the purposes of the trips are obtained on the basis of the NSI’s regular monthly sample survey of passing Bulgarian and foreign citizens through the border check points.



Annex

Table 1

**Trips of Bulgarian residents abroad by purposes of visit
and country of destination in April 2014**

(Number)

Country of destination	Total	Purpose of visit		
		Holiday and recreation	Professional	Others
Total	323622	87980	79968	155674
EU	144071	38788	39459	65824
Austria	7075	1077	2153	3845
Belgium	3355	903	1678	774
Croatia	969	323	484	162
Cyprus	576	192	299	85
Czech Rep.	4019	693	693	2633
Denmark	-	-	-	-
Finland	149	-	-	149
France	7168	2688	2390	2090
Germany	14814	3112	4357	7345
Greece	40739	16709	10513	13517
Hungary	1573	393	197	983
Ireland	51	-	51	-
Italy	12046	3236	2876	5934
Malta	-	-	-	-
Netherlands	1049	315	210	524
Poland	4978	452	3394	1132
Portugal	450	300	-	150
Romania	25646	2160	6479	17007
Slovakia	629	-	419	210
Slovenia	519	-	-	519
Spain	8872	3778	986	4108
Sweden	452	90	299	63
United Kingdom	8168	2367	1657	4144
Other EU countries	774	-	324	450
Other European countries	171455	47853	36598	87004
FYROM	28587	4874	9477	14236
Norway	51	-	-	51
Russian Fed.	3747	428	1606	1713
Serbia	39741	9208	8239	22294
Switzerland	751	188	255	308
Turkey	96583	33155	15857	47571
Ukraine	1995	-	1164	831
Other countries	1567	-	224	1343
Canada	205	-	-	205
Israel	615	-	-	615
USA	747	-	224	523
Rest of the world	6529	1339	3687	1503



Table 2

**Arrivals of visitors from abroad to Bulgaria
by purpose of visit and country of origin in April 2014**

Country of origin	Total	Purpose of visit		
		Holiday and recreation	Professional	Others
Total	484476	179307	82043	223126
EU	277848	86348	61371	130129
Austria	9842	1476	2952	5414
Belgium	2471	673	1453	345
Croatia	1475	788	319	368
Cyprus	-	-	-	-
Czech Rep	3003	1378	954	671
Denmark	1027	407	268	352
Finland	602	405	134	63
France	5652	2725	2283	644
Germany	19900	6592	8715	4593
Greece	70070	26734	13869	29467
Hungary	4157	1694	1297	1166
Ireland	726	172	352	202
Italy	10049	4034	3077	2938
Malta	-	-	-	-
Netherlands	3007	1278	882	847
Poland	6869	1346	1610	3913
Portugal	241	157	61	23
Romania	120367	27827	17883	74657
Slovakia	2342	434	1015	893
Slovenia	1013	269	490	254
Spain	3060	1478	671	911
Sweden	766	397	280	89
United Kingdom	9731	5878	2483	1370
Other EU countries	1478	206	323	949
Other European countries	160187	70909	15392	73886
FYROM	30390	23815	2639	3936
Norway	-	-	-	-
Russian Fed.	15791	8576	1495	5720
Serbia	34471	20130	1846	12495
Switzerland	138	44	50	44
Turkey	67910	15435	8034	44441
Ukraine	11487	2909	1328	7250
Other countries	15751	11767	1079	2905
Canada	1097	892	86	119
Israel	6230	5890	183	157
Japan	3134	740	276	2118
USA	5290	4245	534	511
Rest of the world	30690	10283	4201	16206