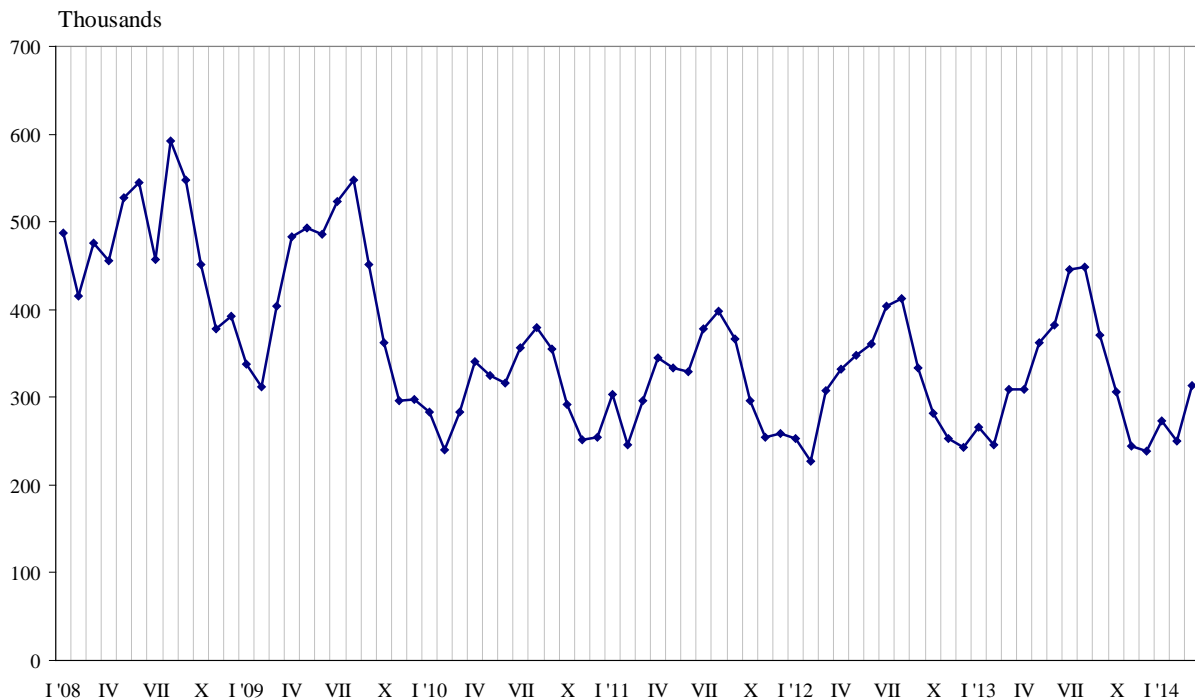




TRIPS OF BULGARIAN RESIDENTS ABROAD AND ARRIVALS OF VISITORS FROM ABROAD TO BULGARIA IN MARCH 2014

In March 2014, the number of the trips of Bulgarian residents abroad was 313.4 thousand or by 1.5% above the registered in March 2013 (Figure 1). In comparison with the same month of the previous year an increase was observed in the total number of the trips of Bulgarians to FYROM - by 16.1%, Turkey - by 11.5%, Greece - by 1.1%, and etc. At the same time a decrease was observed in the total number of the trips of Bulgarians to Russian Federation - by 27.9%, Czech Republic - by 16.1%, France - by 8.7%, the United Kingdom - by 8.4%, Austria - by 7.7%, Romania - by 7.4%, Serbia - by 6.9%, Germany - by 4.8% and etc. (Annex, Table 1).

Figure 1. Trips of Bulgarian residents abroad by months

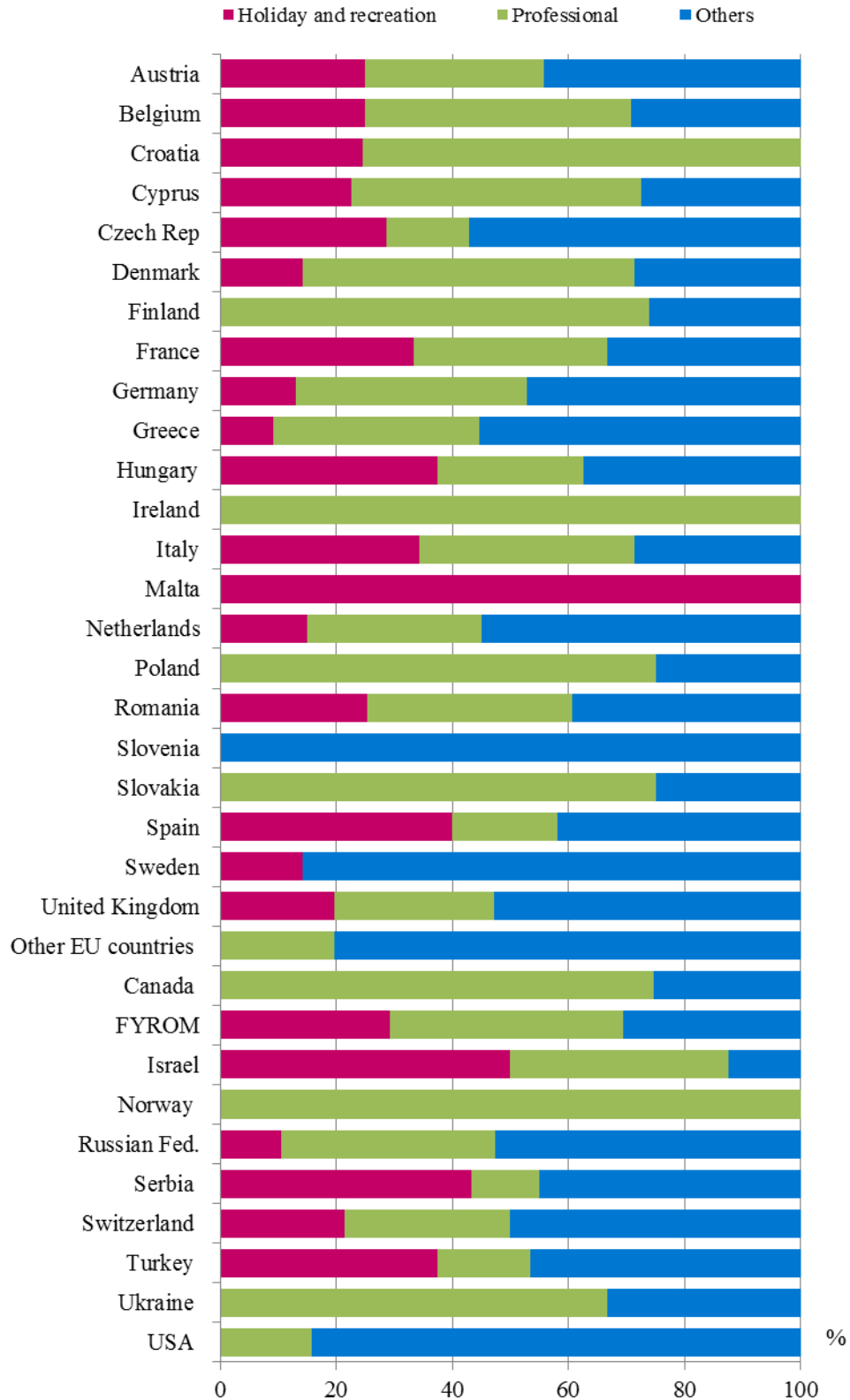


In March 2014, the trips with other purposes (as guest, education and visit the cultural and sport events) composed the greatest share of the total number of trips of Bulgarian residents abroad - 44.5%, followed by the trips with holiday and recreation purposes - 29.0% and with professional purpose - 26.5%. In comparison with March 2013, an increase in the trips with holiday and recreation purposes - by 86.5% was observed, while a decrease in these with other purposes and with professional purposes by 20.4 and 2.0% respectively was registered.

In March 2014, the trips with other purposes formed 57.1% of all trips to Czech Republic, 55.3% - to Greece, 52.8% - to the United Kingdom and 52.6% - to Russian Federation. The predominant share of the trips to Belgium and FYROM was with professional purpose - 45.8 and 40.3% respectively, while the trips with holiday and recreation purpose to Serbia were 43.3% of all trips of Bulgarian residents to these countries (Figure 2).



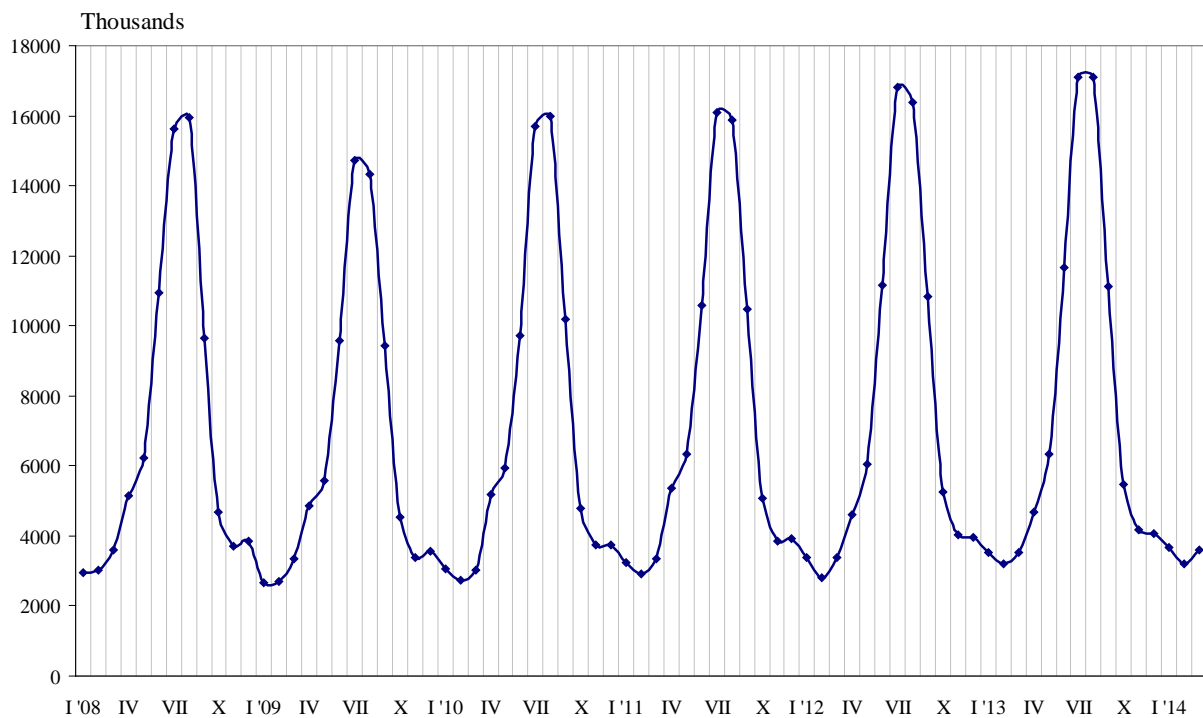
Figure 2. Structure of the trips of Bulgarian residents abroad by purpose of visit and country of destination in March 2014





In March 2014, **the number of arrivals of visitors from abroad to Bulgaria** was 361.1 thousand which was by 2.4% above the level of March 2013 (Figure 3). An increase was registered in the visits with holiday and recreation purpose, and with other purposes - by 4.4 and 2.1% respectively, while these with professional purposes decreased by 1.9%.

Figure 3. Arrivals of visitors from abroad to Bulgaria by months



The share of visits of EU citizens was 46.6% of the total number of foreigners' visits to Bulgaria in March 2014 (Annex, Table 2) as in comparison with the same month of the previous year marked the growth of 3.5%. An increase was registered in the visits of the citizens of Italy - by 16.7%, Hungary - by 9.4%, the United Kingdom - by 9.0%, Austria - by 8.3%, Romania - by 8.3%, Germany - by 6.5, and etc. At the same time decreased the visits from Greece - by 7.2%, Poland - 4.3%, and etc.

The visits of foreigners in the group "Other European countries"¹ increased by 1.7% as the highest growth was observed in the visits of citizens of FYROM and Serbia - by 6.0 and 5.4% respectively.

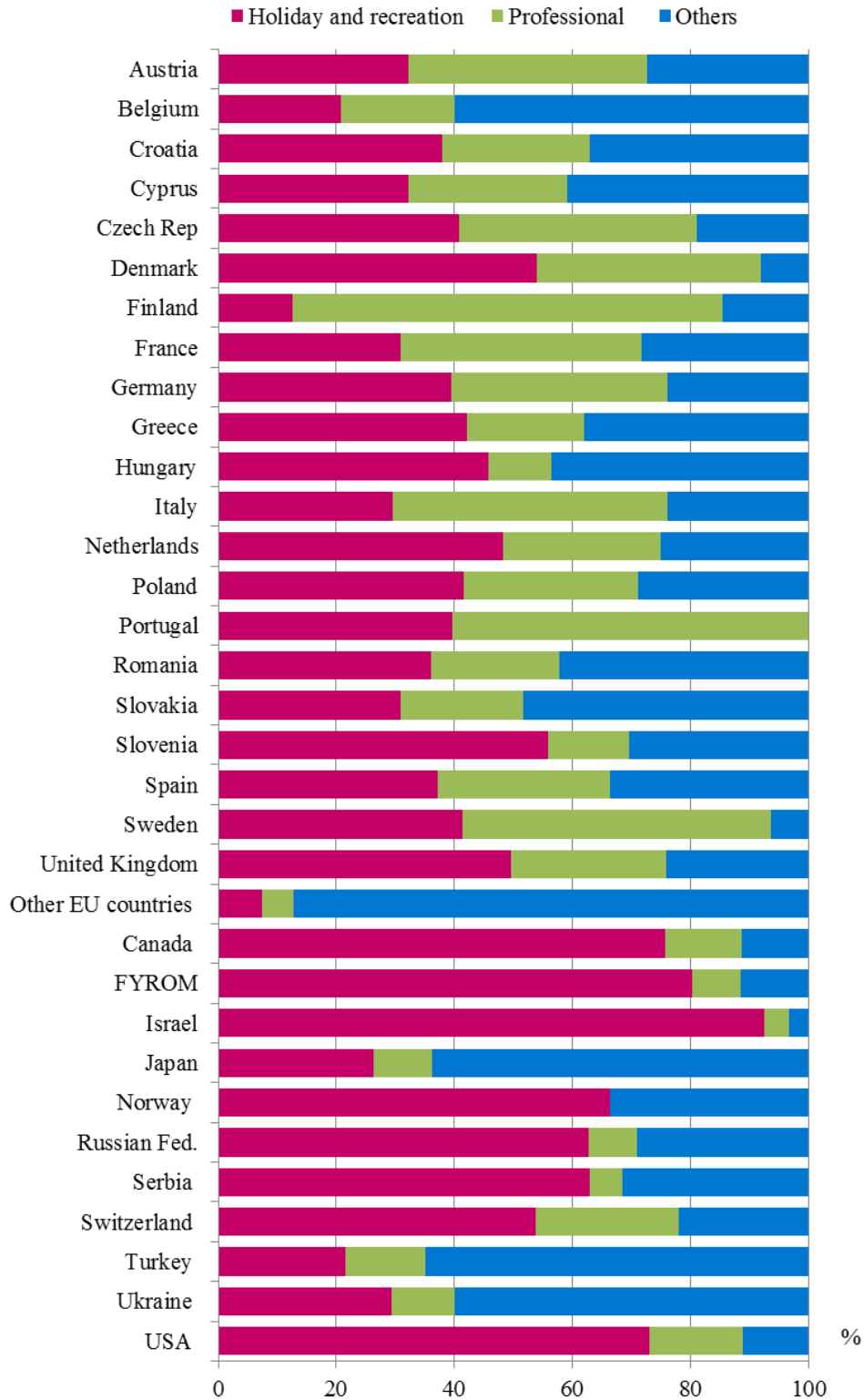
In March 2014, the predominant share of the visits with holiday and recreation purpose was - 43.3%, followed by these with others purposes (including as guest and passing transit) - 39.3% and with professional purpose - 17.4%.

The visits with holiday and recreation purposes formed 80.4% of the arrivals from FYROM, 62.9% - from Serbia, and 62.8% - from Russian Federation. The visits with professional purposes were 46.4% of all arrivals from Italy and 40.4% - from Austria, while with other purpose were 64.9% of the arrivals from Turkey and 59.9% from Belgium (Figure 4).

¹ Group of "Other European countries" includes countries in Europe outside EU.



Figure 4. Structure of the arrivals of visitors to Bulgaria from abroad by purpose of visit and country of origin in March 2014





Methodological notes

The definitions recommended by the World Tourist Organization and the Methodological manual for tourism by Eurostat are applied by the National Statistical Institute.

In accordance with these definitions **an international tourist** is any person who travels to a country other than his/her permanent residence for at least 24 hours but no more than one year and whose main purpose is not doing any activity for payment.

The purposes of visiting a country are the following:

- Excursion, holiday or entertainment (visits to cultural or historical landmarks, sport events and other);
- Visiting friends and relatives;
- Professional purposes (business trips, participation in conferences, congresses, concluding deals, etc.);
- Other (education, medical treatment, etc.) purposes.

Statistical data on the trips of Bulgarian citizens travelling abroad and visits by foreigners to Bulgaria are obtained on the basis of monthly information received from the Ministry of Interior and sample survey of the National Statistical Institute among Bulgarian and foreign citizens passing through border check points.

Data on the number of the trips of the citizens of the European Union are estimated on the basis of the information obtained from the Ministry of Interior and the airport authorities. Data on the number of citizens from “third countries” are obtained directly from the Ministry of Interior.

Data on the purposes of the trips are obtained on the basis of the NSI’s regular monthly sample survey of passing Bulgarian and foreign citizens through the border check points.



Annex

Table 1

**Trips of Bulgarian residents abroad by purposes of visit
and country of destination in March 2014**

(Number)

Country of destination	Total	Purpose of visit		
		Holiday and recreation	Professional	Others
Total	313414	90815	83106	139493
EU	133129	26574	45654	60901
Austria	8657	2164	2664	3829
Belgium	2951	738	1352	861
Croatia	568	139	429	-
Cyprus	244	55	122	67
Czech Rep.	5586	1596	798	3192
Denmark	790	113	451	226
Finland	418	-	309	109
France	8724	2908	2908	2908
Germany	15751	2042	6271	7438
Greece	37740	3478	13392	20870
Hungary	843	316	211	316
Ireland	154	-	154	-
Italy	10065	3451	3738	2876
Malta	46	46	-	-
Netherlands	2084	313	625	1146
Poland	2609	-	1957	652
Portugal	-	-	-	-
Romania	17162	4351	6043	6768
Slovakia	561	-	421	140
Slovenia	420	-	-	420
Spain	7655	3062	1378	3215
Sweden	1049	150	-	899
United Kingdom	8354	1652	2294	4408
Other EU countries	698	-	137	561
Other European countries	169685	61808	33680	74197
FYROM	27706	8081	11159	8466
Norway	140	-	140	-
Russian Fed.	3773	397	1390	1986
Serbia	32042	13885	3738	14419
Switzerland	1016	218	290	508
Turkey	104780	39227	16811	48742
Ukraine	228	-	152	76
Other countries	6561	1384	1811	3366
Canada	2768	1384	1038	346
Israel	296	-	221	75
USA	3497	-	552	2945
Rest of the world	4039	1049	1961	1029



Table 2

Arrivals of visitors from abroad to Bulgaria
by purpose of visit and country of origin in March 2014

(Number)

Country of origin	Total	Purpose of visit		
		Holiday and recreation	Professional	Others
Total	361065	156361	62738	141966
EU	168366	65288	42386	60692
Austria	5289	1703	2138	1448
Belgium	2639	547	512	1580
Croatia	1853	702	463	688
Cyprus	479	154	129	196
Czech Rep	2740	1120	1102	518
Denmark	766	413	291	62
Finland	431	54	314	63
France	4472	1382	1830	1260
Germany	10794	4266	3958	2570
Greece	45884	19315	9138	17431
Hungary	3325	1521	354	1450
Ireland	1358	980	358	20
Italy	6075	1799	2821	1455
Malta	-	-	-	-
Netherlands	1408	679	376	353
Poland	4281	1783	1262	1236
Portugal	209	83	126	-
Romania	60610	21799	13220	25591
Slovakia	1572	487	327	758
Slovenia	934	523	127	284
Spain	2259	839	662	758
Sweden	459	190	240	29
United Kingdom	9890	4901	2604	2385
Other EU countries	639	48	34	557
Other European countries	156106	74944	15447	65715
FYROM	35372	28437	2871	4064
Norway	179	119	-	60
Russian Fed.	13954	8759	1144	4051
Serbia	33386	21008	1834	10544
Switzerland	91	49	22	20
Turkey	63201	13660	8517	41024
Ukraine	9923	2912	1059	5952
Other countries	12029	8226	1196	2607
Canada	625	473	82	70
Israel	4448	4115	190	143
Japan	3093	816	308	1969
USA	3863	2822	616	425
Rest of the world	24564	7903	3709	12952