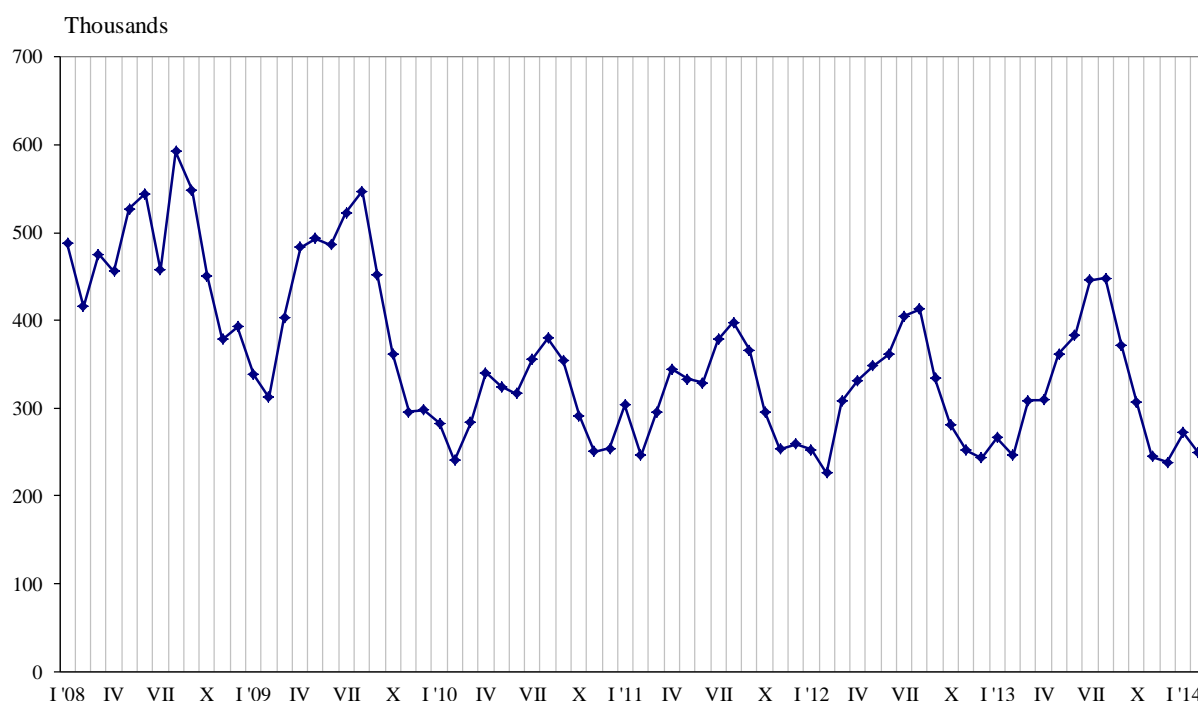




## TRIPS OF BULGARIAN RESIDENTS ABROAD AND ARRIVALS OF VISITORS FROM ABROAD TO BULGARIA IN FEBRUARY 2014

In February 2014, **the number of the trips of Bulgarian residents abroad** was 249.5 thousand or by 1.4% above the registered in February 2013 (Figure 1). In comparison with the same month of the previous year an increase was observed in the total number of the trips of Bulgarians to France - by 72.7%, Spain - by 62.1%, the United Kingdom - by 23.0%, Italy - by 17.2%, Germany - by 10.6%, and etc. At the same time a decrease was observed in the total number of the trips of Bulgarians to Austria - by 20.4%, Romania - by 14.3%, Greece - by 9.8%, Serbia - by 8.7%, Turkey - by 5.8%, and etc. (Annex, Table 1).

**Figure 1. Trips of Bulgarian residents abroad by months**

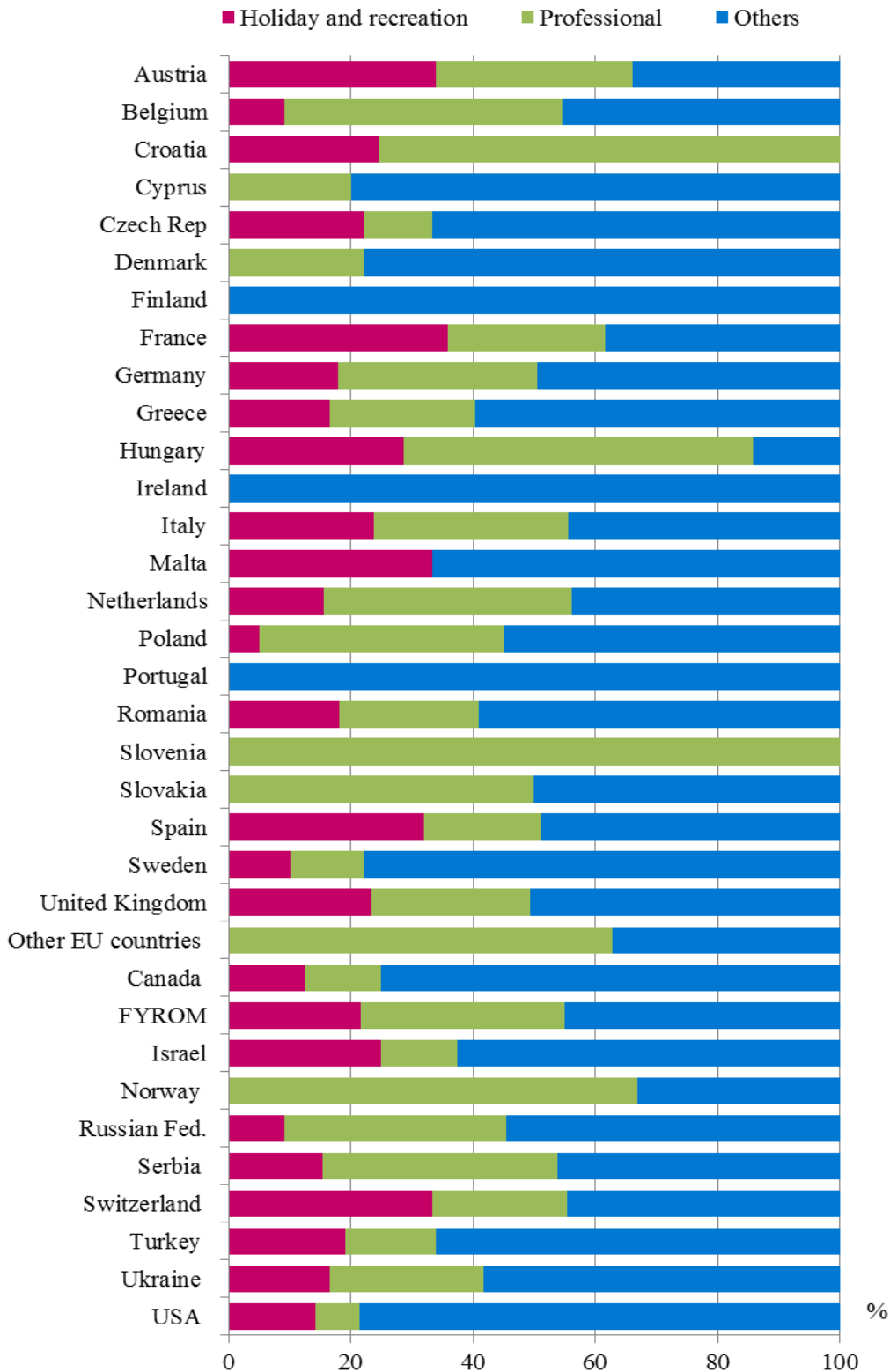


The trips with other purposes (as guest, education and visit the cultural and sport events) in February 2014 composed the greatest share of the total number of trips of Bulgarian residents abroad - 56.4%, followed by the trips with professional purpose - 24.3%, and with holiday and recreation purposes - 19.3%. In comparison with February 2013, an increase in the trips with holiday and recreation purposes and with professional purpose by 30.0 and 9.1% respectively was observed, while a decrease in the trips with other purposes by 8.3% was registered.

In February 2014, the trips with other purposes formed 66.1% of all trips to Turkey, 59.7% to Greece and 59.0% to Romania. The trips to Belgium with professional purpose were 45.5%, while these to France and Austria with holiday and recreation purpose were 35.9 and 34.0% respectively of all trips of Bulgarian residents to these countries (Figure 2).



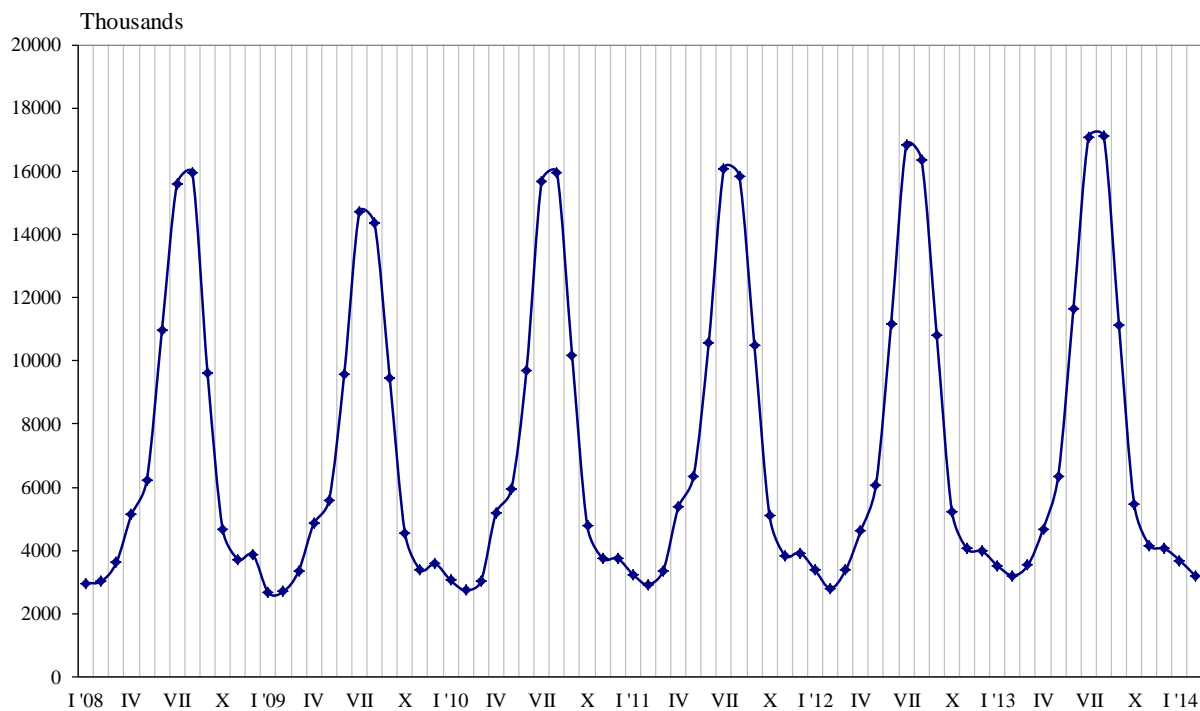
**Figure 2. Structure of the trips of Bulgarian residents abroad by purpose of visit and country of destination in February 2014**





In February 2014, **the number of arrivals of visitors from abroad to Bulgaria** was 320.4 thousand as compared to February 2013 they remain approximately at the same level (Figure 3). An increase was registered in the visits with professional purpose - by 6.7%, while the visits with holiday and recreation purpose and other purposes decreased by 1.2 and 0.6% respectively.

**Figure 3. Arrivals of visitors from abroad to Bulgaria by months**



The share of visits of EU citizens was 48.8% of the total number of foreigners' visits to Bulgaria in February 2014 (Annex, Table 2) as in comparison with the same month of the previous year they increased by 4.1%. An increase was registered in the visits of the citizens of Spain - by 13.4%, Italy - by 13.0%, Germany - by 11.6%, Poland - by 10.2%, Romania - by 10.2%, Austria - by 9.1%, Czech Republic - by 7.9%, Hungary - by 6.8%, and etc. At the same time decreased the visits from the United Kingdom - by 15.8%, France - by 10.0%, Belgium - 4.1%, and etc.

The visits of foreigners in the group "Other European countries"<sup>1</sup> decreased by 4.4% as the highest drop was observed in the visits of citizens of Turkey and Serbia - by 6.5 and 5.4% respectively.

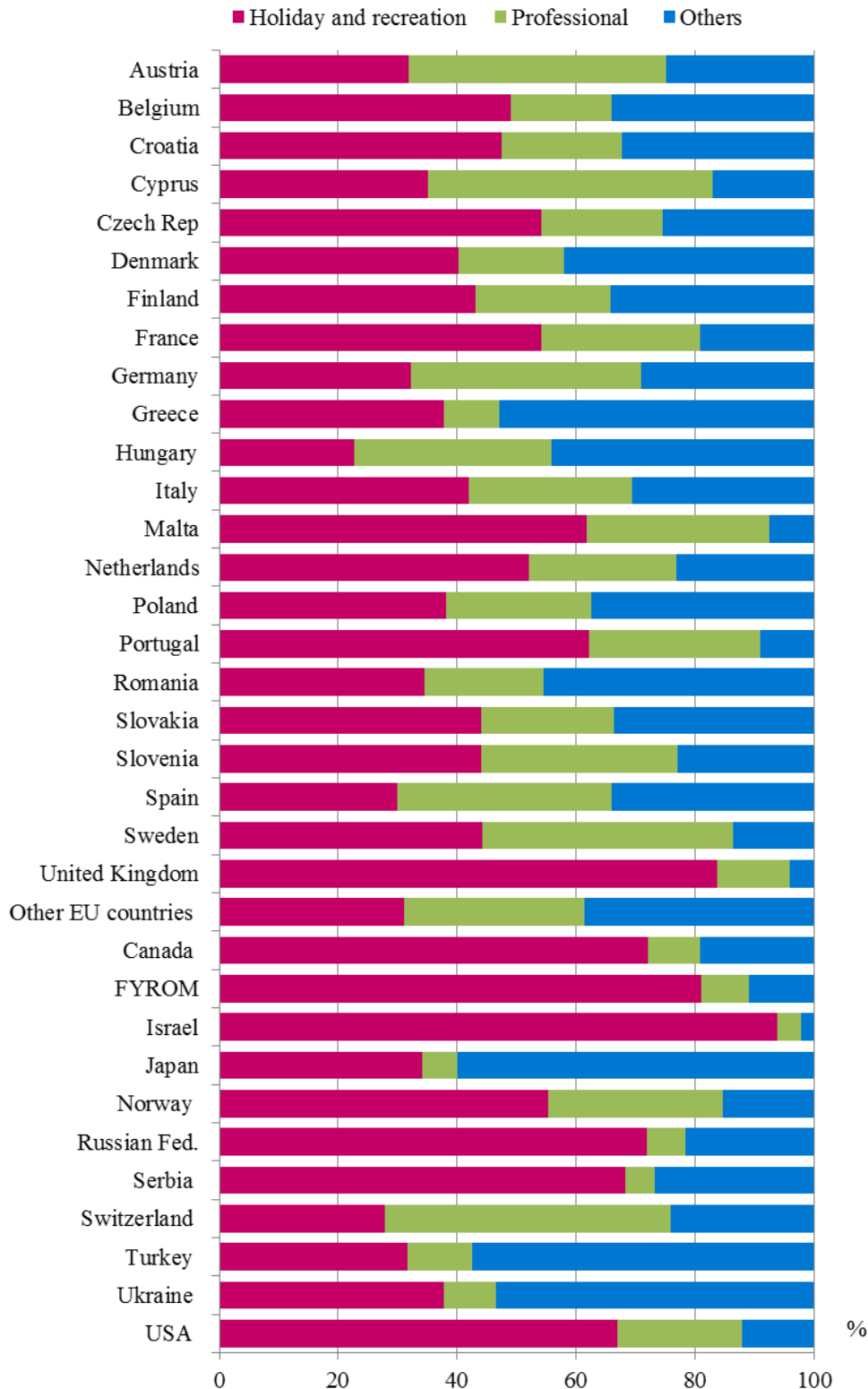
In February 2014, the predominant share of the visits with holiday and recreation purpose was - 47.2%, followed by these with others purposes (including as guest and passing transit) - 38.6% and with professional purpose - 14.2%.

The visits with holiday and recreation purposes formed 83.7% of the arrivals from the United Kingdom, 81.0% - from FYROM and 72.0% - from Russian Federation. The visits with professional purpose were 43.2% of all arrivals from Austria, while with other purpose were 57.4% of all arrivals from Turkey and 52.8% - from Greece (Figure 4).

<sup>1</sup> Group of "Other European countries" includes countries in Europe outside EU.



**Figure 4. Structure of the arrivals of visitors to Bulgaria from abroad by purpose of visit and country of origin in February 2014**





## Methodological notes

The definitions recommended by the World Tourist Organization and the Methodological manual for tourism by Eurostat are applied by the National Statistical Institute.

In accordance with these definitions **an international tourist** is any person who travels to a country other than his/her permanent residence for at least 24 hours but no more than one year and whose main purpose is not doing any activity for payment.

**The purposes of visiting** a country are the following:

- Excursion, holiday or entertainment (visits to cultural or historical landmarks, sport events and other);
- Visiting friends and relatives;
- Professional purposes (business trips, participation in conferences, congresses, concluding deals, etc.);
- Other (education, medical treatment, etc.) purposes.

Statistical data on the trips of Bulgarian citizens travelling abroad and visits by foreigners to Bulgaria are obtained on the basis of monthly information received from the Ministry of Interior and sample survey of the National Statistical Institute among Bulgarian and foreign citizens passing through border check points.

Data on the number of the trips of the citizens of the European Union are estimated on the basis of the information obtained from the Ministry of Interior and the airport authorities. Data on the number of citizens from “third countries” are obtained directly from the Ministry of Interior.

Data on the purposes of the trips are obtained on the basis of the NSI’s regular monthly sample survey of passing Bulgarian and foreign citizens through the border check points.



Annex

Table 1

**Trips of Bulgarian residents abroad by purposes of visit  
and country of destination in February 2014**

Country of destination	Total	Purpose of visit		
		Holiday and recreation	Professional	Others
<b>Total</b>	<b>249470</b>	<b>48159</b>	<b>60544</b>	<b>140767</b>
<b>EU</b>	<b>135461</b>	<b>26229</b>	<b>34490</b>	<b>74742</b>
Austria	4805	1634	1538	1633
Belgium	1925	175	875	875
Croatia	306	75	231	-
Cyprus	410	-	82	328
Czech Rep.	3815	848	424	2543
Denmark	915	-	203	712
Finland	256	-	-	256
France	6824	2449	1749	2626
Germany	10347	1851	3376	5120
Greece	64882	10762	15375	38745
Hungary	562	161	321	80
Ireland	106	-	-	106
Italy	6048	1440	1920	2688
Malta	192	64	-	128
Netherlands	2655	415	1078	1162
Poland	1663	83	665	915
Portugal	1209	-	-	1209
Romania	12290	2215	2819	7256
Slovakia	320	-	160	160
Slovenia	213	-	213	-
Spain	8435	2692	1615	4128
Sweden	1672	170	202	1300
United Kingdom	5096	1195	1321	2580
Other EU countries	515	-	323	192
<b>Other European countries</b>	<b>105821</b>	<b>19827</b>	<b>22614</b>	<b>63380</b>
FYROM	15200	3289	5060	6851
Norway	193	-	129	64
Russian Fed.	2275	207	827	1241
Serbia	14562	2240	5601	6721
Switzerland	550	183	122	245
Turkey	72301	13785	10690	47826
Ukraine	740	123	185	432
<b>Other countries</b>	<b>1542</b>	<b>253</b>	<b>148</b>	<b>1141</b>
Canada	346	43	43	260
Israel	368	92	46	230
USA	828	118	59	651
<b>Rest of the world</b>	<b>6646</b>	<b>1850</b>	<b>3292</b>	<b>1504</b>



**Table 2**

**Arrivals of visitors from abroad to Bulgaria  
by purpose of visit and country of origin in February 2014**

Country of origin	Total	Purpose of visit		
		Holiday and recreation	Professional	Others
<b>TOTAL</b>	<b>320363</b>	<b>151314</b>	<b>45585</b>	<b>123464</b>
<b>EU</b>	<b>156227</b>	<b>63947</b>	<b>30313</b>	<b>61967</b>
Austria	5759	1839	2490	1430
Belgium	2492	1222	421	849
Croatia	1100	522	224	354
Cyprus	902	317	432	153
Czech Rep	2217	1200	454	563
Denmark	642	258	114	270
Finland	380	164	86	130
France	3510	1900	939	671
Germany	10977	3529	4254	3194
Greece	51279	19324	4869	27086
Hungary	2102	478	696	928
Ireland	-	-	-	-
Italy	5358	2247	1473	1638
Malta	416	257	128	31
Netherlands	1401	730	347	324
Poland	4167	1591	1013	1563
Portugal	336	209	97	30
Romania	45506	15696	9113	20697
Slovakia	1112	491	247	374
Slovenia	577	254	191	132
Spain	2056	617	739	700
Sweden	495	219	209	67
United Kingdom	12744	10666	1565	513
Other EU countries	699	217	212	270
<b>Other European countries</b>	<b>134686</b>	<b>74123</b>	<b>11430</b>	<b>49133</b>
FYROM	31398	25435	2524	3439
Norway	157	87	46	24
Russian Fed.	14513	10444	937	3132
Serbia	25927	17720	1280	6927
Switzerland	54	15	26	13
Turkey	52790	16711	5752	30327
Ukraine	9847	3711	865	5271
<b>Other countries</b>	<b>10859</b>	<b>7751</b>	<b>874</b>	<b>2234</b>
Canada	383	276	34	73
Israel	5336	5009	211	116
Japan	2972	1015	174	1783
USA	2168	1451	455	262
<b>Rest of the world</b>	<b>18591</b>	<b>5493</b>	<b>2968</b>	<b>10130</b>