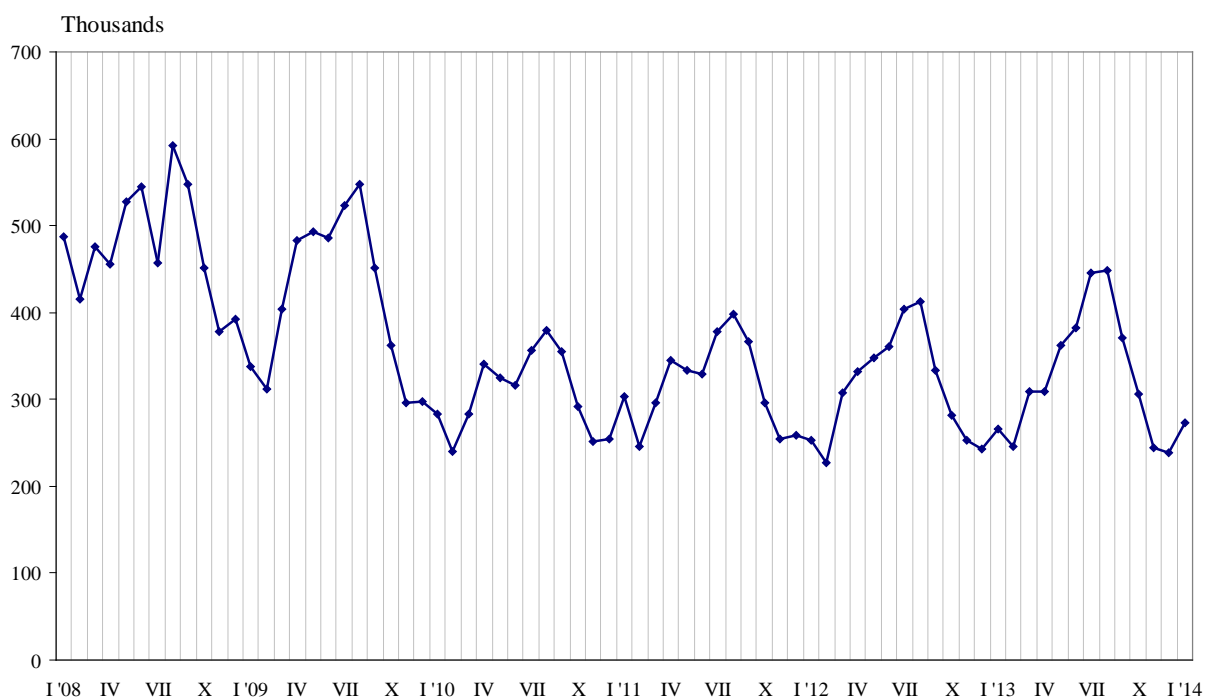




TRIPS OF BULGARIAN RESIDENTS ABROAD AND ARRIVALS OF VISITORS FROM ABROAD TO BULGARIA IN JANUARY 2014

In January 2014, **the number of the trips of Bulgarian residents abroad** was 272.5 thousand or by 2.3% above the registered in January 2013 (Figure 1). In comparison with the same month of the previous year an increase was observed in the total number of the trips of Bulgarians to France - by 57.5%, Austria - by 44.1%, Belgium - by 21.8%, Russian Federation - by 14.3%, Italy - by 9.1%, Turkey - by 8.6%, and etc. At the same time a decrease was observed in the total number of the trips of Bulgarians to Czech Republic - by 18.6%, Spain - by 10.6%, Serbia - by 8.5%, Greece - by 8.1%, Germany - by 6.9%, FYROM - by 6.2%, Romania - by 4.6%, the United Kingdom - by 3.5% and etc. (Annex, Table 1).

Figure 1. Trips of Bulgarian residents abroad by months

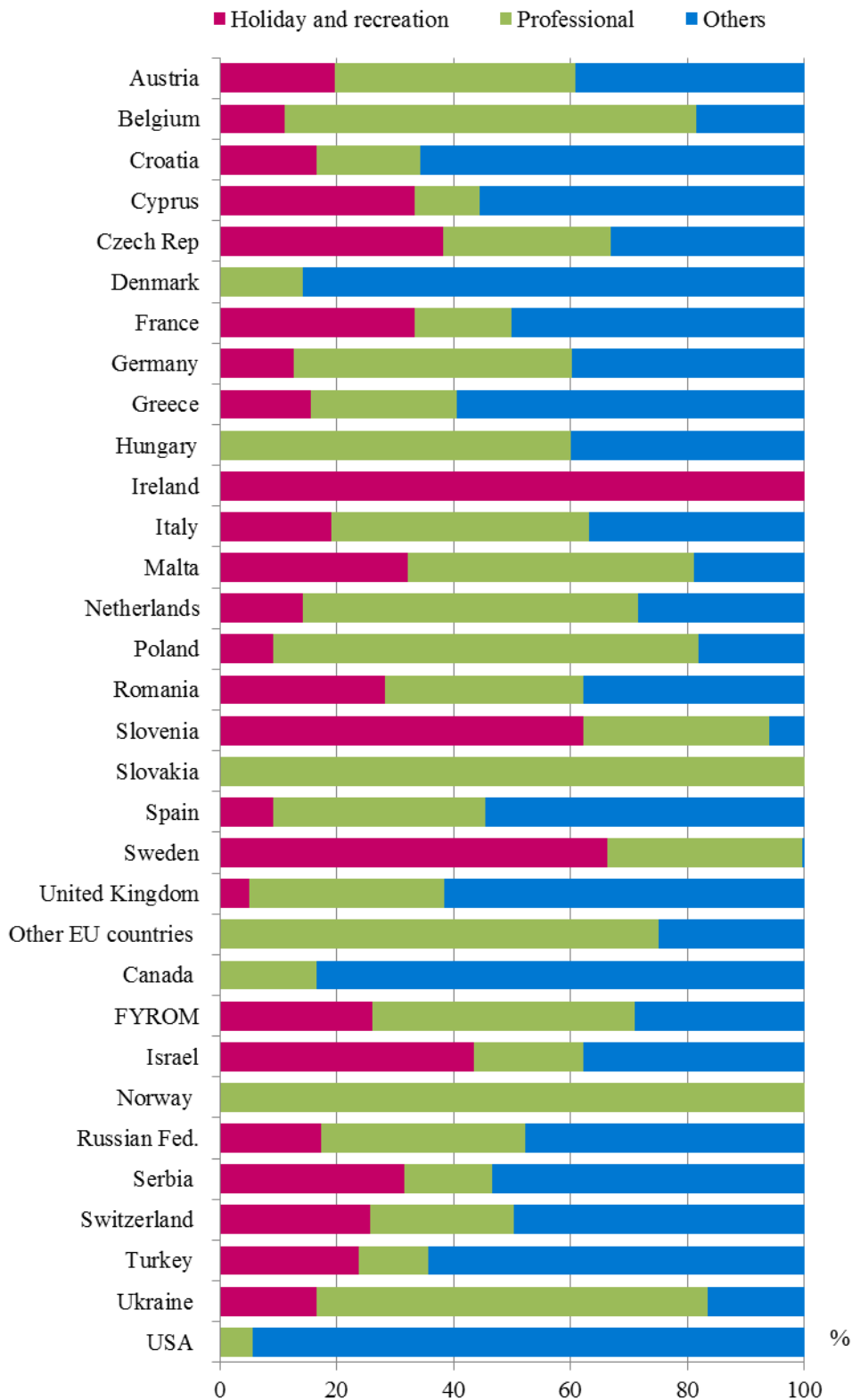


The trips with other purposes (as guest, education and visit the cultural and sport events) composed the greatest share of the total number of trips of Bulgarian residents abroad - 52.8%, followed by the trips with holiday and recreation purposes - 25.9%, and with professional purpose - 21.3%. In comparison with January 2013, an increase in the trips with holiday and recreation purposes and with professional purpose by 26.6 and 18.8% respectively was observed, while a decrease in these with other purposes by 10.7% was registered.

In January 2014, the trips with other purposes formed 64.3% of all trips to Turkey, 61.5% to the United Kingdom and 59.5% to Greece. The predominant share of the trips to Belgium and Germany were with professional purpose - 70.4 and 47.6% respectively. The trips with holiday and recreation purpose to Czech Republic and to France were 38.2 and 33.3% respectively of all trips of Bulgarian residents to these countries (Figure 2).



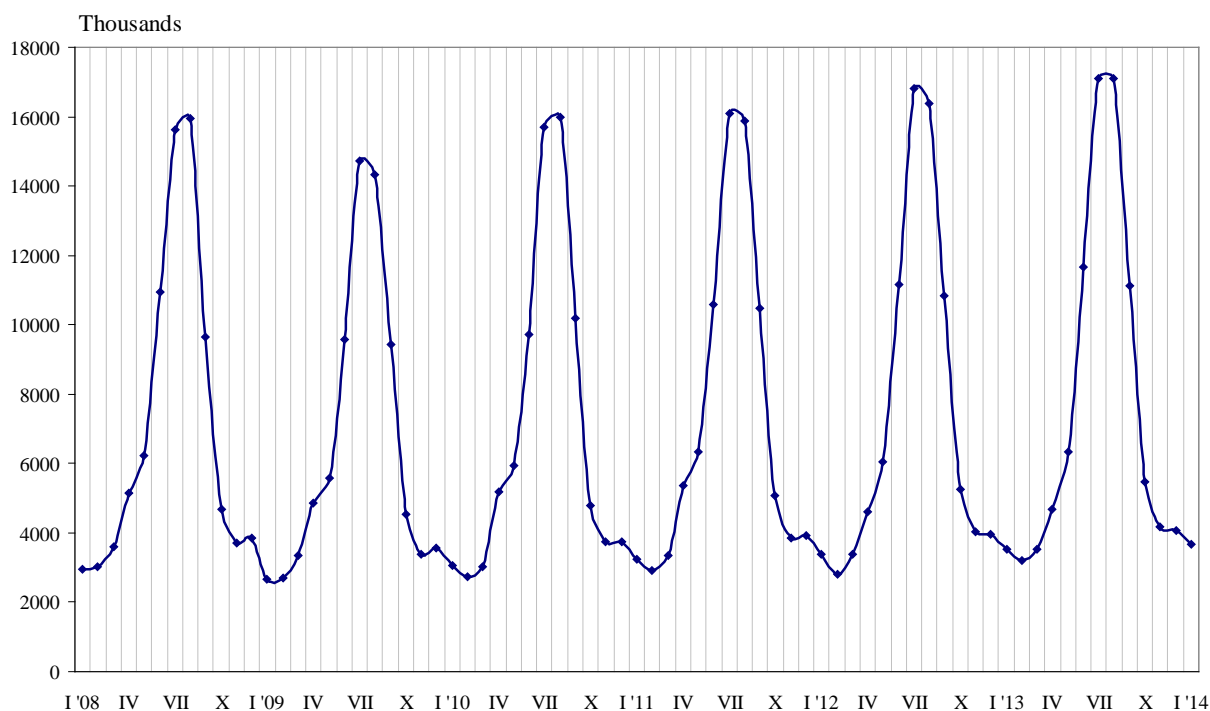
Figure 2. Structure of the trips of Bulgarian residents abroad by purpose of visit and country of destination in January 2014





In January 2014, **the number of arrivals of visitors from abroad to Bulgaria** was 368.1 thousand which was by 4.7% above the level of January 2013 (Figure 3). An increase was registered in the visits with other purposes and holiday and recreation purpose - by 8.9 and 5.3% respectively, while these with professional purpose decreased by 5.7%.

Figure 3. Arrivals of visitors from abroad to Bulgaria by months



The share of visits of EU citizens was 44.4% of the total number of foreigners' visits to Bulgaria (Annex, Table 2) as in comparison with the same month of the previous year they increased by 1.5%. An increase was registered in the visits of the citizens of Romania - by 7.2%, Poland - by 6.9%, Austria - by 6.6%, France - by 3.6%, Germany - by 1.4% and etc. At the same time decreased the visits from Italy - by 11.4%, Belgium - 9.9%, the United Kingdom - by 2.2% and etc.

The visits of foreigners in the group "Other European countries"¹ increased by 8.4% as the highest growth was observed in the visits of citizens of Russian Federation and Ukraine - by 14.9 and 12.5% respectively.

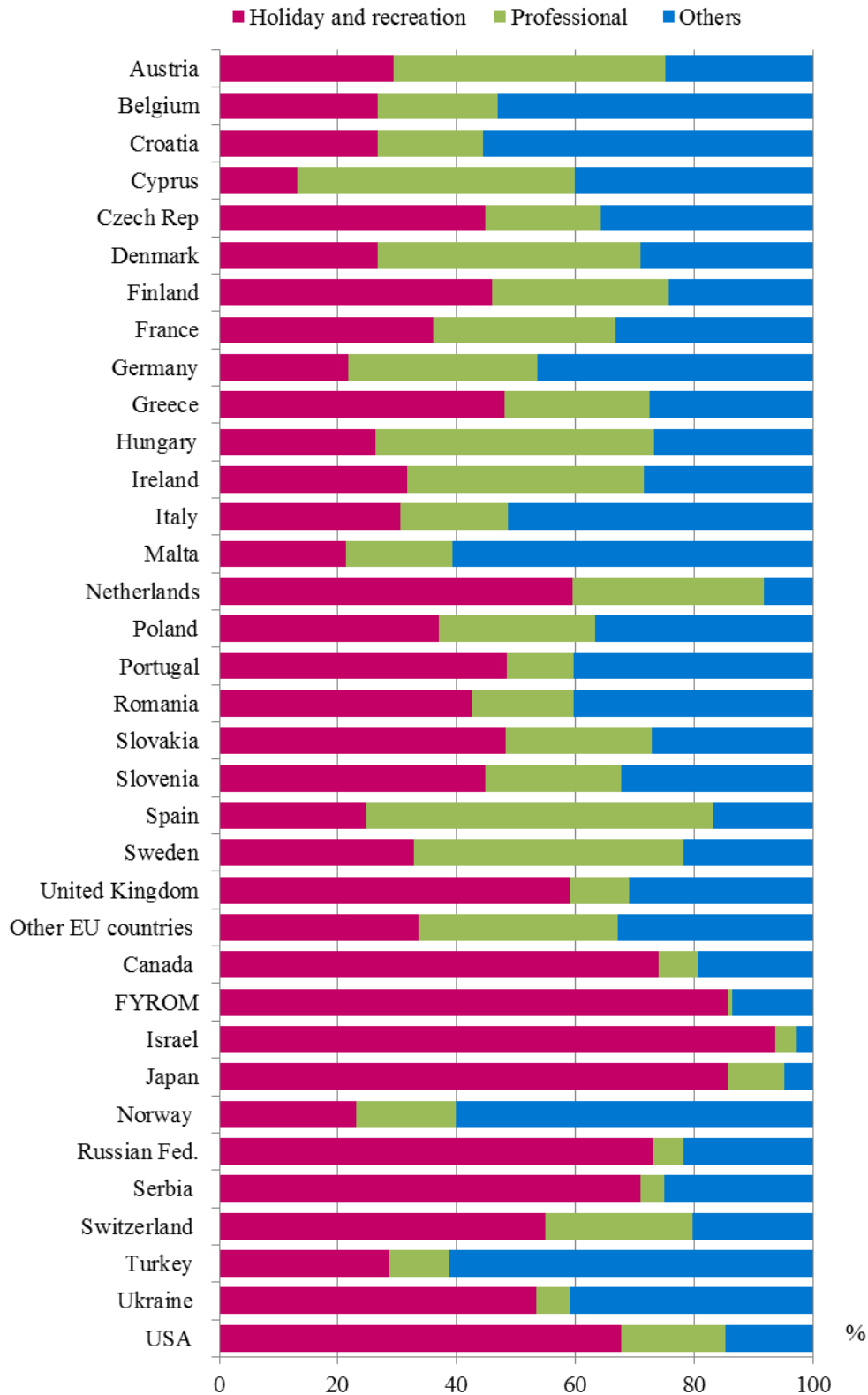
In January 2014, the predominant share of the visits with holiday and recreation purpose was - 50.6%, followed by these with others purposes (including as guest and passing transit) - 34.3% and with professional purpose - 15.1%.

The visits with holiday and recreation purposes formed 85.7% of the arrivals from FYROM, 73.1% - from Russian Federation and 71.0% - from Serbia. The visits with professional purpose were 58.4% of all arrivals from Spain and 45.9% - from Austria, while with other purpose were 61.2% of the arrivals from Turkey (Figure 4).

¹ Group of "Other European countries" includes countries in Europe outside EU.



Figure 4. Structure of the arrivals of visitors to Bulgaria from abroad by purpose of visit and country of origin in January 2014





Methodological notes

The definitions recommended by the World Tourist Organization and the Methodological manual for tourism by Eurostat are applied by the National Statistical Institute.

In accordance with these definitions **an international tourist** is any person who travels to a country other than his/her permanent residence for at least 24 hours but no more than one year and whose main purpose is not doing any activity for payment.

The purposes of visiting a country are the following:

- Excursion, holiday or entertainment (visits to cultural or historical landmarks, sport events and other);
- Visiting friends and relatives;
- Professional purposes (business trips, participation in conferences, congresses, concluding deals, etc.);
- Other (education, medical treatment, etc.) purposes.

Statistical data on the trips of Bulgarian citizens travelling abroad and visits by foreigners to Bulgaria are obtained on the basis of monthly information received from the Ministry of Interior and sample survey of the National Statistical Institute among Bulgarian and foreign citizens passing through border check points.

Data on the number of the trips of the citizens of the European Union are estimated on the basis of the information obtained from the Ministry of Interior and the airport authorities. Data on the number of citizens from “third countries” are obtained directly from the Ministry of Interior.

Data on the purposes of the trips are obtained on the basis of the NSI’s regular monthly sample survey of passing Bulgarian and foreign citizens through the border check points.



Annex

Table 1

**Trips of Bulgarian residents abroad by purposes of visit
and country of destination in January 2014**

| Country of destination | Total | Purpose of visit | | |
|---------------------------------|---------------|------------------------|--------------|---------------|
| | | Holiday and recreation | Professional | Others |
| Total | 272471 | 57998 | 70719 | 143754 |
| EU | 142719 | 25742 | 46163 | 70814 |
| Austria | 7500 | 1471 | 3088 | 2941 |
| Belgium | 2645 | 294 | 1861 | 490 |
| Croatia | 1464 | 242 | 261 | 961 |
| Cyprus | 817 | 272 | 91 | 454 |
| Czech Rep. | 4956 | 1892 | 1420 | 1644 |
| Denmark | 681 | - | 97 | 584 |
| Finland | - | - | - | - |
| France | 2836 | 945 | 473 | 1418 |
| Germany | 12320 | 1555 | 5860 | 4905 |
| Greece | 69212 | 10813 | 17189 | 41210 |
| Hungary | 690 | - | 414 | 276 |
| Ireland | 51 | 51 | - | - |
| Italy | 5863 | 1125 | 2573 | 2165 |
| Malta | 106 | 34 | 52 | 20 |
| Netherlands | 904 | 129 | 517 | 258 |
| Poland | 994 | 90 | 723 | 181 |
| Portugal | - | - | - | - |
| Romania | 18173 | 5143 | 6172 | 6858 |
| Slovakia | 480 | - | 480 | - |
| Slovenia | 639 | 397 | 204 | 38 |
| Spain | 5341 | 485 | 1943 | 2913 |
| Sweden | 803 | 533 | 267 | 3 |
| United Kingdom | 5292 | 271 | 1764 | 3257 |
| Other EU countries | 952 | - | 714 | 238 |
| Other European countries | 120977 | 30508 | 21564 | 68905 |
| FYROM | 16526 | 4312 | 7425 | 4789 |
| Norway | 51 | - | 51 | - |
| Russian Fed. | 2219 | 386 | 772 | 1061 |
| Serbia | 20533 | 6502 | 3080 | 10951 |
| Switzerland | 620 | 160 | 152 | 308 |
| Turkey | 80397 | 19043 | 9663 | 51691 |
| Ukraine | 631 | 105 | 421 | 105 |
| Other countries | 2126 | 153 | 216 | 1757 |
| Canada | 463 | - | 77 | 386 |
| Israel | 352 | 153 | 66 | 133 |
| USA | 1311 | - | 73 | 1238 |
| Rest of the world | 6649 | 1595 | 2776 | 2278 |



Table 2

**Arrivals of visitors from abroad to Bulgaria
by purpose of visit and country of origin in January 2014**

| Country of origin | Total | Purpose of visit | | |
|---------------------------------|---------------|------------------------|--------------|---------------|
| | | Holiday and recreation | Professional | Others |
| TOTAL | 368135 | 186370 | 55594 | 126171 |
| EU | 163573 | 70046 | 40393 | 53134 |
| Austria | 6293 | 1848 | 2886 | 1559 |
| Belgium | 2342 | 626 | 472 | 1244 |
| Croatia | 1487 | 398 | 264 | 825 |
| Cyprus | 905 | 119 | 423 | 363 |
| Czech Rep | 1597 | 716 | 312 | 569 |
| Denmark | 575 | 154 | 254 | 167 |
| Finland | 511 | 235 | 152 | 124 |
| France | 4069 | 1469 | 1246 | 1354 |
| Germany | 11289 | 2450 | 3606 | 5233 |
| Greece | 79076 | 38052 | 19330 | 21694 |
| Hungary | 1592 | 418 | 749 | 425 |
| Ireland | 95 | 30 | 38 | 27 |
| Italy | 6697 | 2041 | 1223 | 3433 |
| Malta | 56 | 12 | 10 | 34 |
| Netherlands | 208 | 124 | 67 | 17 |
| Poland | 3945 | 1462 | 1037 | 1446 |
| Portugal | 134 | 65 | 15 | 54 |
| Romania | 26302 | 11206 | 4522 | 10574 |
| Slovakia | 1006 | 485 | 249 | 272 |
| Slovenia | 938 | 421 | 215 | 302 |
| Spain | 1705 | 423 | 995 | 287 |
| Sweden | 757 | 249 | 343 | 165 |
| United Kingdom | 11833 | 6989 | 1179 | 2913 |
| Other EU countries | 161 | 54 | 54 | 53 |
| Other European countries | 173079 | 100696 | 9672 | 60273 |
| FYROM | 47648 | 40856 | 363 | 4330 |
| Norway | 208 | 48 | 35 | 45 |
| Russian Fed. | 18746 | 13706 | 951 | 4089 |
| Serbia | 28918 | 20531 | 1159 | 7228 |
| Switzerland | 461 | 253 | 115 | 93 |
| Turkey | 63856 | 18232 | 6557 | 39067 |
| Ukraine | 13242 | 7070 | 751 | 5421 |
| Other countries | 8209 | 7022 | 636 | 551 |
| Canada | 354 | 262 | 24 | 68 |
| Israel | 5187 | 4861 | 183 | 143 |
| Japan | 514 | 440 | 49 | 25 |
| USA | 2154 | 1459 | 380 | 315 |
| Rest of the world | 23274 | 8606 | 4893 | 12213 |