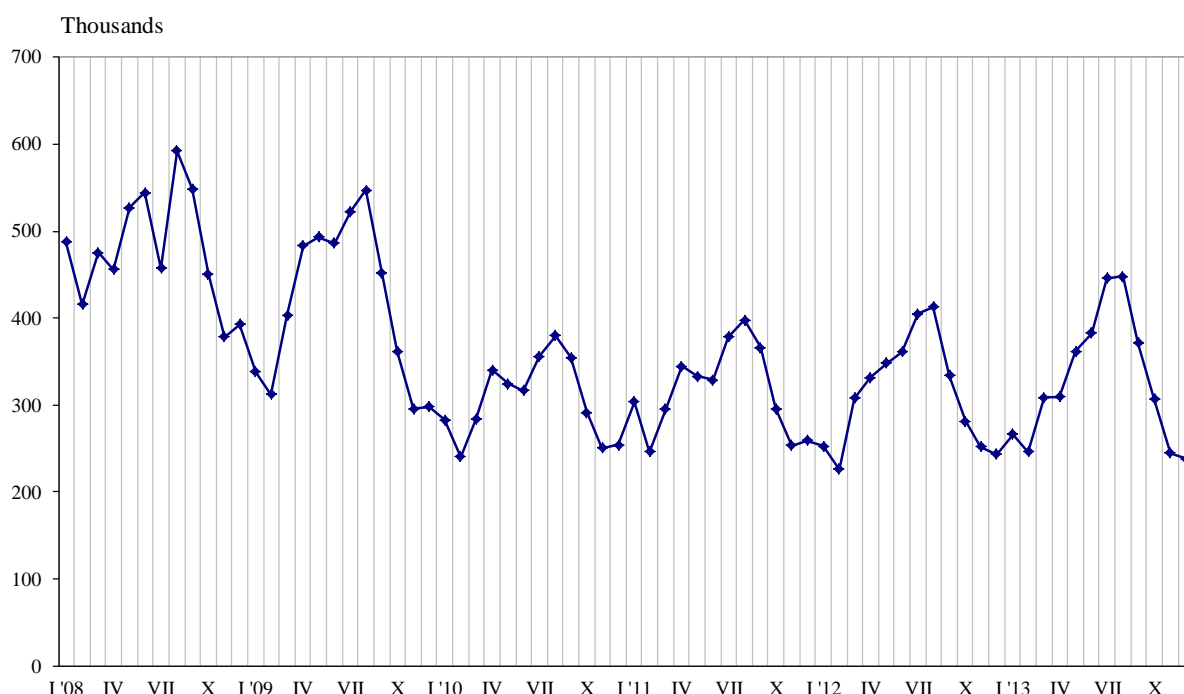




## TRIPS OF BULGARIAN RESIDENTS ABROAD AND ARRIVALS OF VISITORS FROM ABROAD TO BULGARIA IN DECEMBER 2013

In December 2013, **the number of the trips of Bulgarian residents abroad** was 238.2 thousand or by 2.2% under the registered in December 2012 (Figure 1). In comparison with the same month of the previous year a decrease was observed in the total number of the trips of Bulgarians to Serbia - by 18.1%, FYROM - by 15.1%, Romania - by 12.3%, Turkey - by 4.3%, Greece - by 3.1%, and etc. At the same time an increase was observed in the total number of the trips of Bulgarians to Czech Republic - by 54.8%, Austria - by 13.8%, and etc. (Annex, Table 1).

**Figure 1. Trips of Bulgarian residents abroad by months**

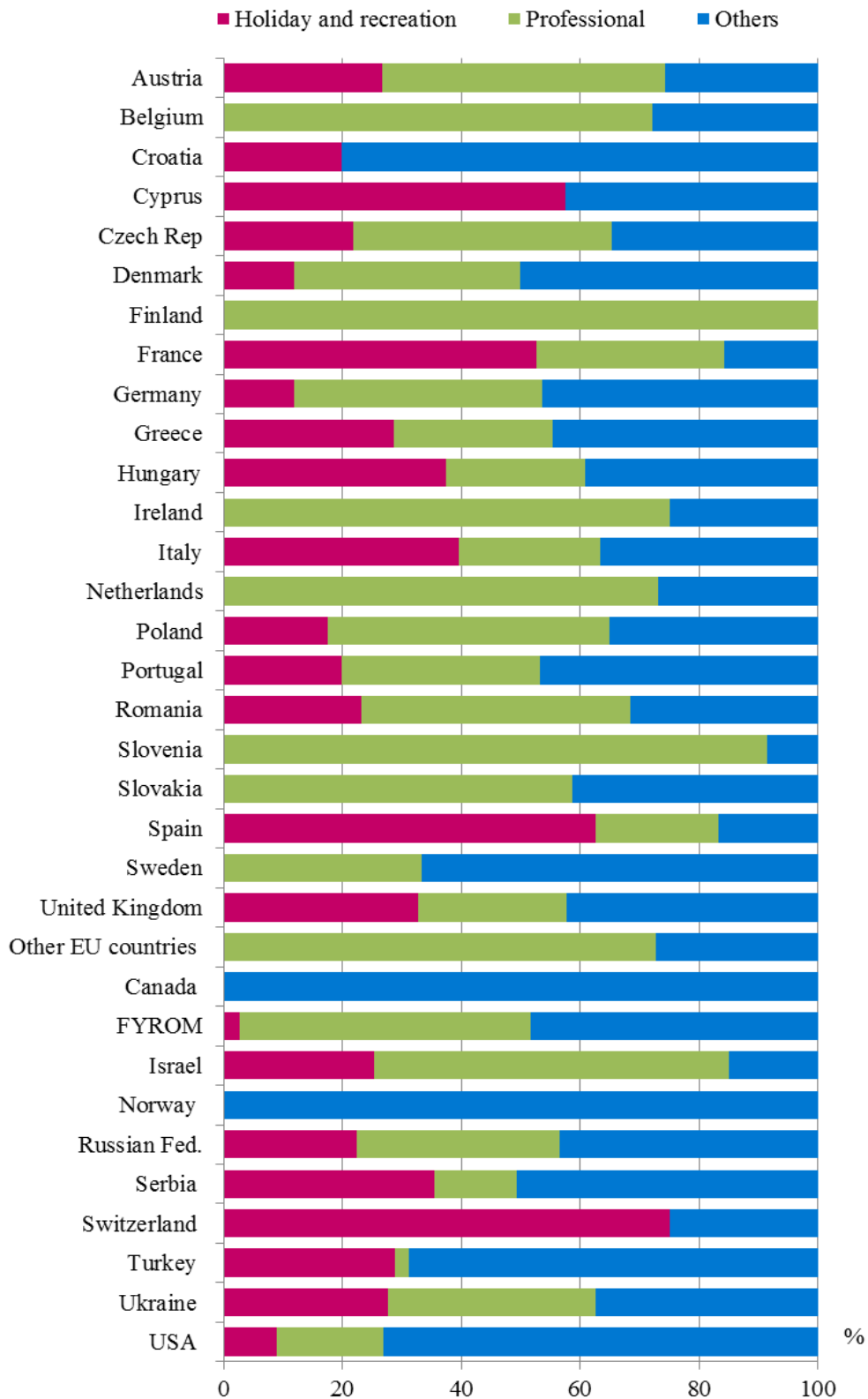


The trips with other purposes (as guest, education and visit the cultural and sport events) composed the greatest share of the total number of trips of Bulgarian residents abroad - 51.9%, followed by the trips with holiday and recreation purposes - 26.0% and with professional purpose - 22.1%. In comparison with December 2012, an increase in the trips with holiday and recreation purposes - by 34.7% was observed, while a decrease in these with other purposes and with professional purpose by 13.7 and 3.2% respectively was registered.

In December 2013, the trips with other purposes formed 68.8% of all trips to Turkey and 50.7% - to Serbia. The predominant share of the trips to FYROM and Austria were with professional purpose - 49.0% and 47.6% respectively. The trips with holiday and recreation purpose to Spain were 62.5% and to France - 52.6% of all trips of Bulgarian residents to these countries (Figure 2).



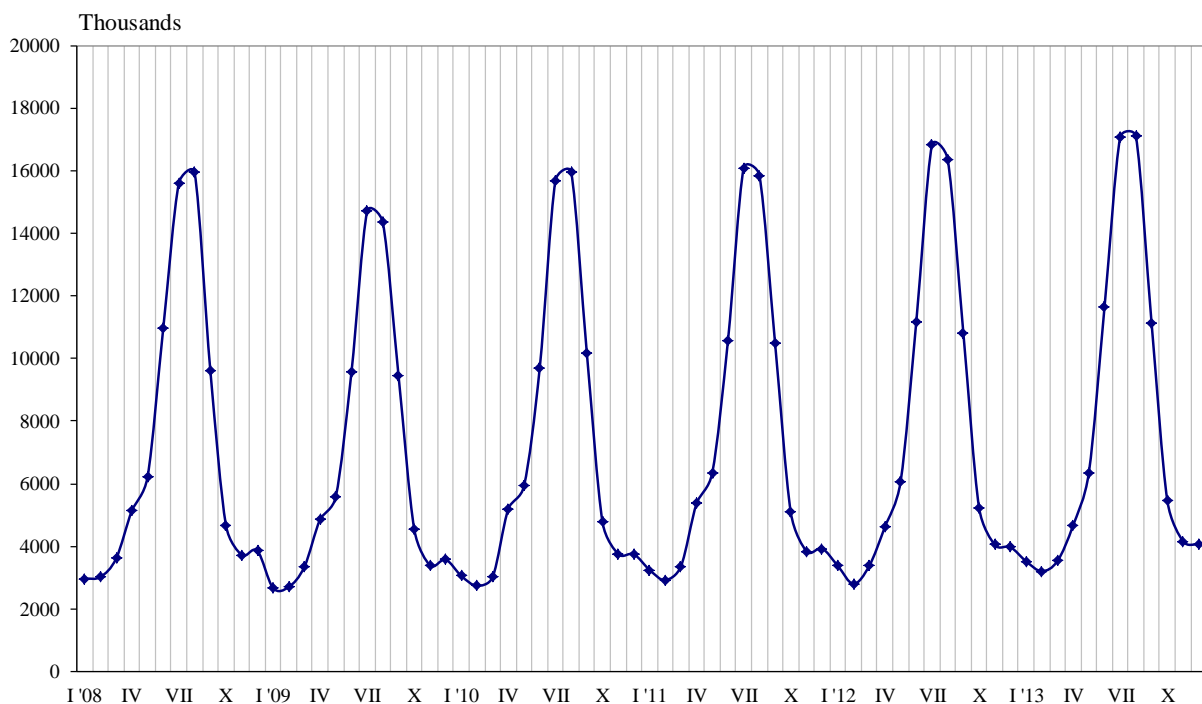
**Figure 2. Structure of the trips of Bulgarian residents abroad by purpose of visit and country of destination in December 2013**





In December 2013, **the number of arrivals of visitors from abroad to Bulgaria** was 405.8 thousand which was by 2.2% above the level of December 2012 (Figure 3). An increase was registered in the visits with holiday and recreation purpose - by 5.8%, while these with professional purpose decreased by 0.5%. Only the visits with other purposes preserved the level of the corresponding month of the previous year.

**Figure 3. Arrivals of visitors from abroad to Bulgaria by months**



The visits of the citizens of European Union composed the greatest relative share of the total number of the foreigners who visited Bulgaria - 52.9%, (Annex, Table 2) as in comparison with the same month of the previous year they decreased by 3.2%. A decrease was registered in the visits of the citizens of Romania - by 7.7%, the United Kingdom - by 6.3%, Greece - by 2.4%, and etc. At the same time increased the visits from France - by 13.3%, Czech Republic - 12.5%, Italy - by 5.4%, Austria - by 5.4%, and etc.

The visits of foreigners in the group “Other European countries”<sup>1</sup> increased by 9.9% as the highest growth was observed in the visits of citizens of Ukraine and FYROM - by 25.6 and 23.1% respectively.

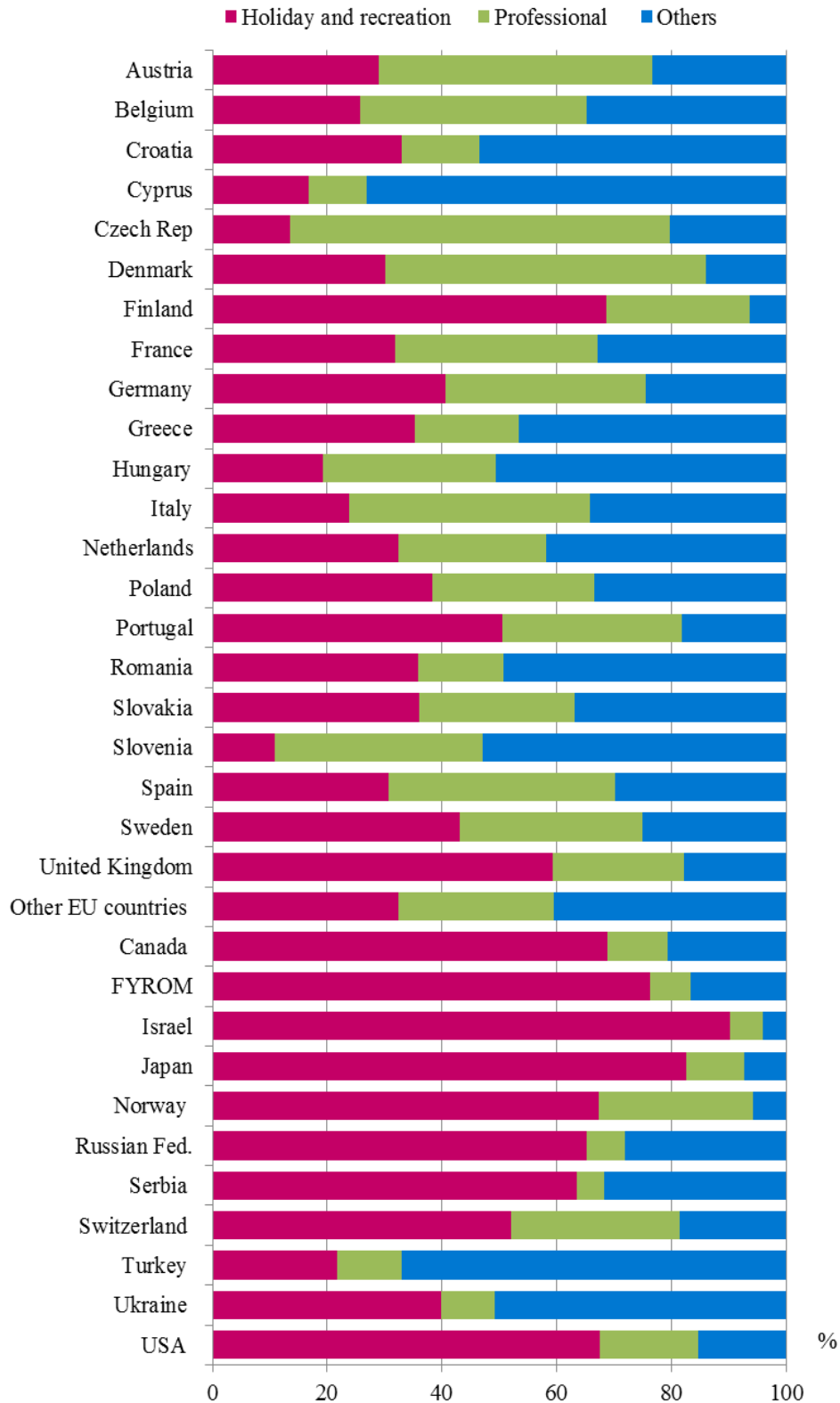
In December 2013, the predominant share of the visits with other purposes (including as guest and passing transit) was - 43.7% followed by these with holiday and recreation purpose - 40.7% and with professional purpose - 15.6%.

The visits with holiday and recreation purposes formed 76.3% of the arrivals from FYROM, 65.3% - from Russian Federation, 63.6% - from Serbia, and 59.3% - from the United Kingdom. The visits with professional purpose were 66.1% of all arrivals from Czech Republic and 47.6% - from Austria, while with other purpose were 67.0% of the arrivals from Turkey and 50.8% from Ukraine (Figure 4).

<sup>1</sup> Group of “Other European countries” includes countries in Europe outside EU.



**Figure 4. Structure of the arrivals of visitors to Bulgaria from abroad by purpose of visit and country of origin in December 2013**





## Methodological notes

The definitions recommended by the World Tourist Organization and the Methodological manual for tourism by Eurostat are applied by the National Statistical Institute.

In accordance with these definitions **an international tourist** is any person who travels to a country other than his/her permanent residence for at least 24 hours but no more than one year and whose main purpose is not doing any activity for payment.

**The purposes of visiting** a country are the following:

- Excursion, holiday or entertainment (visits to cultural or historical landmarks, sport events and other);
- Visiting friends and relatives;
- Professional purposes (business trips, participation in conferences, congresses, concluding deals, etc.);
- Other (education, medical treatment, etc.) purposes.

Statistical data on the trips of Bulgarian citizens travelling abroad and visits by foreigners to Bulgaria are obtained on the basis of monthly information received from the Ministry of Interior and sample survey of the National Statistical Institute among Bulgarian and foreign citizens passing through border check points.

Data on the number of the trips of the citizens of the European Union are estimated on the basis of the information obtained from the Ministry of Interior and the airport authorities. Data on the number of citizens from “third countries” are obtained directly from the Ministry of Interior.

Data on the purposes of the trips are obtained on the basis of the NSI’s regular monthly sample survey of passing Bulgarian and foreign citizens through the border check points.



Annex

Table 1

**Trips of Bulgarian residents abroad by purposes of visit  
and country of destination in December 2013**

| Country of destination          | Total         | Purpose of visit       |              |               |
|---------------------------------|---------------|------------------------|--------------|---------------|
|                                 |               | Holiday and recreation | Professional | Others        |
| <b>Total</b>                    | <b>238174</b> | <b>61864</b>           | <b>52711</b> | <b>123599</b> |
| <b>EU</b>                       | <b>109637</b> | <b>28494</b>           | <b>37446</b> | <b>43697</b>  |
| Austria                         | 3185          | 849                    | 1517         | 819           |
| Belgium                         | 1578          | -                      | 1139         | 439           |
| Croatia                         | 647           | 129                    | -            | 518           |
| Cyprus                          | 294           | 169                    | -            | 125           |
| Czech Rep.                      | 2931          | 637                    | 1275         | 1019          |
| Denmark                         | 918           | 109                    | 350          | 459           |
| Finland                         | 54            | -                      | 54           | -             |
| France                          | 2449          | 1289                   | 773          | 387           |
| Germany                         | 20045         | 2399                   | 8328         | 9318          |
| Greece                          | 41958         | 12054                  | 11198        | 18706         |
| Hungary                         | 1744          | 653                    | 409          | 682           |
| Ireland                         | 486           | -                      | 365          | 121           |
| Italy                           | 5060          | 2003                   | 1201         | 1856          |
| Malta                           | -             | -                      | -            | -             |
| Netherlands                     | 720           | -                      | 527          | 193           |
| Poland                          | 1981          | 347                    | 939          | 695           |
| Portugal                        | 417           | 83                     | 139          | 195           |
| Romania                         | 12624         | 2938                   | 5699         | 3987          |
| Slovakia                        | 206           | -                      | 121          | 85            |
| Slovenia                        | 140           | -                      | 128          | 12            |
| Spain                           | 4538          | 2837                   | 945          | 756           |
| Sweden                          | 807           | -                      | 269          | 538           |
| United Kingdom                  | 6113          | 1998                   | 1531         | 2584          |
| Other EU countries              | 742           | -                      | 539          | 203           |
| <b>Other European countries</b> | <b>124073</b> | <b>32901</b>           | <b>12853</b> | <b>78319</b>  |
| FYROM                           | 15162         | 402                    | 7427         | 7333          |
| Norway                          | 35            | -                      | -            | 35            |
| Russian Fed.                    | 2423          | 543                    | 825          | 1055          |
| Serbia                          | 16683         | 5917                   | 2315         | 8451          |
| Switzerland                     | 350           | 263                    | -            | 87            |
| Turkey                          | 88791         | 25602                  | 2066         | 61123         |
| Ukraine                         | 629           | 174                    | 220          | 235           |
| <b>Other countries</b>          | <b>1863</b>   | <b>256</b>             | <b>582</b>   | <b>1025</b>   |
| Canada                          | 370           | -                      | -            | 370           |
| Israel                          | 751           | 190                    | 449          | 112           |
| USA                             | 742           | 66                     | 133          | 543           |
| <b>Rest of the world</b>        | <b>2601</b>   | <b>213</b>             | <b>1830</b>  | <b>558</b>    |



Table 2

**Arrivals of visitors from abroad to Bulgaria  
by purpose of visit and country of origin in December 2013**

| Country of origin               | Total         | Purpose of visit       |              |               |
|---------------------------------|---------------|------------------------|--------------|---------------|
|                                 |               | Holiday and recreation | Professional | Others        |
| <b>Total</b>                    | <b>405803</b> | <b>165108</b>          | <b>63377</b> | <b>177318</b> |
| <b>EU</b>                       | <b>214583</b> | <b>75660</b>           | <b>46106</b> | <b>92817</b>  |
| Austria                         | 5992          | 1741                   | 2854         | 1397          |
| Belgium                         | 1230          | 317                    | 485          | 428           |
| Croatia                         | 1756          | 578                    | 241          | 937           |
| Cyprus                          | 1268          | 214                    | 128          | 926           |
| Czech Rep.                      | 3063          | 415                    | 2026         | 622           |
| Denmark                         | 670           | 202                    | 375          | 93            |
| Finland                         | 255           | 175                    | 64           | 16            |
| France                          | 4237          | 1351                   | 1491         | 1395          |
| Germany                         | 11508         | 4686                   | 4002         | 2820          |
| Greece                          | 67323         | 23794                  | 12180        | 31349         |
| Hungary                         | 2795          | 536                    | 844          | 1415          |
| Ireland                         | -             | -                      | -            | -             |
| Italy                           | 5152          | 1232                   | 2157         | 1763          |
| Malta                           | -             | -                      | -            | -             |
| Netherlands                     | 2834          | 919                    | 730          | 1185          |
| Poland                          | 5081          | 1951                   | 1434         | 1696          |
| Portugal                        | 214           | 108                    | 67           | 39            |
| Romania                         | 87836         | 31443                  | 13213        | 43180         |
| Slovakia                        | 1520          | 547                    | 413          | 560           |
| Slovenia                        | 958           | 104                    | 347          | 507           |
| Spain                           | 2796          | 859                    | 1104         | 833           |
| Sweden                          | 675           | 291                    | 215          | 169           |
| United Kingdom                  | 6673          | 3955                   | 1534         | 1184          |
| Other EU countries              | 747           | 242                    | 202          | 303           |
| <b>Other European countries</b> | <b>159415</b> | <b>76360</b>           | <b>13703</b> | <b>69352</b>  |
| FYROM                           | 34544         | 26367                  | 2464         | 5713          |
| Norway                          | 275           | 185                    | 74           | 16            |
| Russian Fed.                    | 15865         | 10366                  | 1051         | 4448          |
| Serbia                          | 31750         | 20198                  | 1470         | 10082         |
| Switzerland                     | 866           | 451                    | 254          | 161           |
| Turkey                          | 63509         | 13771                  | 7208         | 42530         |
| Ukraine                         | 12606         | 5022                   | 1182         | 6402          |
| <b>Other countries</b>          | <b>7021</b>   | <b>5560</b>            | <b>765</b>   | <b>696</b>    |
| Canada                          | 451           | 311                    | 47           | 93            |
| Israel                          | 3221          | 2905                   | 184          | 132           |
| Japan                           | 525           | 434                    | 53           | 38            |
| USA                             | 2824          | 1910                   | 481          | 433           |
| <b>Rest of the world</b>        | <b>24784</b>  | <b>7528</b>            | <b>2803</b>  | <b>14453</b>  |