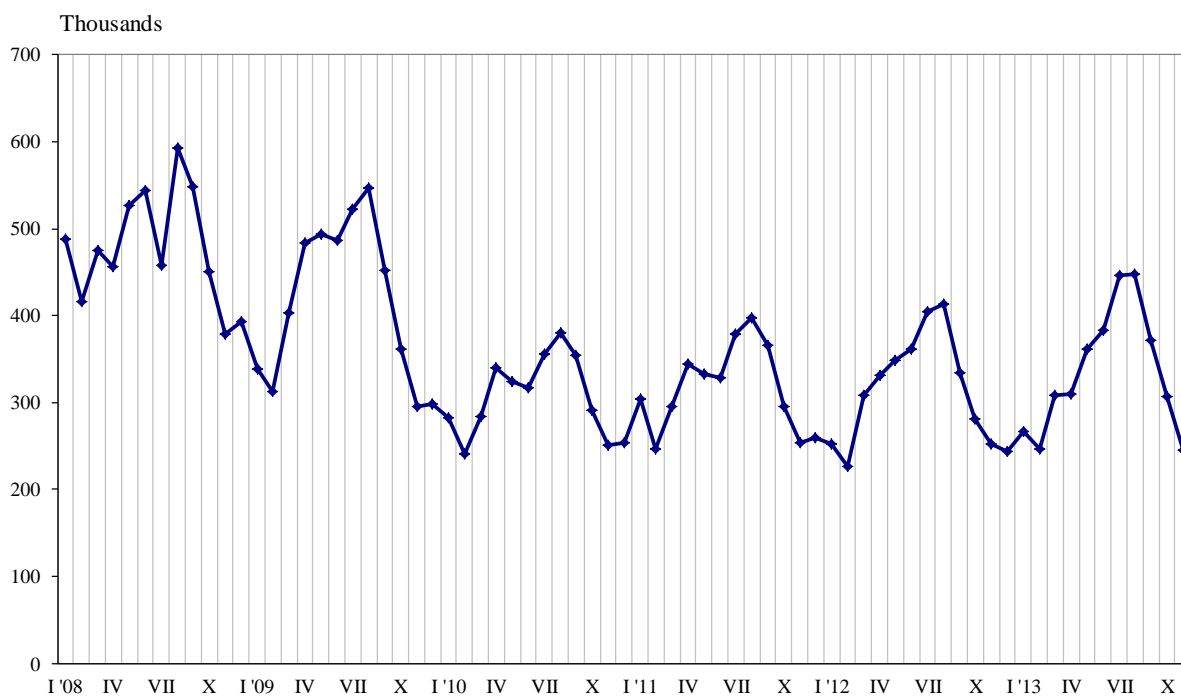




## TRIPS OF BULGARIAN RESIDENTS ABROAD AND ARRIVALS OF VISITORS FROM ABROAD TO BULGARIA IN NOVEMBER 2013

In November 2013, **the number of the trips of Bulgarian residents abroad** was 245.0 thousand or by 2.9% under the registered in November 2012 (Figure 1). In comparison with the same month of the previous year a decrease was observed in the total number of the trips of Bulgarians to FYROM - by 29.7%, the United Kingdom - by 14.7%, Turkey - by 12.3%, France - by 10.9%, Serbia - by 10.5%, Germany - by 8.1%, Italy - by 7.2%, and etc. At the same time an increase was observed in the total number of the trips of Bulgarians to Greece - by 17.2%, Romania - by 10.2%, Austria - by 3.7%, Spain - by 3.1%, and etc. (Annex, Table 1).

**Figure 1. Trips of Bulgarian residents abroad by months**

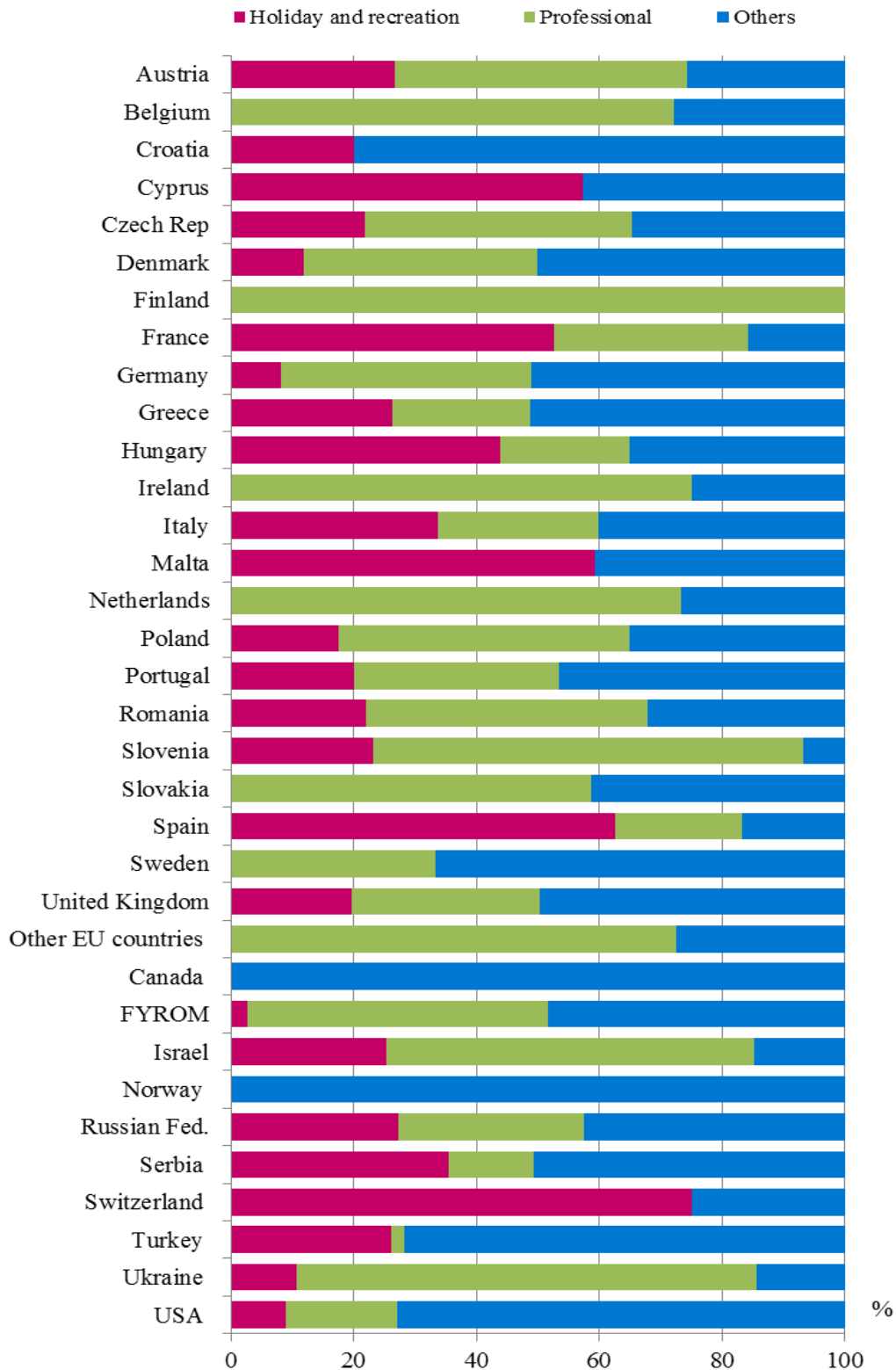


The trips with other purposes (as guest, education and visit the cultural and sport events) composed the greatest share of the total number of trips of Bulgarian residents abroad - 51.1%, followed by the trips with holiday and recreation purposes - 25.1% and with professional purpose - 23.8%. In comparison with November 2012 an increase in the trips with holiday and recreation purposes was observed - by 29.9%, while a decrease in these with the other purposes and with professional purpose by 11.6% and 8.0% respectively was registered.

In November 2013, the trips with other purposes formed 71.7% of all trips to Turkey, 51.2% - to Greece and 51.1% - to Germany. The predominant share of the trips to FYROM and Austria were with professional purpose - 49.0% and 47.6% respectively. The trips with holiday and recreation purpose to Spain were 62.5% and to France - 52.6% of all trips of Bulgarian residents to these countries (Figure 2).



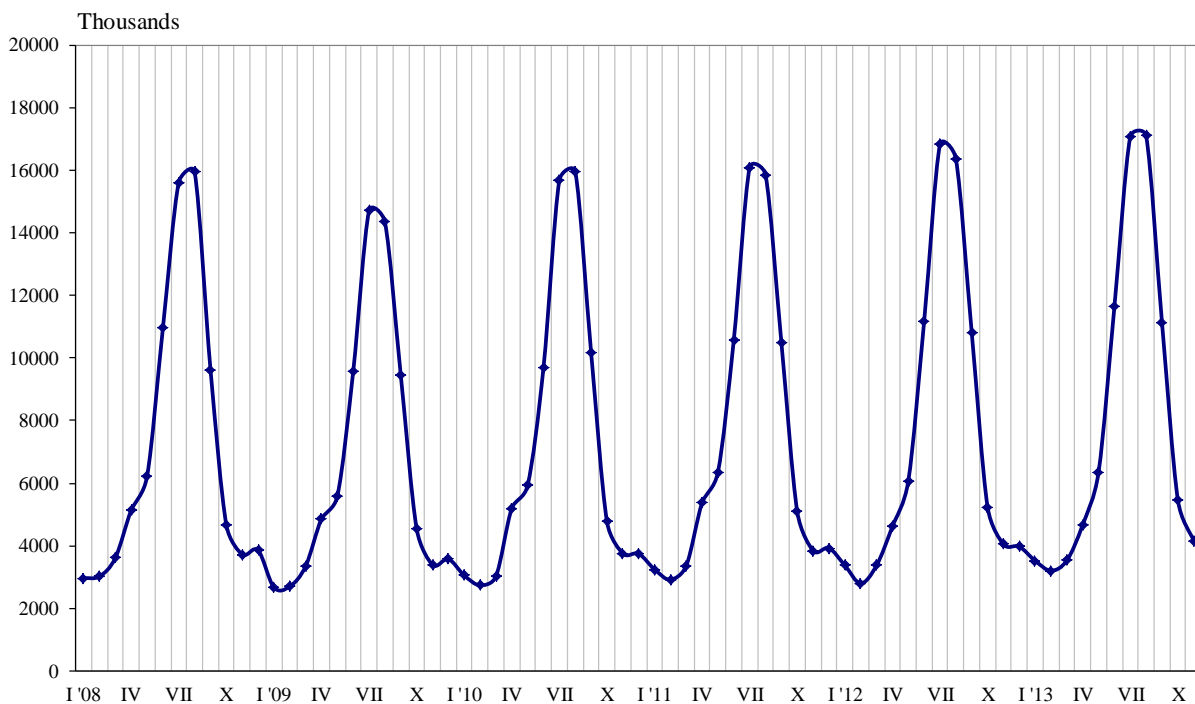
**Figure 2. Structure of the trips of Bulgarian residents abroad by purpose of visit and country of destination in November 2013**





In November 2013, **the number of arrivals of visitors from abroad to Bulgaria** was 416.2 thousand which was by 2.9% above the level of November 2012 (Figure 3). An increase was registered in the visits by all observed purposes: for holiday and recreation purpose - by 6.7%, professional - by 2.9%, and with other purposes - by 0.1%.

**Figure 3. Arrivals of visitors from abroad to Bulgaria by months**



The visits of the citizens of European Union composed the greatest relative share of the total number of the foreigners visited Bulgaria - 54.2%, (Annex, Table 2) as in comparison with the same month of the previous year they increased by 2.8%. An increase was registered in the visits of the citizens of Italy - by 4.4%, Austria - by 3.2%, Poland - by 2.6%, Greece - by 2.5%, Germany - by 2.2%, and etc.

The visits of foreigners in the group “Other European countries”<sup>1</sup> increased by 2.9% as the highest growth was observed in the visits of citizens of Turkey and Ukraine - by 8.3 and 8.1% respectively.

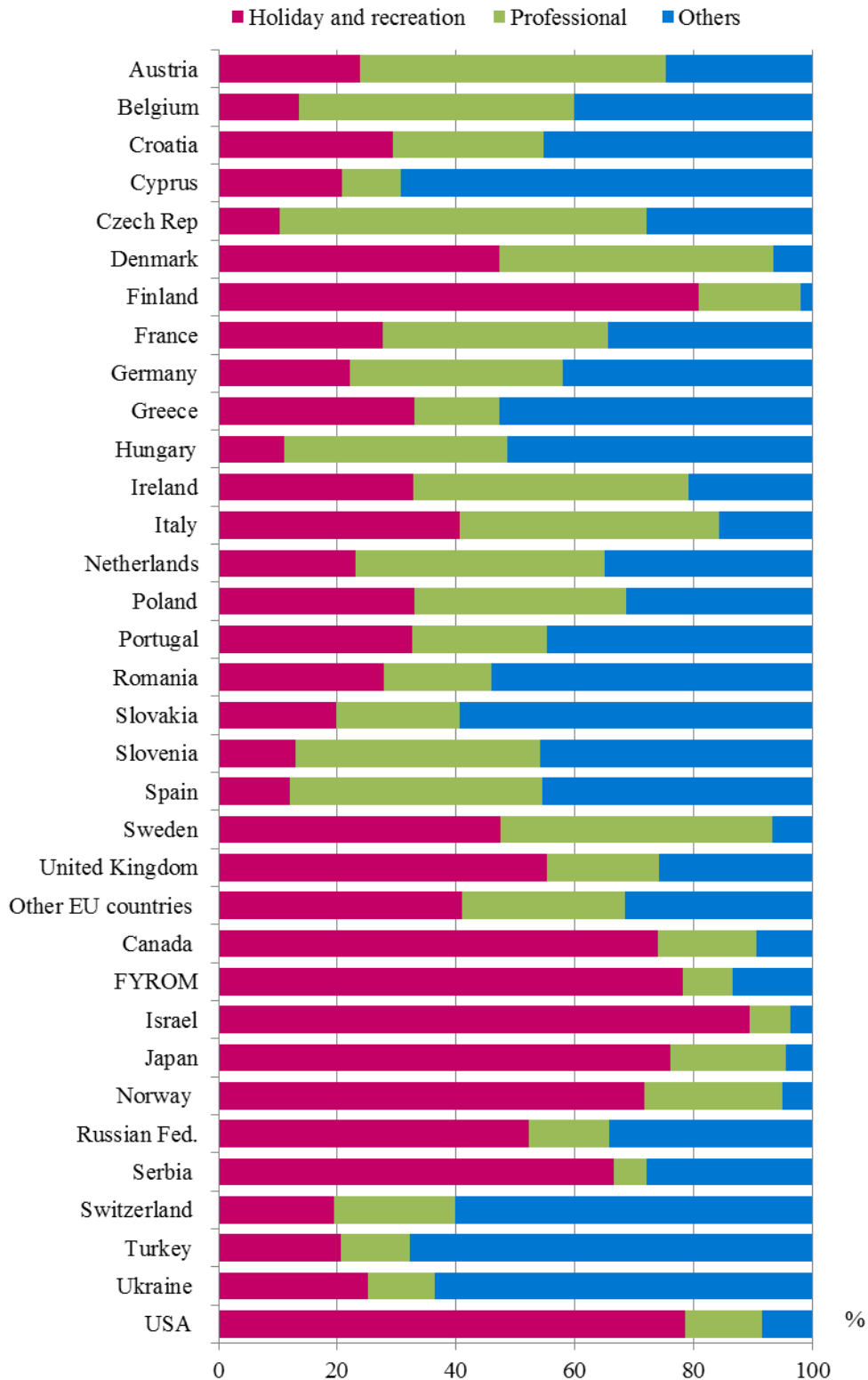
In November 2013, predominated share of the visits with other purposes (including as guest and passing transit) - 46.9% followed by these with holiday and recreation purpose - 35.9% and with professional purpose - 17.2%.

The visits with holiday and recreation purposes formed 78.1% of the arrivals from FYROM, 66.6% - from Serbia, 55.4% - from the United Kingdom and 52.3% - from Russian Federation. The visits with professional purpose were 61.7% of all arrivals from Czech Republic and 51.5% - from Austria, while with other purpose were 67.7% of the arrivals from Turkey and 63.5% from Ukraine (Figure 4).

<sup>1</sup> Group of “Other European countries” includes countries in Europe outside EU.



**Figure 4. Structure of the arrivals of visitors to Bulgaria from abroad by purpose of visit and country of origin in November 2013**





## Methodological notes

The definitions recommended by the World Tourist Organization and Methodological manual for tourism by Eurostat are applied by the National Statistical Institute.

In accordance with these definitions **an international tourist** is any person who travels to a country other than his/her permanent residence for at least 24 hours but no more than one year and whose main purpose is not doing any activity for payment.

**The purposes of visiting** a country are the following:

- Excursion, holiday or entertainment (visits to cultural or historical sightseeing, sports events and other);
- Visiting friends and relatives;
- Professional purposes (business trips, participation in conferences, congresses, concluding deals, etc.);
- Other (education, cure, etc.) purposes.

Statistical data on the trips of Bulgarian citizens travelling abroad and visits by foreigners in Bulgaria are obtained on the basis of monthly information received from the Ministry of Interior and sample survey of the National Statistical Institute among Bulgarian and foreign citizens passing the border check points.

Data on the number of the trips of the citizens of the European Union are estimated on the basis of the information obtained from the Ministry of Interior and the airport authorities. Data on the number of citizens from “third countries” are obtained directly from the Ministry of Interior.

Data on the purposes of the trips are developed on the basis of the NSI’s regular monthly sample survey of passing Bulgarian and foreign citizens at the border check points.



Annex

Table 1

**Trips of Bulgarian residents abroad by purposes of visit  
and country of destination in November 2013**

Country of destination	Total	Purpose of visit		
		Holiday and recreation	Professional	Others
<b>Total</b>	<b>245021</b>	<b>61537</b>	<b>58415</b>	<b>125069</b>
<b>EU</b>	<b>133060</b>	<b>34384</b>	<b>43226</b>	<b>55450</b>
Austria	5831	1555	2777	1499
Belgium	2259	-	1630	629
Croatia	690	138	-	552
Cyprus	218	125	-	93
Czech Rep.	3238	704	1409	1125
Denmark	672	80	256	336
Finland	41	-	41	-
France	5225	2750	1650	825
Germany	10816	882	4410	5524
Greece	56541	14840	12757	28944
Hungary	1316	577	277	462
Ireland	322	-	242	80
Italy	5410	1829	1407	2174
Malta	113	67	-	46
Netherlands	501	-	367	134
Poland	1883	330	892	661
Portugal	510	102	170	238
Romania	23941	5271	10983	7687
Slovakia	274	-	161	113
Slovenia	319	74	223	22
Spain	6403	4002	1334	1067
Sweden	631	-	210	421
United Kingdom	5399	1058	1662	2679
Other EU countries	507	-	368	139
<b>Other European countries</b>	<b>107228</b>	<b>26433</b>	<b>12551</b>	<b>68244</b>
FYROM	12668	336	6205	6127
Norway	24	-	-	24
Russian Fed.	2838	774	860	1204
Serbia	16753	5945	2326	8482
Switzerland	244	183	-	61
Turkey	72526	18963	1530	52033
Ukraine	2175	232	1630	313
<b>Other countries</b>	<b>1373</b>	<b>189</b>	<b>429</b>	<b>755</b>
Canada	276	-	-	276
Israel	553	140	331	82
USA	544	49	98	397
<b>Rest of the world</b>	<b>3360</b>	<b>531</b>	<b>2209</b>	<b>620</b>



Table 2

**Arrivals of visitors from abroad to Bulgaria  
by purpose of visit and country of origin in November 2013**

Country of origin	Total	Purpose of visit		
		Holiday and recreation	Professional	Others
<b>Total</b>	<b>416150</b>	<b>149553</b>	<b>71465</b>	<b>195132</b>
<b>EU</b>	<b>225707</b>	<b>66242</b>	<b>50916</b>	<b>108549</b>
Austria	6137	1464	3159	1514
Belgium	1896	258	879	759
Croatia	1656	487	421	748
Cyprus	1139	237	112	790
Czech Rep.	3065	317	1892	856
Denmark	895	424	412	59
Finland	435	352	75	8
France	4544	1261	1722	1561
Germany	14070	3110	5054	5906
Greece	67767	22359	9712	35696
Hungary	3293	367	1237	1689
Ireland	226	74	105	47
Italy	5237	2126	2293	818
Malta	-	-	-	-
Netherlands	2506	579	1052	875
Poland	5060	1668	1806	1586
Portugal	255	83	58	114
Romania	92983	25920	16905	50158
Slovakia	2515	498	525	1492
Slovenia	968	126	398	444
Spain	3425	412	1455	1558
Sweden	644	306	295	43
United Kingdom	6603	3655	1242	1706
Other EU countries	388	159	107	122
<b>Other European countries</b>	<b>155497</b>	<b>68601</b>	<b>15639</b>	<b>71257</b>
FYROM	31689	24762	2697	4230
Norway	595	427	138	30
Russian Fed.	10844	5672	1467	3705
Serbia	30645	20416	1665	8564
Switzerland	2185	424	449	1312
Turkey	68594	14145	7985	46464
Ukraine	10945	2755	1238	6952
<b>Other countries</b>	<b>9051</b>	<b>7400</b>	<b>1052</b>	<b>599</b>
Canada	794	588	132	74
Israel	3066	2746	207	113
Japan	647	492	126	29
USA	4544	3574	587	383
<b>Rest of the world</b>	<b>25895</b>	<b>7310</b>	<b>3858</b>	<b>14727</b>