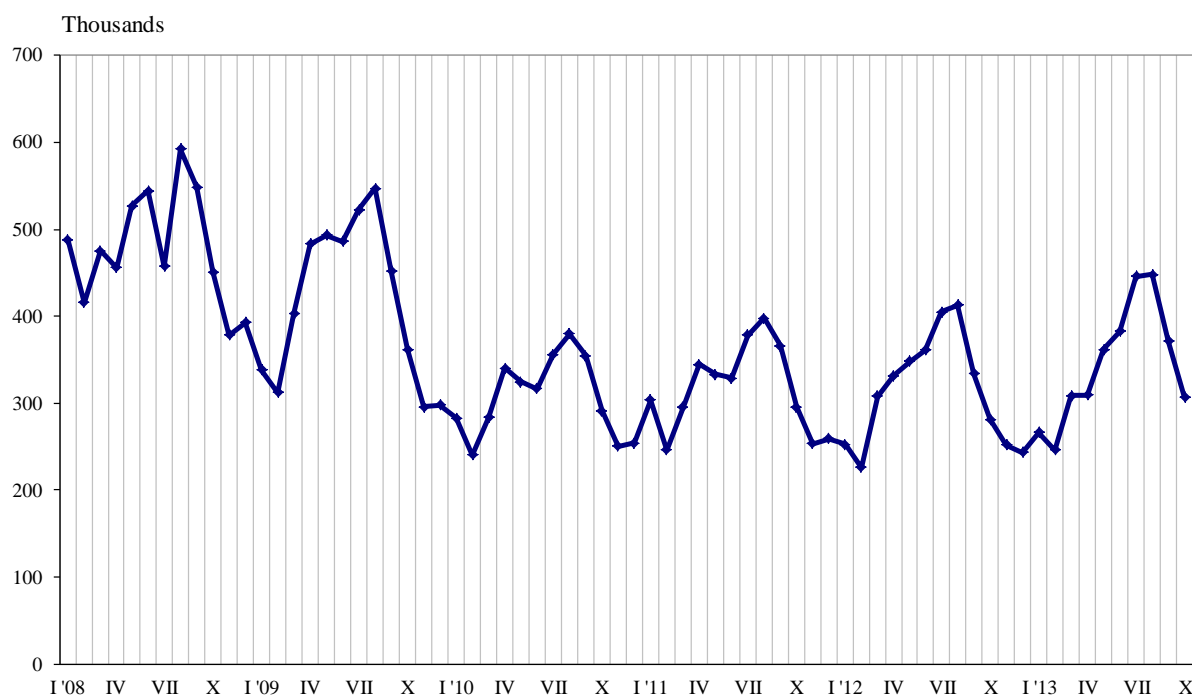




TRIPS OF BULGARIAN RESIDENTS ABROAD AND ARRIVALS OF VISITORS FROM ABROAD TO BULGARIA IN OCTOBER 2013

In October 2013, **the number of the trips of Bulgarian residents abroad** was 306.5 thousand or by 8.9% above the registered in October 2012 (Figure 1). In comparison with the same month of the previous year an increase was observed in the total number of the trips of Bulgarian to: Czech Republic - by 77.5%, Austria - by 65.5%, Italy - by 54.0%, Serbia - by 43.1%, FYROM - by 15.1%, Germany - by 11.5%, and etc. At the same time a decrease was observed in the total number of the trips of Bulgarian to: Turkey - by 12.1% and Greece - by 4.0%, and etc. (Annex, Table 1).

Figure 1. Trips of Bulgarian residents abroad by months

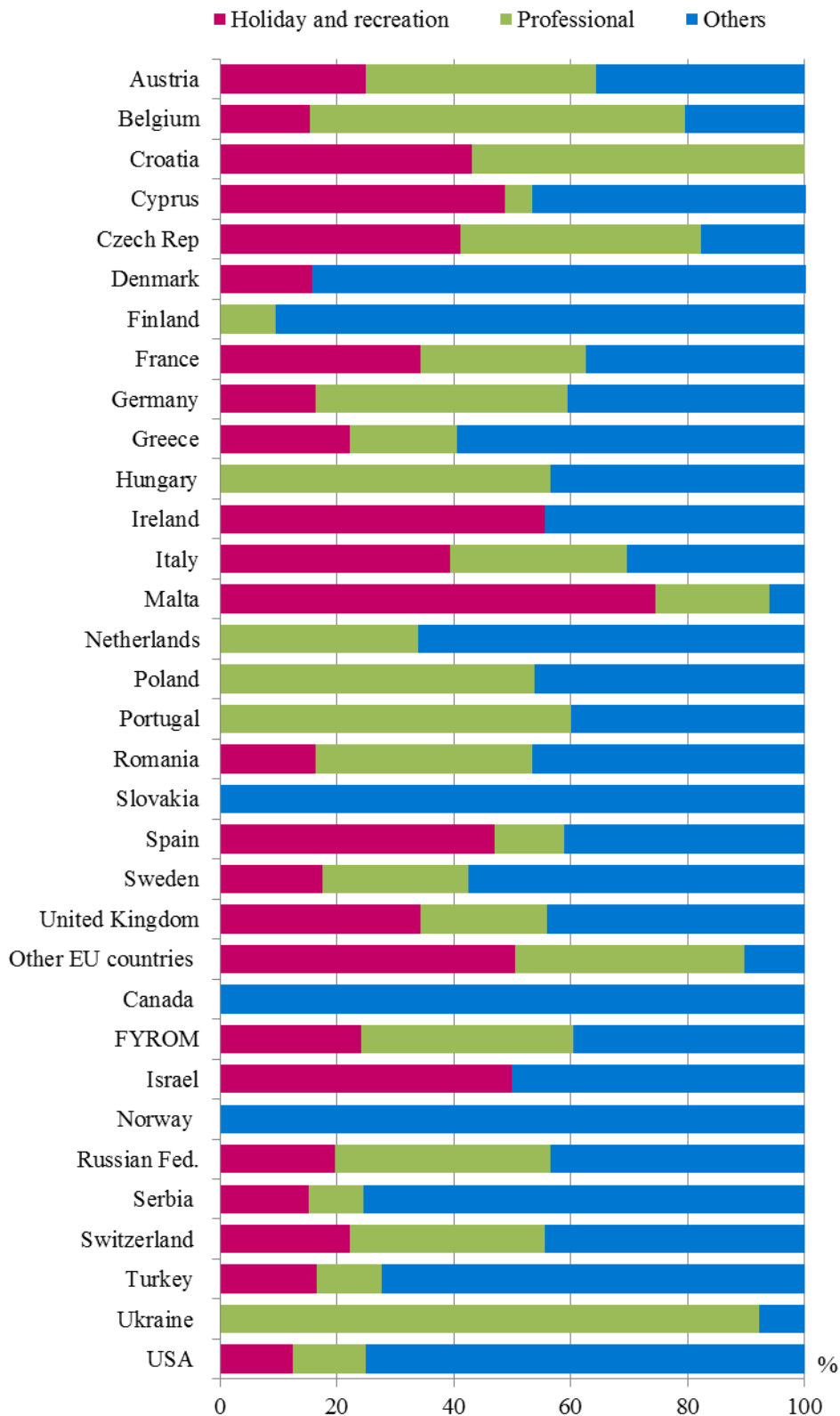


The trips with other purposes (as guest, education and visit the cultural and sport events) composed the greatest share of the total number of trips of Bulgarian residents abroad - 55.8%, followed by the trips with professional purpose - 23.8% and with holiday and recreation purposes - 20.4%. In comparison with October 2012 an increase in the trips with the other purposes and with professional purpose was observed - by 28.7 and 10.2% respectively, while a decrease with holiday and recreation purposes by 24.1% was registered.

In October 2013 the trips with other purposes formed 75.4% of all trips to the Serbia, 72.4% - to Turkey and 59.4% - to Greece. The predominated share of the trips to Belgium and Germany were with professional purpose - 64.1 and 43.0% respectively. The trips with holiday and recreation purpose to Spain were 47.1% and to Italy - 39.4% of all trips of Bulgarian residents to these countries (Figure 2).



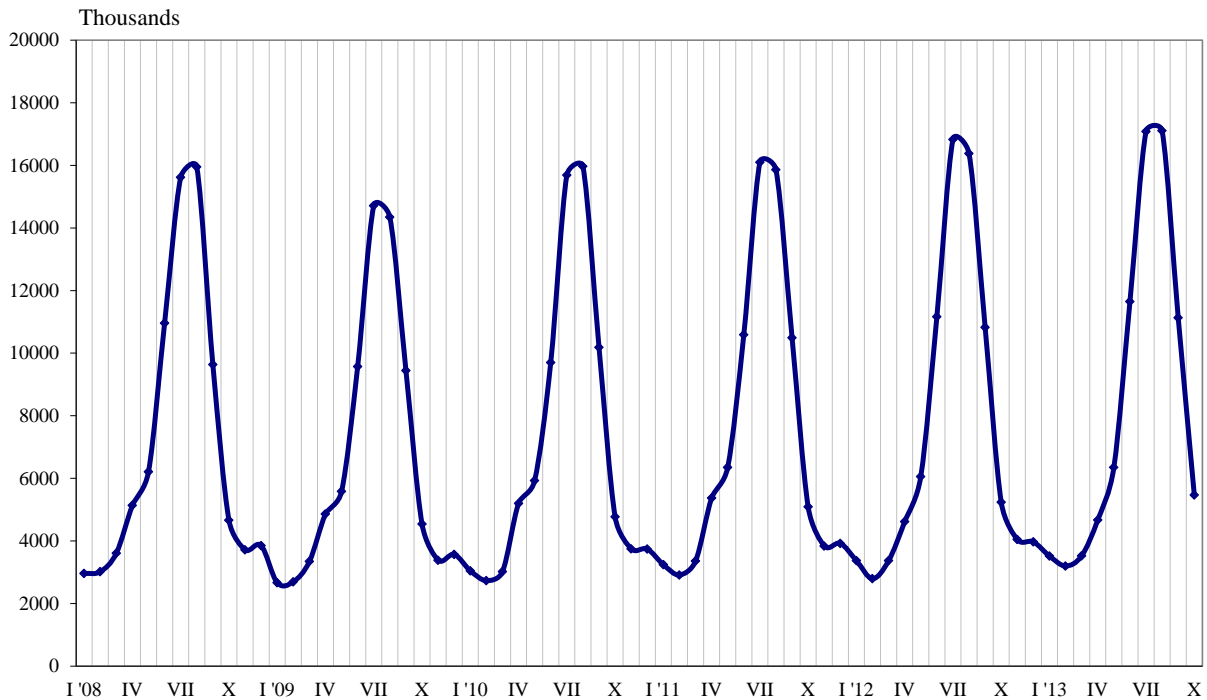
Figure 2. Structure of the trips of Bulgarian residents abroad by purpose of visit and country of destination in October 2013





In October 2013, **the number of arrivals of visitors from abroad to Bulgaria** was 546.7 thousand which was by 4.3% above the level of October 2012 (Figure 3). An increase was registered in the visits with holiday and recreation purpose - by 10.3% and with other purposes - by 2.7%, while these with the professional purpose decreased by 4.9%.

Figure 3. Arrivals of visitors from abroad to Bulgaria by months



The visits of the citizens of European Union composed the greatest relative share of the total number of the foreigners visited Bulgaria - 55.2%, (Annex, Table 2) as in comparison with the same month of the previous year they increased by 1.8%. An increase was registered in the visits of the citizens of the France - by 2.5%, Czech Republic - by 1.9%, Austria - by 1.9%, Belgium - by 1.8%, the United Kingdom - by 1.6%, Germany - by 1.4%, and etc. At the same time a drop in the visits of citizens of Hungary - by 4.5%, Italy - by 2.2% and etc. was reported.

The visits of foreigners in the group “Other European countries”¹ increased by 6.8% as the highest growth was observed in the visits of citizens of Ukraine and Turkey - by 11.7 and 9.1% respectively.

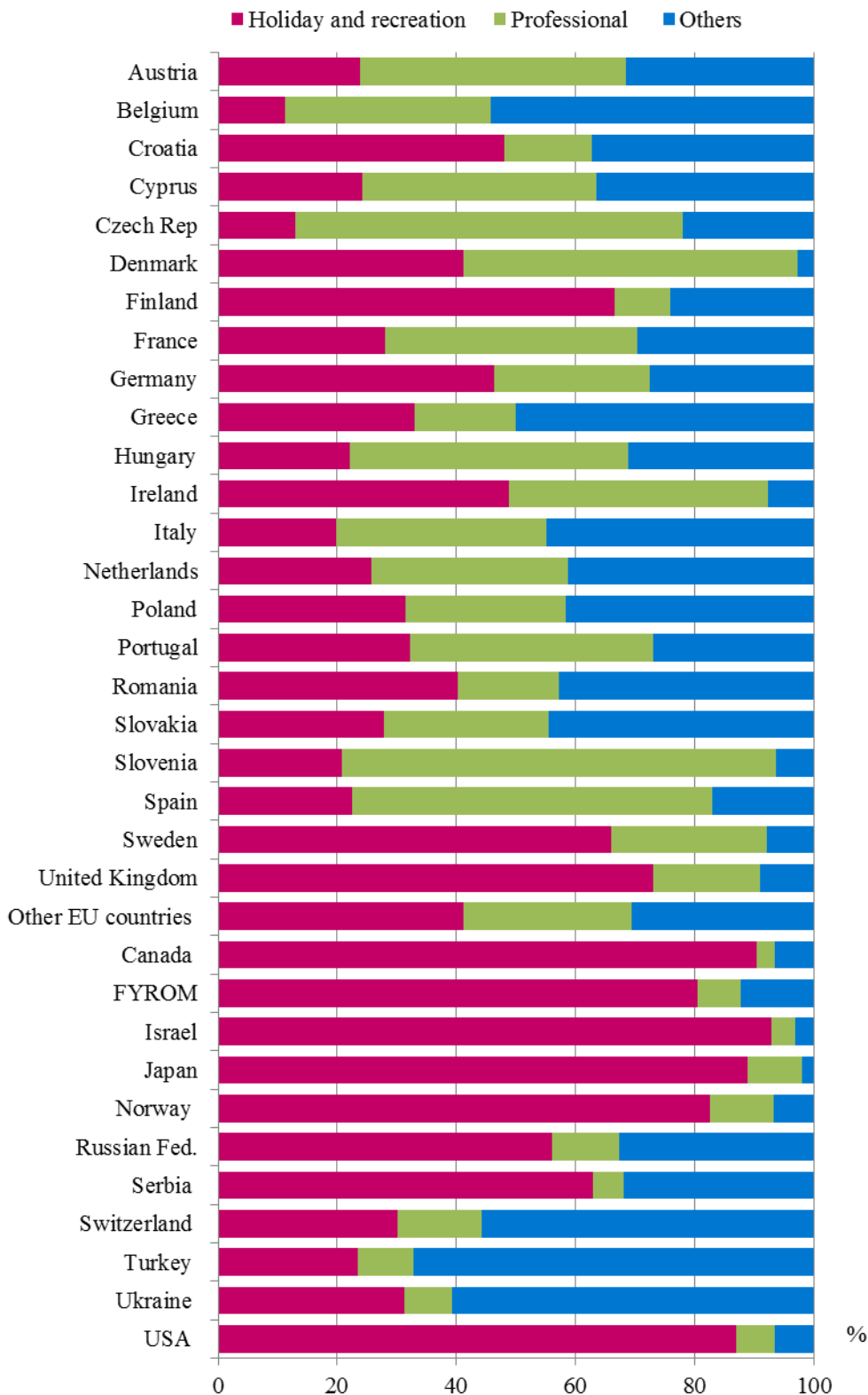
In October 2013, predominated share of the visits with other purposes (including as guest and passing transit) - 41.8% followed by these with holiday and recreation purpose - 41.5% and with professional purpose - 16.7%.

The visits with holiday and recreation purpose formed 80.5% of the arrivals from FYROM, 73.1% - from the United Kingdom and 56.1% - from Russian Federation. The visits with professional purpose were 64.9% of all arrivals from Czech Republic and 60.4% - from Spain, while with other purpose were 67.3% of the arrivals from Turkey and 60.7% from Ukraine (Figure 4).

¹ Group of “Other European countries” includes countries in Europe outside EU.



Figure 4. Structure of the arrivals of visitors to Bulgaria from abroad by purpose of visit and country of origin in October 2013





Methodological notes

The definitions recommended by the World Tourist Organization and Methodological manual for tourism by Eurostat are applied by National Statistical Institute.

In accordance with these definitions **an international tourist** is any person who travels to a country other than his/her permanent residence at least 24 hours but no more than one year and whose main purpose is not doing any activity for payment.

The purposes of visiting a country are the following:

- Excursion, holiday or entertainment (visits to cultural or historical sightseeing, sports events and other);
- Visiting friends and relatives;
- Professional purposes (business trips, participation in conferences, congresses, concluding deals, etc.);
- Other (education, cure, etc.) purposes.

Statistical data on the trips of Bulgarian citizens travelling abroad and visits by foreigners in Bulgaria are obtained on the basis of monthly information received from the Ministry of Interior and sample survey of the National Statistical Institute among Bulgarian and foreign citizens passing the border check points.

Data on the number of the trips of the citizens of the European Union are estimated on the basis of the information obtained from the Ministry of Interior and the airport authorities. Data on the number of citizens of “third countries” are obtained directly from the Ministry of Interior.

Data on the purposes of the trips are developed on the basis of the NSI’s regular monthly sample survey of passing Bulgarian and foreign citizens on the border check points.



Annex

Table 1

**Trips of Bulgarian residents abroad by purposes of visit
and country of destination in October 2013**

Country of destination	Total	Purpose of visit		
		Holiday and recreation	Professional	Others
Total	306478	62585	73029	170864
EU	170236	39033	46787	84416
Austria	9016	2245	3554	3217
Belgium	3148	484	2018	646
Croatia	350	151	199	-
Cyprus	1112	530	53	529
Czech Rep.	5019	2067	2067	885
Denmark	1386	206	-	1180
Finland	484	-	46	438
France	4908	1688	1381	1839
Germany	10040	1646	4321	4073
Greece	77359	17119	14266	45974
Hungary	2350	-	1329	1021
Ireland	272	151	-	121
Italy	8091	3187	2452	2452
Malta	133	99	26	8
Netherlands	4620	-	1569	3051
Poland	2817	-	1515	1302
Portugal	150	-	90	60
Romania	25217	4130	9348	11739
Slovakia	151	-	-	151
Slovenia	-	-	-	-
Spain	5385	2535	633	2217
Sweden	771	135	193	443
United Kingdom	6800	2328	1470	3002
Other EU countries	657	332	257	68
Other European countries	128743	22352	23275	83116
FYROM	21107	5095	7642	8370
Norway	940	-	-	940
Russian Fed.	4882	965	1795	2122
Serbia	26458	4001	2500	19957
Switzerland	4092	909	1364	1819
Turkey	68674	11382	7588	49704
Ukraine	2590	-	2386	204
Other countries	3346	640	287	2419
Canada	340	-	-	340
Israel	706	353	-	353
USA	2300	287	287	1726
Rest of the world	4153	560	2680	913



Table 2

**Arrivals of visitors from abroad to Bulgaria
by purpose of visit and country of origin in October 2013**

Country of origin	Total	Purpose of visit		
		Holiday and recreation	Professional	Others
Total	546658	227152	91224	228282
EU	301471	111160	70857	119454
Austria	9828	2352	4377	3099
Belgium	4319	487	1487	2345
Croatia	3222	1547	476	1199
Cyprus	832	201	327	304
Czech Rep.	5976	780	3878	1318
Denmark	1513	624	847	42
Finland	1041	694	97	250
France	7847	2208	3314	2325
Germany	29900	13882	7803	8215
Greece	83179	27518	14057	41604
Hungary	4766	1058	2229	1479
Ireland	480	234	209	37
Italy	11215	2228	3948	5039
Malta	-	-	-	-
Netherlands	3719	955	1228	1536
Poland	11298	3561	3028	4709
Portugal	457	147	187	123
Romania	99315	39947	16982	42386
Slovakia	2973	827	826	1320
Slovenia	1076	223	784	69
Spain	3046	687	1840	519
Sweden	1101	727	287	87
United Kingdom	13663	9982	2448	1233
Other EU countries	705	291	198	216
Other European countries	194055	89270	16002	88783
FYROM	41674	33561	3027	5086
Norway	1180	975	127	78
Russian Fed.	13918	7813	1549	4556
Serbia	33730	21238	1712	10780
Switzerland	3802	1149	534	2119
Turkey	85666	20128	7927	57611
Ukraine	14085	4406	1126	8553
Other countries	16515	14773	905	837
Canada	2108	1906	66	136
Israel	5318	4941	212	165
Japan	1172	1041	108	23
USA	7917	6885	519	513
Rest of the world	34617	11949	3460	19208