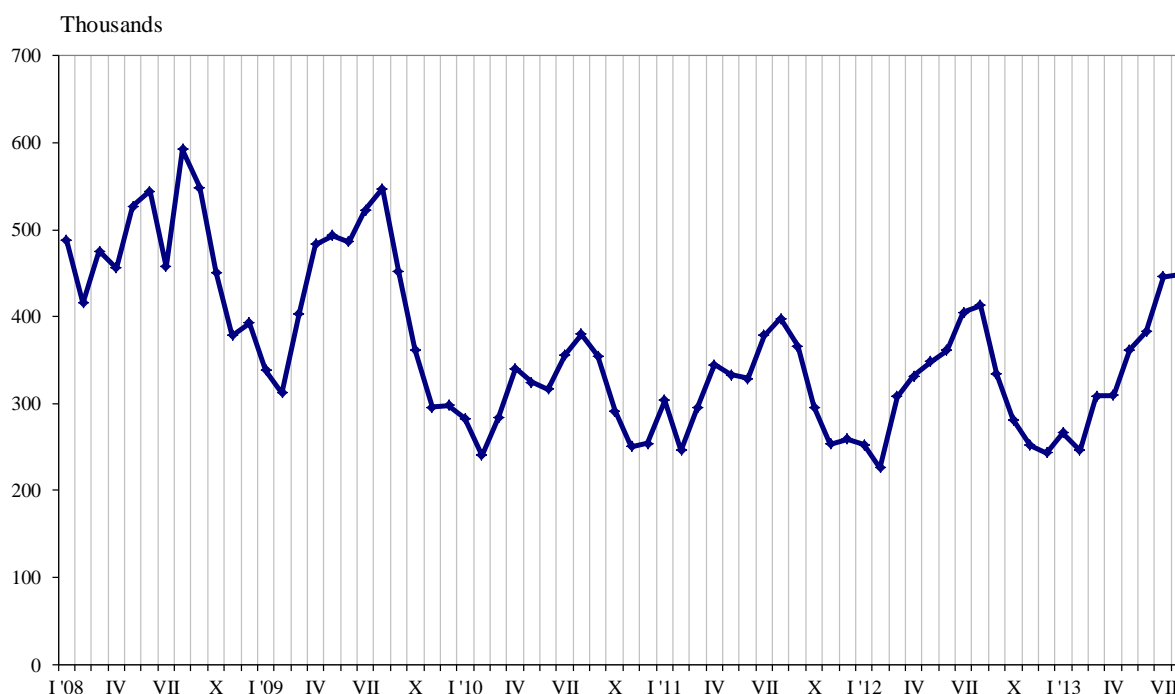




## TRIPS OF BULGARIAN RESIDENTS ABROAD AND ARRIVALS OF VISITORS FROM ABROAD TO BULGARIA IN AUGUST 2013

In August 2013, **the number of the trips of Bulgarian residents abroad** was 447.8 thousand or by 8.5% above the registered in August 2012 (Figure 1). In comparison with the same month of the previous year an increase was reported in the total number of the trips of Bulgarian residents to: Greece - by 48.3%, France - by 43.5%, Serbia - by 43.3%, Austria - by 14.3%, and etc. At the same time a decrease was observed in the total number of trips to: Turkey - by 25.2%, Spain - by 22.1%, and etc. (Annex, Table 1).

**Figure 1. Trips of Bulgarian residents abroad by months**

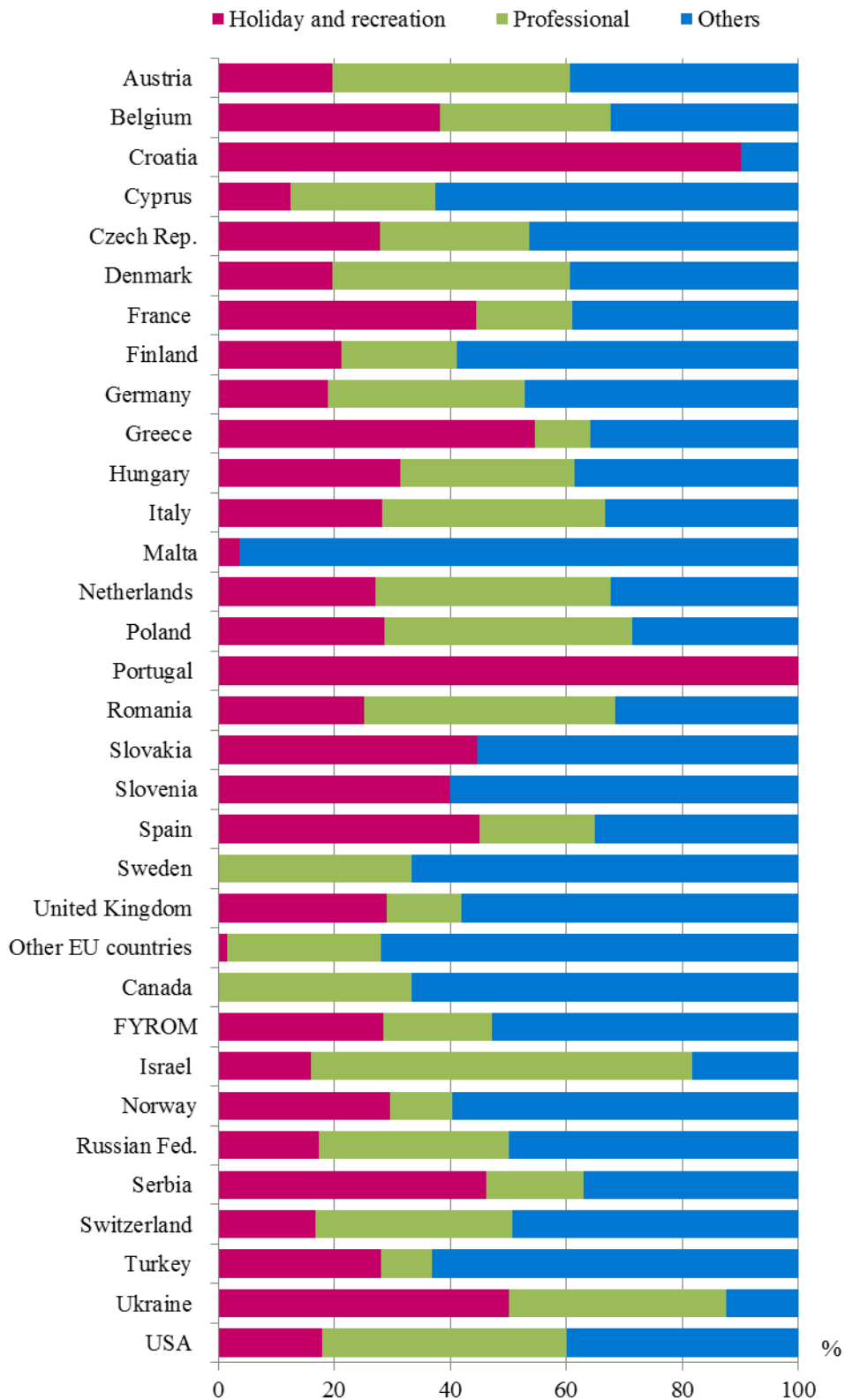


The trips with other purposes (as guest, education and visit the cultural and sport events) composed the greatest share of the total number of trips of Bulgarian residents abroad - 44.3%, followed by the trips with holiday and recreation purposes - 36.0% and with professional purpose - 19.7%. In comparison with August 2012 an increase in the trips with all observed purposes was registered, as the trips with professional purpose increased by 21.2% and those with other purposes and for holiday and recreation - by 10.2 and 0.7% respectively.

In August 2013 the trips with other purposes formed 63.1% from all trips to Turkey, 58.1% to the United Kingdom, 52.8% - to FYROM and 50.0% - to Russian Federation. The predominated share of the trips to Romania and Austria were with professional purpose - 43.2% and 41.0% respectively. The trips with holiday and recreation purpose to Greece were 54.6%, to Serbia - 46.3%, and to Spain - 45.0% from all trips of Bulgarian residents to these countries (Figure 2).



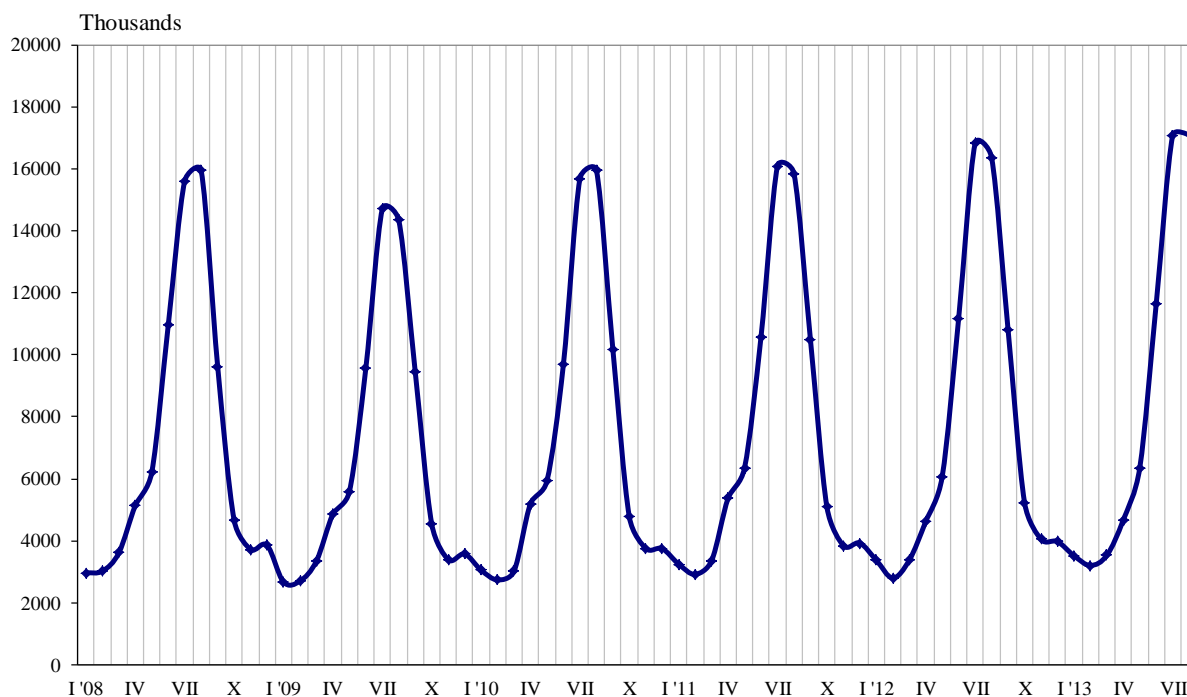
**Figure 2. Structure of the trips of Bulgarian residents abroad by purpose of visit and country of destination in August 2013**





In August 2013, the number of arrivals of visitors from abroad to Bulgaria was 1 710.5 thousand which was by 4.4% above the level in August 2012 (Figure 3). An increase was registered in the visits by all observed purposes: professional - by 7.6%, for holiday and recreation - by 5.9%, and with other purposes - by 1.1%.

**Figure 3. Arrivals of visitors from abroad to Bulgaria by months**



The visits of the citizens of European Union composed the greatest relative share of the total number of the foreigners visited Bulgaria - 61.7%, (Annex, Table 2) as in comparison with the same month of the previous year they increased by 0.3%. An increase was registered in the visits of the citizens of Denmark - by 6.1%, Greece – by 4.3%, Finland - by 3.1%, Germany - by 2.8%, and etc. At the same time a decrease in the visits of citizens of Slovakia - by 10.0%, the Netherlands - by 8.3%, Czech Republic - by 4.7%, Hungary - by 4.5%, and etc was reported.

The visits of foreigners in the group “Other European countries”<sup>1</sup> increased by 10.6% as the highest growth was observed in the visits of citizens of Russian Federation and Ukraine - by 15.5% and 13.3% respectively.

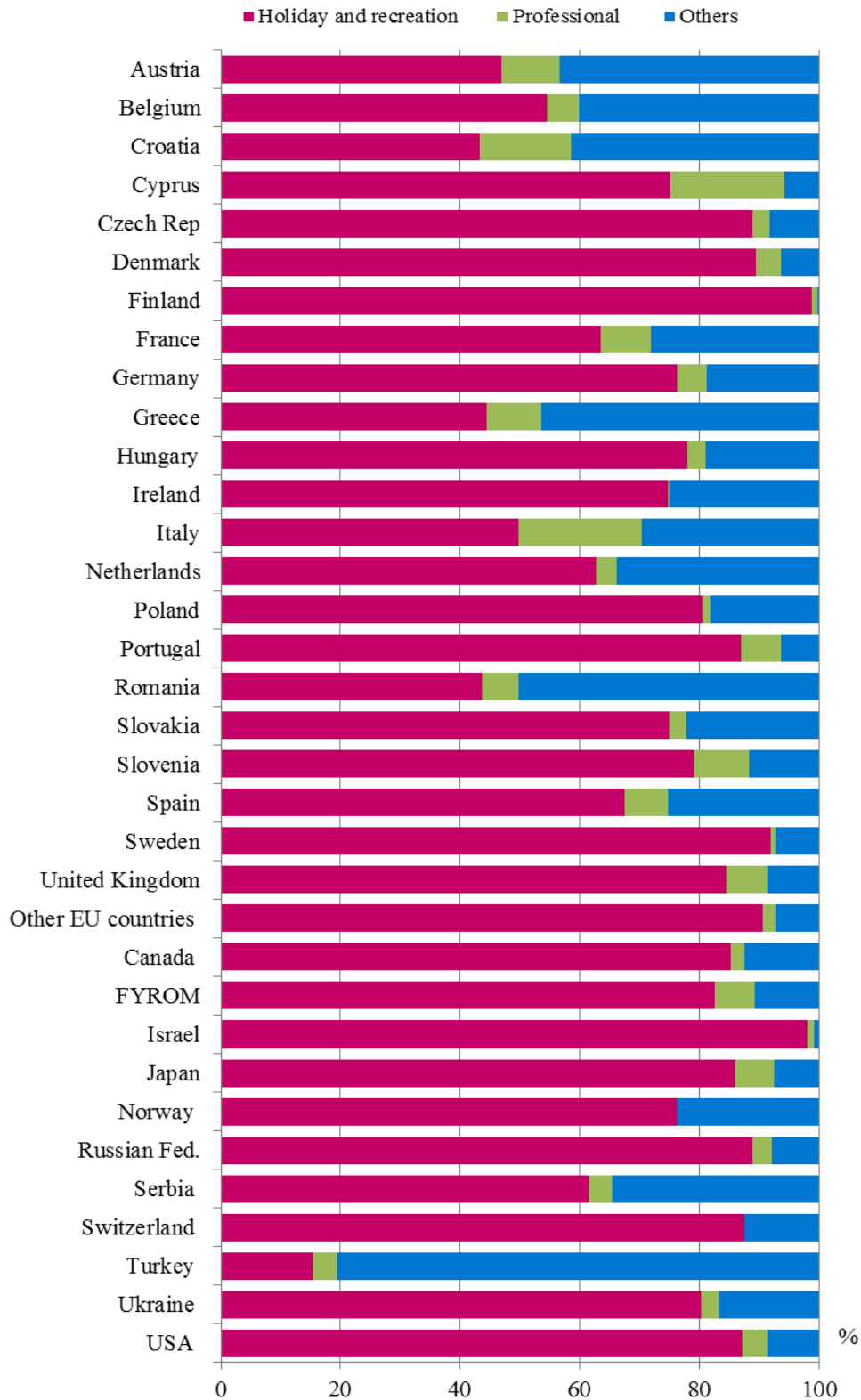
In August 2013, the predominated share of the visits with holiday and recreation purpose - 63.6% followed by these with other purposes (including as guest and passing transit) - 31.2% and with professional purpose - 5.2%.

The visits with holiday and recreation purpose formed 89.4% of the arrivals from Denmark, 88.9% - from Czech Republic, 88.8% - from Russian Federation, 84.6% - from the United Kingdom, 82.6% - from FYROM, 80.5% - from Poland, and 80.2% - from Ukraine. The visits with professional purpose were 20.5% of all arrivals from Italy, while with other purpose were 80.4% of the arrivals from Turkey (Figure 4).

<sup>1</sup> Group of “Other European countries” includes countries in Europe outside EU.



**Figure 4. Structure of the arrivals of visitors to Bulgaria from abroad by purpose of visit and country of origin in August 2013**





## Methodological notes

The definitions recommended by the World Tourist Organization and Methodological manual for tourism by Eurostat are applied by National Statistical Institute.

In accordance with these definitions **an international tourist** is any person who travels to a country other than his/her permanent residence at least 24 hours but no more than one year and whose main purpose is not doing any activity for payment.

**The purposes of visiting** a country are the following:

- Excursion, holiday or entertainment (visits to cultural or historical sightseeing, sports events and other);
- Visiting friends and relatives;
- Professional purposes (business trips, participation in conferences, congresses, concluding deals, etc.);
- Other (education, cure, etc.) purposes.

Statistical data on the trips of Bulgarian citizens travelling abroad and visits by foreigners in Bulgaria are obtained on the basis of monthly information received from the Ministry of Interior and sample survey of the National Statistical Institute among Bulgarian and foreign citizens passing the border check points.

Data on the number of the trips of the citizens of the European Union are estimated on the basis of the information obtained from the Ministry of Interior and the airport authorities. Data on the number of citizens of “third countries” are obtained directly from the Ministry of Interior.

Data on the purposes of the trips are developed on the basis of the NSI’s regular monthly sample survey of passing Bulgarian and foreign citizens on the border check points.



Annex

Table 1

**Trips of Bulgarian residents abroad by purposes of visit  
and country of destination in August 2013**

Country of destination	Total	Purpose of visit		
		Holiday and recreation	Professional	Others
<b>Total</b>	<b>447834</b>	<b>161194</b>	<b>88090</b>	<b>198550</b>
<b>EU</b>	<b>265692</b>	<b>103845</b>	<b>57904</b>	<b>103943</b>
Austria	12354	2430	5063	4861
Belgium	4212	1611	1239	1362
Croatia	1560	1404	-	156
Cyprus	363	45	91	227
Czech Rep.	5536	1540	1430	2566
Denmark	2268	882	546	840
Finland	2004	424	402	1178
France	12060	5360	2010	4690
Germany	24514	4625	8326	11563
Greece	107340	58569	10372	38399
Hungary	2232	702	668	862
Ireland	-	-	-	-
Italy	17950	5086	6881	5983
Malta	4986	184	-	4802
Netherlands	3583	968	1453	1162
Poland	2864	818	1228	818
Portugal	820	820	-	-
Romania	31280	7890	13526	9864
Slovakia	1907	850	-	1057
Slovenia	952	381	-	571
Spain	12540	5643	2508	4389
Sweden	493	-	164	329
United Kingdom	12371	3591	1596	7184
Other EU countries	1503	22	401	1080
<b>Other European countries</b>	<b>172803</b>	<b>55429</b>	<b>25052</b>	<b>92322</b>
FYROM	30328	8621	5688	16019
Norway	1295	384	138	773
Russian Fed.	9865	1701	3232	4932
Serbia	41796	19350	6966	15480
Switzerland	2380	400	804	1176
Turkey	85094	23950	7457	53687
Ukraine	2045	1023	767	255
<b>Other countries</b>	<b>4976</b>	<b>682</b>	<b>2604</b>	<b>1690</b>
Canada	913	-	304	609
Israel	2506	402	1646	458
USA	1557	280	654	623
<b>Rest of the world</b>	<b>4363</b>	<b>1238</b>	<b>2530</b>	<b>595</b>



Table 2

**Arrivals of visitors from abroad to Bulgaria  
by purpose of visit and country of origin in August 2013**

Country of origin	Total	Purpose of visit		
		Holiday and recreation	Professional	Others
<b>Total</b>	<b>1710463</b>	<b>1088820</b>	<b>88411</b>	<b>533232</b>
<b>EU</b>	<b>1055751</b>	<b>679523</b>	<b>61518</b>	<b>314710</b>
Austria	44469	20879	4289	19301
Belgium	25794	14093	1359	10342
Croatia	2358	1021	358	979
Cyprus	2645	1990	504	151
Czech Rep.	62099	55220	1801	5078
Denmark	16070	14368	690	1012
Finland	11774	11628	117	29
France	42452	26960	3602	11890
Germany	213296	162667	10567	40062
Greece	134728	60009	12205	62514
Hungary	29106	22736	877	5493
Ireland	5562	4158	10	1394
Italy	19009	9468	3899	5642
Malta	-	-	-	-
Netherlands	44495	27943	1539	15013
Poland	84883	68339	1180	15364
Portugal	1414	1230	94	90
Romania	212001	92581	12963	106457
Slovakia	23740	17790	691	5259
Slovenia	4729	3747	427	555
Spain	11075	7471	811	2793
Sweden	8539	7845	80	614
United Kingdom	48420	40946	3309	4165
Other EU countries	7093	6434	146	513
<b>Other European countries</b>	<b>513107</b>	<b>302942</b>	<b>20051</b>	<b>190114</b>
FYROM	41977	34658	2800	4519
Norway	38	29	-	9
Russian Fed.	159002	141228	5420	12354
Serbia	49253	30357	1891	17005
Switzerland	32	28	-	4
Turkey	176318	27240	7233	141845
Ukraine	86487	69402	2707	14378
<b>Other countries</b>	<b>37206</b>	<b>34878</b>	<b>820</b>	<b>1508</b>
Canada	2661	2269	63	329
Israel	22920	22497	223	200
Japan	1400	1204	91	105
USA	10225	8908	443	874
<b>Rest of the world</b>	<b>104399</b>	<b>71477</b>	<b>6022</b>	<b>26900</b>