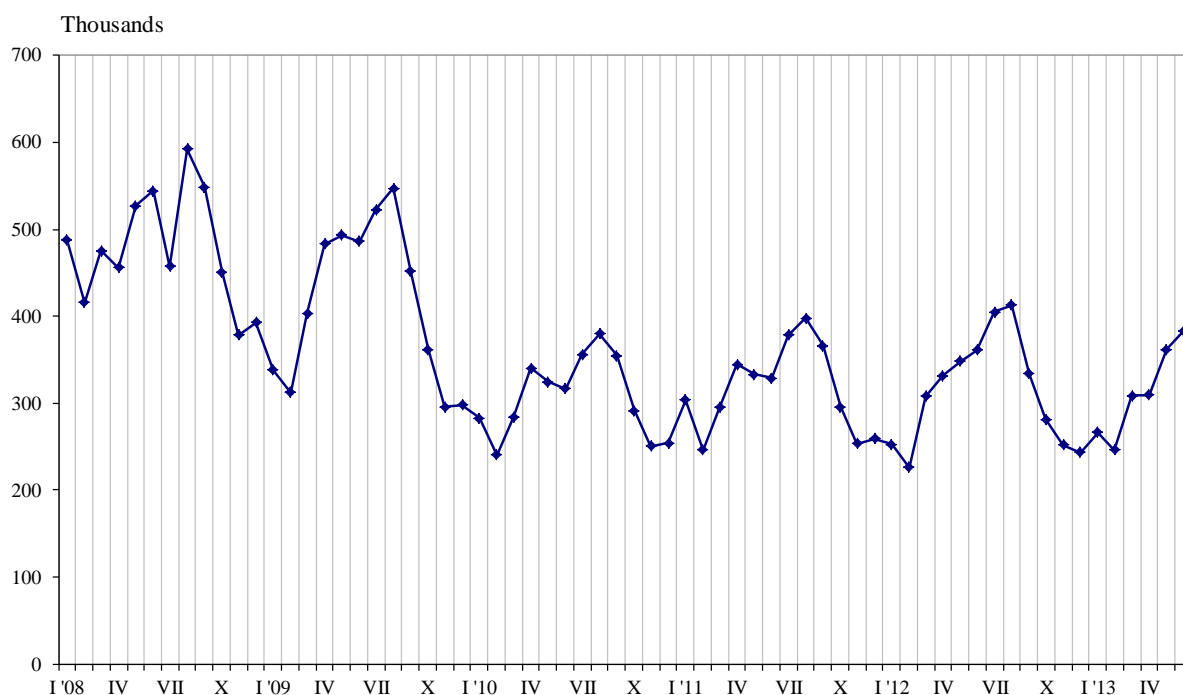




TRIPS OF BULGARIAN RESIDENTS ABROAD AND ARRIVALS OF VISITORS FROM ABROAD TO BULGARIA IN JUNE 2013

In June 2013 the number of the trips of Bulgarian residents abroad was 383.0 thousand or by 6.0% above the registered in June 2012 (Figure 1). In comparison with the same month of the previous year an increase was reported in the total number of the trips of Bulgarian residents to: Belgium - by 88.8%, Austria - 40.9%, Serbia - by 25.6%, Germany - by 20.5%, Italy - by 14.6%, and etc. At the same time a decrease was observed in the total number of the trips of Bulgarian residents to: Czech Republic - 22.2%, the Netherlands - by 19.1%, FYROM - by 12.5%, and etc. (Annex, Table 1).

Figure 1. Trips of Bulgarian residents abroad by months

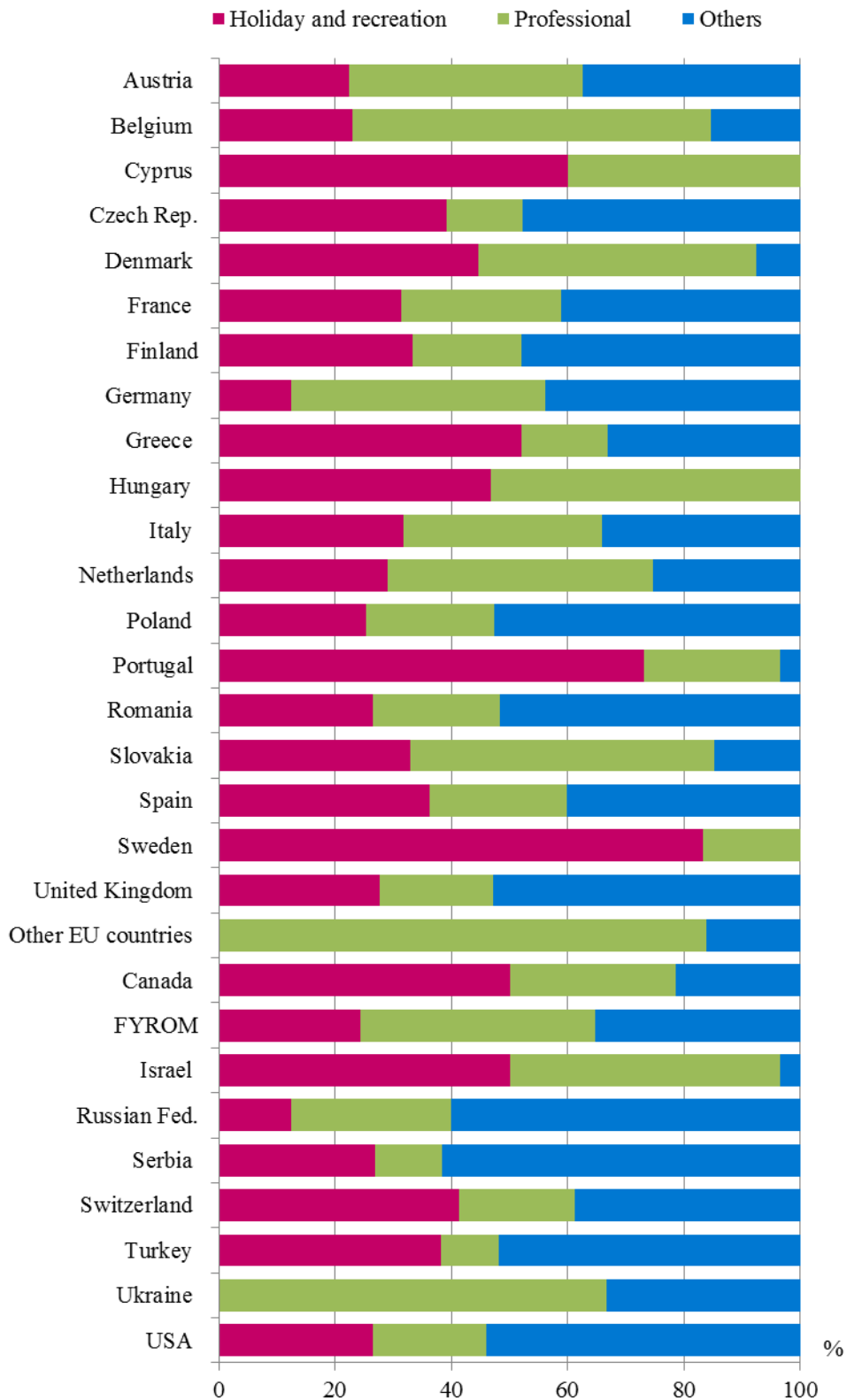


The trips with other purposes (as guest, education and visit the cultural and sport events) composed the greatest share of the total number of trips of Bulgarian residents abroad - 42.9%, followed by the trips with holiday and recreation purposes - 34.6% and with professional purpose - 22.5%. In comparison with June 2012 an increase in the trips with other purposes and with holiday and recreation purposes was observed - by 12.8% and by 5.3% respectively, while a decrease in professional trips - by 3.9 was registered.

In June 2013 the trips with other purposes formed 61.5% of all trips to Serbia, 60.0% - to Russian Federation, 52.8% - to the United Kingdom and 52.7% - to Poland. Predominated share of the trips to Belgium and Germany was with professional purpose - 61.6 and 43.8% respectively. The trips with holiday and recreation purpose to Greece were 52.1%, and to Turkey - 38.2% of all trips of Bulgarian residents to these countries (Figure 2).



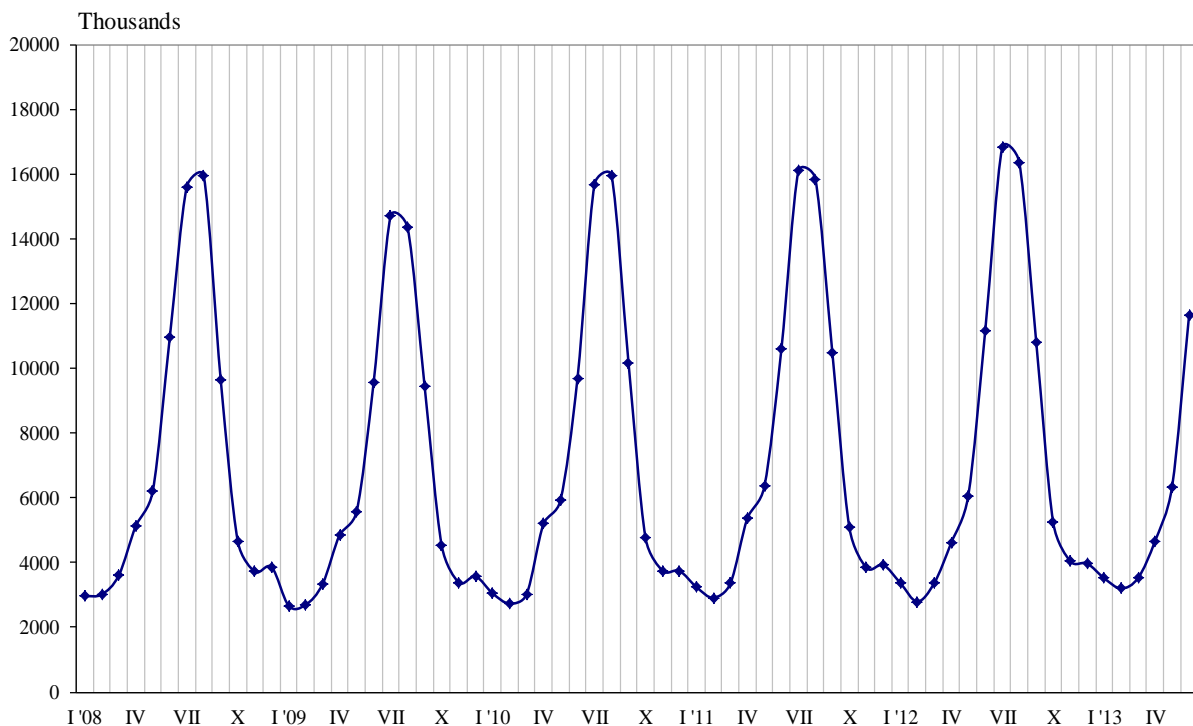
Figure 2. Structure of the trips of Bulgarian residents abroad by purpose of visit and country of destination in June 2013





In June 2013, **the number of arrivals of visitors from abroad to Bulgaria** was 1 164.7 thousand which was by 4.3% above the level of June 2012 (Figure 3). An increase was registered in the visits with holiday and recreation purposes - by 7.1% as well as in the trips with other purposes by 0.8%, while the professional visits decreased by 2.4%.

Figure 3. Arrivals of visitors from abroad to Bulgaria by months



The visits of the citizens of European Union composed the greatest relative share of the total number of the foreigners visited Bulgaria - 55.1%, (Annex, Table 2) as in comparison with the same month of the previous year they increased by 0.9%. A more increase was registered in the visits of the citizens from Czech Republic - by 29.7%, Germany - by 24.2% and Austria - by 14.4%. At the same time a drop in the visits of citizens from Poland - by 18.1%, Hungary - by 14.8%, the United Kingdom - by 9.6%, and etc. was registered.

The visits of foreigners in the group “Other European countries”¹ increased by 8.1% as the highest growth was observed in the visits of citizens from Ukraine and Russian Federation - by 16.4 and by 13.6% respectively.

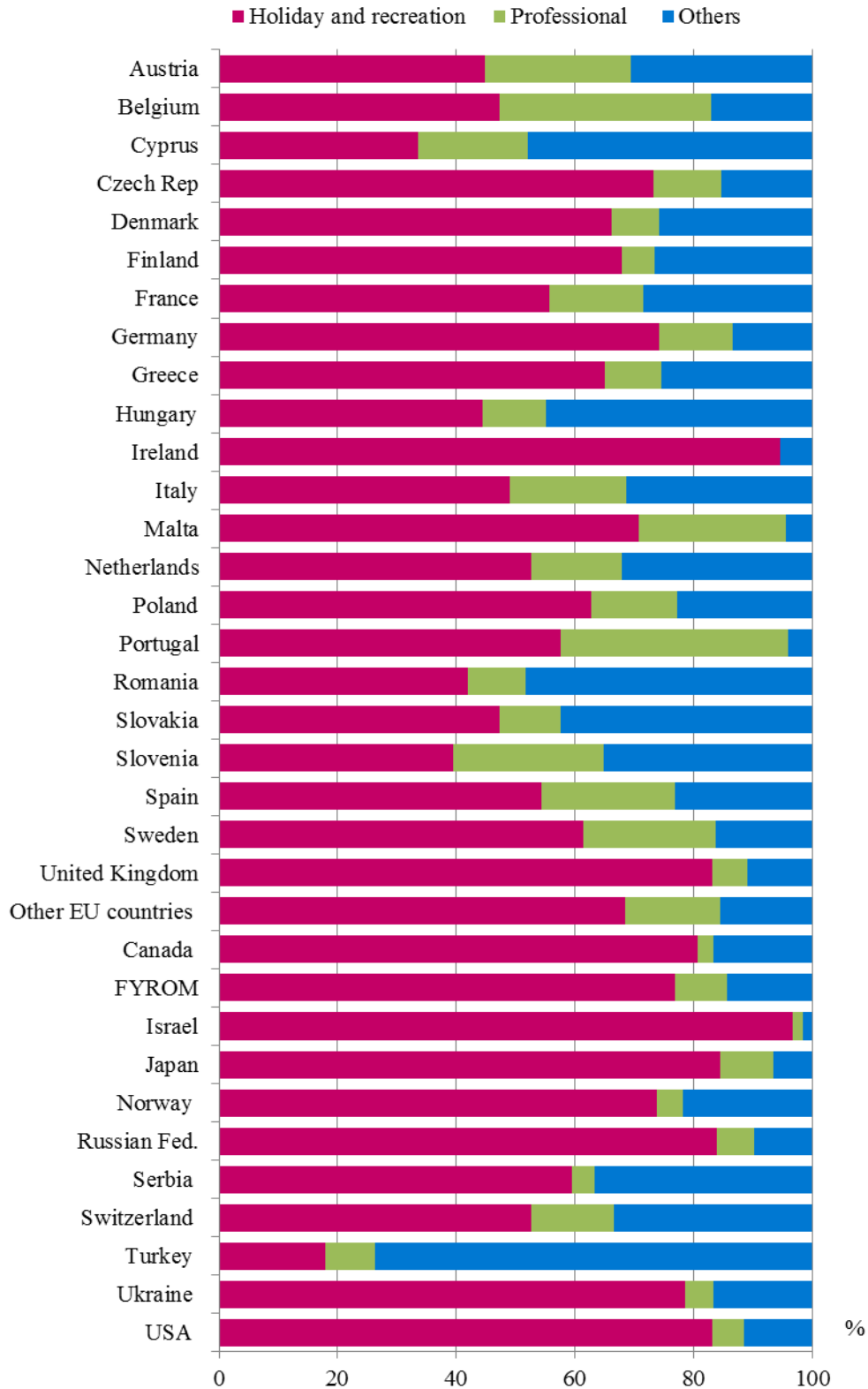
In June 2013 predominated the share of the visits with holiday and recreation purpose - 62.0% followed by these with other purposes (including as guest and passing transit) - 28.6% and with professional purpose - 9.4%.

The visits with holiday and recreation purpose formed 83.9% of the arrivals from Russian Federation, 83.1% - from the United Kingdom, 78.5% - from Ukraine, 76.9% - from FYROM, 74.2% - from Germany and 73.3% from Czech Republic. The visits with professional purpose were 35.7% of all arrivals from Belgium, while with other purpose were 73.6% of the arrivals from Turkey (Figure 4).

¹ Group of “Other European countries” includes countries in Europe outside EU.



Figure 4. Structure of the arrivals of visitors to Bulgaria from abroad by purpose of visit and country of origin in June 2013





Methodological notes

The definitions recommended by the World Tourist Organization and Methodological manual for tourism by Eurostat are applied by National Statistical Institute.

In accordance with these definitions **an international tourist** is any person who travels to a country other than his/her permanent residence at least 24 hours but no more than one year and whose main purpose is not doing any activity for payment.

The purposes of visiting a country are the following:

- Excursion, holiday or entertainment (visits to cultural or historical sightseeing, sports events and other);
- Visiting friends and relatives;
- Professional purposes (business trips, participation in conferences, congresses, concluding deals, etc.);
- Other (education, cure, etc.) purposes.

Statistical data on the trips of Bulgarian citizens travelling abroad and visits by foreigners in Bulgaria are obtained on the basis of monthly information received from the Ministry of Interior and sample survey of the National Statistical Institute among Bulgarian and foreign citizens passing the border check points.

Data on the number of the trips of the citizens of the European Union are estimated on the basis of the information obtained from the Ministry of Interior and the airport authorities. Data on the number of citizens of “third countries” are obtained directly from the Ministry of Interior.

Data on the purposes of the trips are developed on the basis of the NSI’s regular monthly sample survey of passing Bulgarian and foreign citizens on the border check points.



Annex

Table 1

Trips of Bulgarian residents abroad by purposes of visit
and country of destination in June 2013

Country of destination	Total - number	Purpose of visit - number			Change in % compared to June 2012
		Holiday and recreation	Professional	Others	
Total	382955	132554	86160	164241	6.0
EU	192577	70276	48937	73364	8.4
Austria	9689	2180	3876	3633	40.9
Belgium	4701	1085	2894	722	88.8
Cyprus	1826	1096	730	-	-
Czech Rep.	6095	2385	796	2914	-22.2
Denmark	1120	500	535	85	83.6
Finland	417	139	78	200	297.1
France	9741	3055	2677	4009	6.0
Germany	16516	2045	7237	7234	20.5
Greece	65832	34280	9738	21814	6.2
Hungary	1732	809	923	-	-11.7
Ireland	-	-	-	-	-
Italy	13255	4218	4519	4518	14.6
Malta	568	286	-	282	-
Netherlands	4347	1259	1988	1100	-19.1
Poland	2844	722	623	1499	4.1
Portugal	904	661	211	32	-23.2
Romania	31460	8357	6882	16221	3.2
Slovakia	709	234	370	105	-0.4
Slovenia	1027	267	157	603	28.5
Spain	12138	4406	2849	4883	-4.9
Sweden	606	504	102	-	10.0
United Kingdom	6464	1788	1261	3415	5.8
Other EU countries	586	-	491	95	40.9
Other European countries	180695	59095	33545	88055	2.0
FYROM	45915	11199	18479	16237	-12.5
Norway	361	97	92	172	408.5
Russian Fed.	2903	363	798	1742	65.3
Serbia	21642	5827	2497	13318	25.6
Switzerland	839	346	168	325	-27.4
Turkey	107976	41263	10805	55908	4.0
Ukraine	1059	-	706	353	82.6
Other countries	7512	2960	2346	2206	279.4
Canada	1293	647	370	276	864.9
Israel	2825	1413	1312	100	382.9
USA	3394	900	664	1830	169.2
Rest of the world	2171	223	1332	616	-51.8



Table 2

Arrivals of visitors from abroad to Bulgaria
by purpose of visit and country of origin in June 2013

Country of origin	Total - number	Purpose of visit - number			Change in % compared to June 2012
		Holiday and recreation	Professional	Others	
Total	1164706	722275	109032	333399	4.3
EU	641696	375774	75024	190898	0.9
Austria	14177	6358	3499	4320	14.4
Belgium	8074	3819	2883	1372	8.6
Cyprus	3167	1062	585	1520	2.9
Czech Rep.	13735	10065	1563	2107	29.7
Denmark	4627	3059	371	1197	8.1
Finland	4471	3041	245	1185	-0.4
France	19877	11081	3154	5642	4.2
Germany	105460	78293	13096	14071	24.2
Greece	156155	101507	15002	39646	2.6
Hungary	8975	3990	962	4023	-14.8
Ireland	2285	2162	-	123	-16.3
Italy	16172	7915	3178	5079	-2.8
Malta	452	320	112	20	-28.0
Netherlands	11008	5802	1685	3521	0.1
Poland	20923	13130	3026	4767	-18.1
Portugal	845	487	324	34	39.2
Romania	191650	80322	18760	92568	-6.3
Slovakia	4478	2115	461	1902	-16.0
Slovenia	2129	841	542	746	2.9
Spain	5744	3123	1296	1325	9.0
Sweden	6095	3746	1357	992	-19.5
United Kingdom	36338	30204	2148	3986	-9.6
Other EU countries	4859	3332	775	752	3.9
Other European countries	400722	258427	26365	115930	8.1
FYROM	30712	23613	2688	4411	-8.5
Norway	4735	3493	214	1028	26.1
Russian Fed.	159015	133364	10003	15648	13.6
Serbia	37463	22283	1468	13712	7.7
Switzerland	4961	2616	685	1660	62.6
Turkey	91669	16375	7828	67466	-2.1
Ukraine	72167	56683	3479	12005	16.4
Other countries	25445	22791	895	1759	-15.3
Canada	2399	1935	67	397	1.4
Israel	12424	12008	218	198	-23.7
Japan	1231	1041	111	79	-23.1
USA	9391	7807	499	1085	-4.3
Rest of the world	96843	65283	6748	24812	21.1