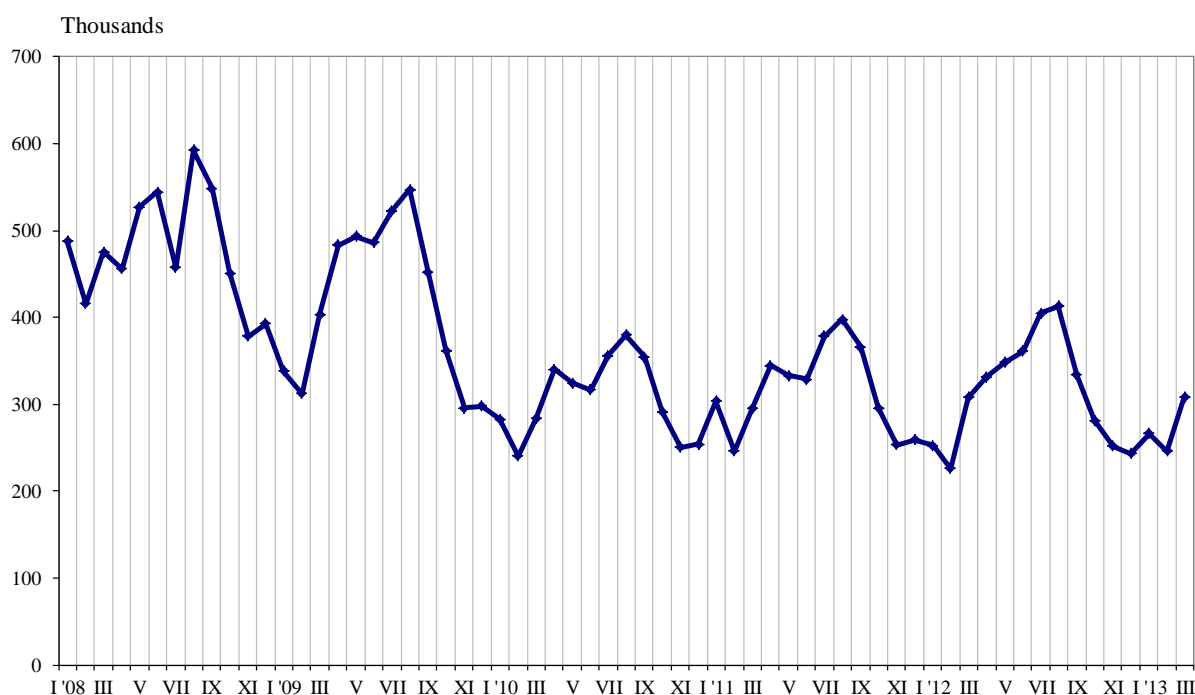


TRIPS OF BULGARIAN RESIDENTS ABROAD AND ARRIVALS OF VISITORS FROM ABROAD TO BULGARIA IN MARCH 2013

In March 2013 **the number of the trips of Bulgarian residents abroad** was 308.8 thousand or by 0.2% above the registered in March 2012 (Figure 1). In comparison with the same month of the previous year an increase in the total number of the trips of Bulgarian residents was reported to: Italy - by 65.8%, Austria - by 57.8%, the United Kingdom - by 38.3%, Spain - by 12.3%, Germany - by 9.2%, and etc. At the same time a decrease was observed to: FYROM - by 41.1%, Serbia - by 32.8%, Greece - by 17.6%, Romania - by 13.9%, and etc. (Annex, Table 1).

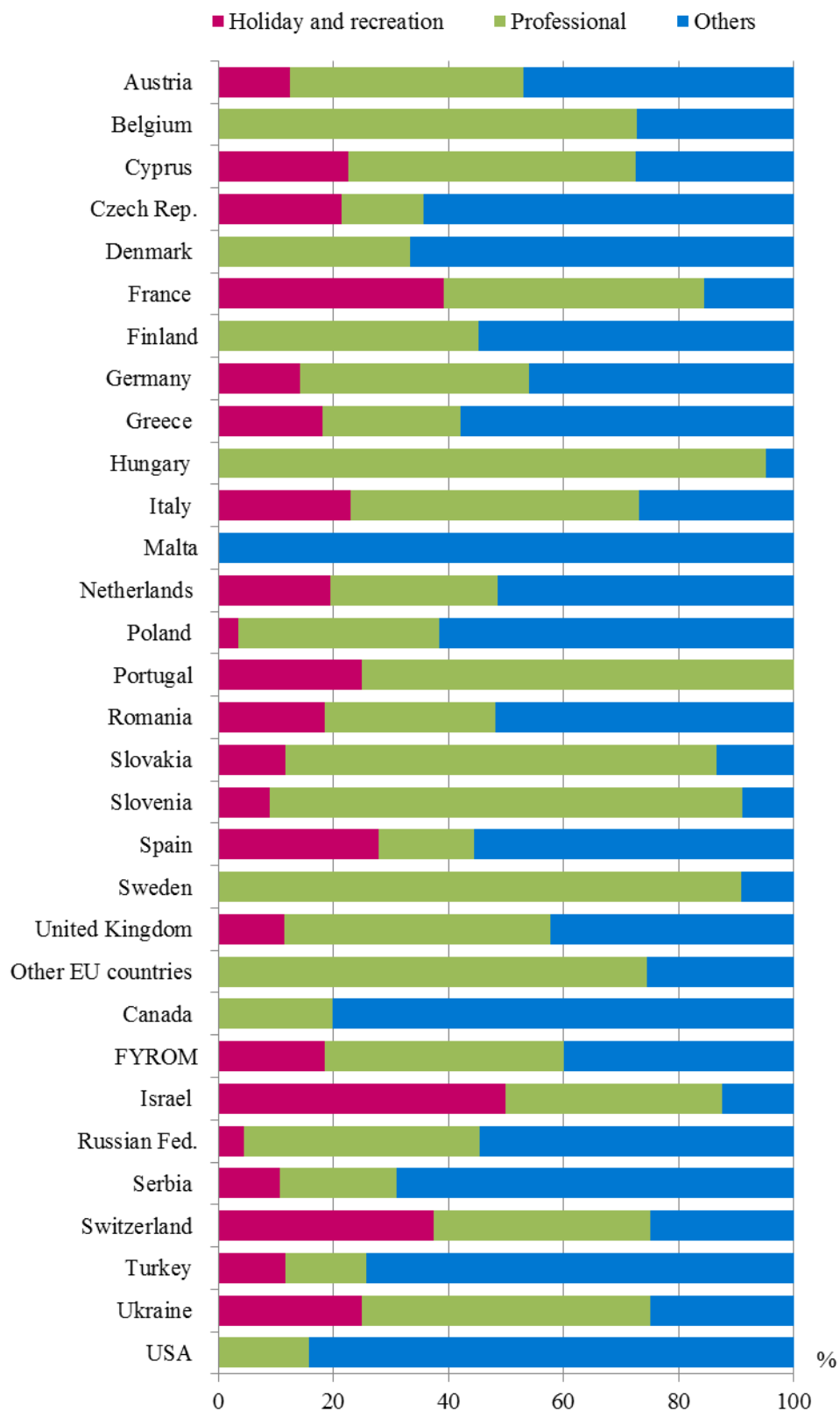
Figure 1. Trips of Bulgarian residents abroad by months



The trips with other purposes (as guest, education and visit the cultural and sport events) composed the greatest share of the total number of trips of Bulgarian residents abroad - 56.7%, followed by the trips with professional purpose - 27.5% and with holiday and recreation purposes - 15.8%. In comparison with March 2012 an increase in the trips with other purposes - by 104.3% was observed, while a decrease in these with professional and with holiday and recreation purposes was registered - by 13.4 and by 60.8% respectively.

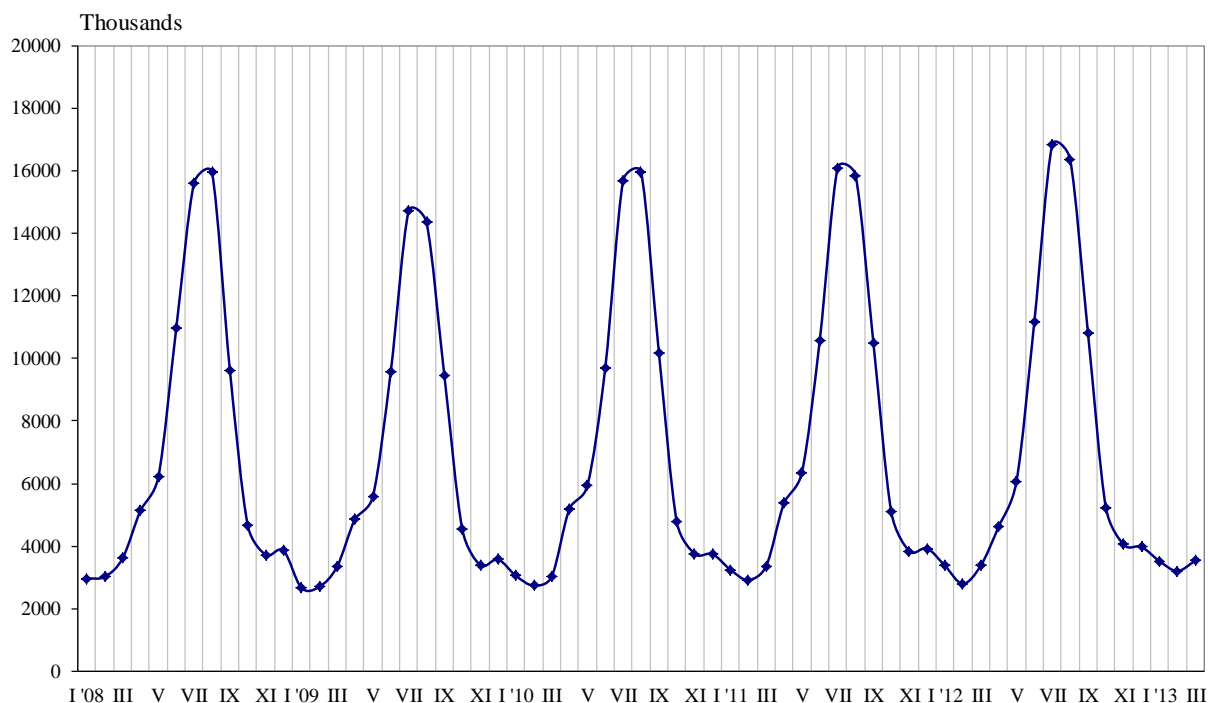
In March 2013 the trips with other purposes formed 74.3% from all trips to Turkey, 69.0% - to Serbia, 64.3% - to Czech Republic and 57.9% - to Greece. Predominated share of the trips to Belgium, Italy and the United Kingdom was with professional purpose - 72.7, 50.0 and 46.2% respectively. The trips with holiday and recreation purpose to France were 39.1% and to Spain - 27.8% from all trips of Bulgarian residents to these countries (Figure 2).

Figure 2. Structure of the trips of Bulgarian residents abroad by purpose of visit and country of destination in March 2013



In March 2013, the number of arrivals of visitors from abroad to Bulgaria was 352.7 thousand which was by 4.7% above the level from March 2012 (Figure 3). An increase in the visit with holiday and recreation purpose - by 10.6% and with professional purpose - by 11.8% was registered, while the arrivals with other purposes decreased by 3.7%.

Figure 3. Arrivals of visitors from abroad to Bulgaria by months



The visits of the citizens of European Union composed the greatest relative share of the total number of the foreigners visited Bulgaria - 46.1%, (Annex, Table 2) as in comparison with the same month of the previous year they increased by 1.9%. A significant increase was observed in the visits of the citizens from France - by 14.4%, Romania - by 9.6%, Poland - by 9.1%, Austria - by 7.4%, Germany - by 7.3%. However a drop in the visits from the United Kingdom - by 17.8% and Hungary - by 12.8% was registered.

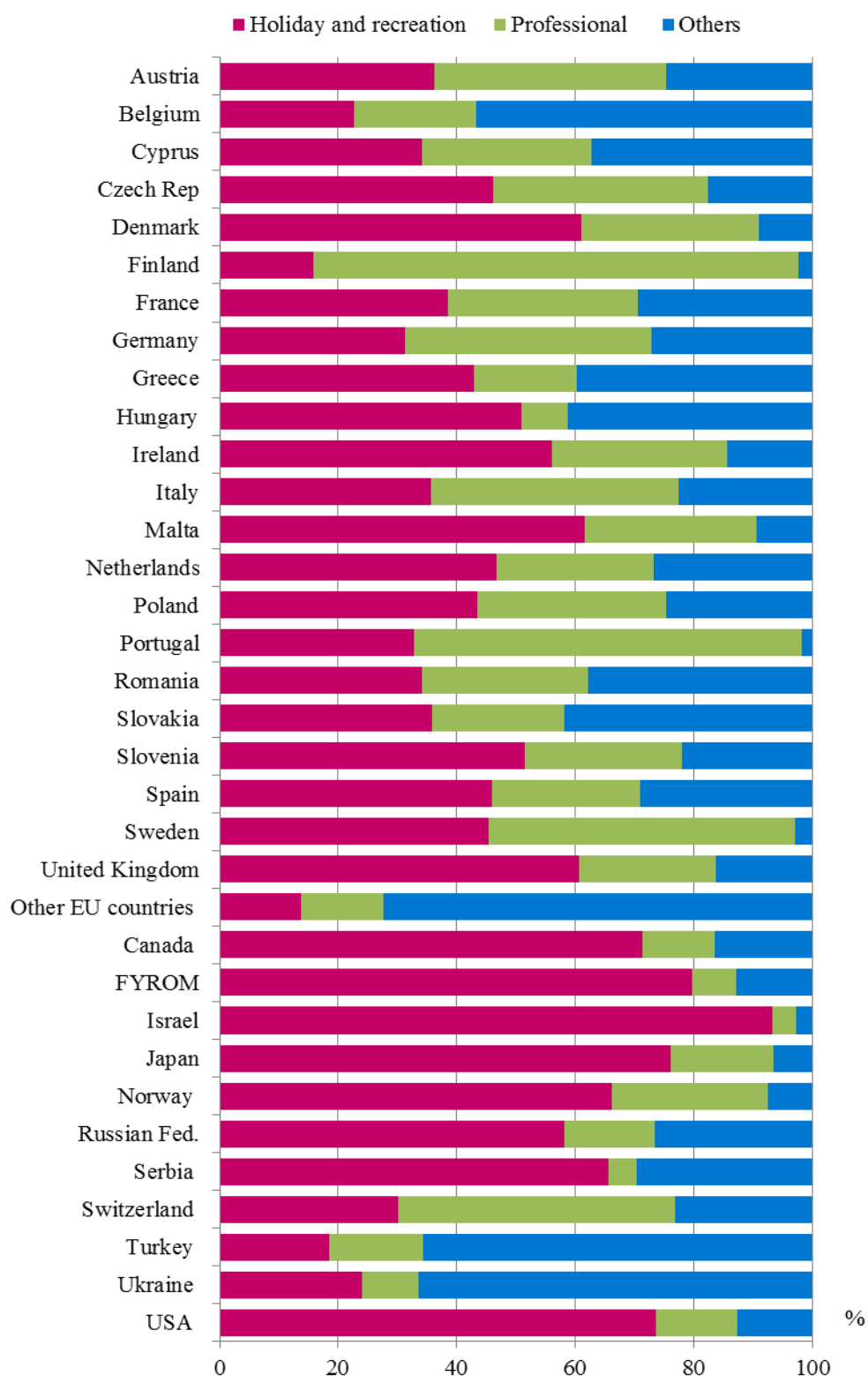
The visits of foreigners in the group “Other European countries”¹ increased by 6.2% as the highest growth was observed in the visits of citizens of Russian Federation and Serbia - by 21.9 and by 12.4% respectively.

In March 2013 the predominated share of the total number of the visits to Bulgaria were with holiday and recreation purpose - 42.5% followed by the arrivals with other purposes (including as guest and passing transit) - 39.4% and with professional purpose - 18.1%.

The visits with holiday and recreation purpose formed 79.7% of the arrivals from FYROM, 65.7% - from Serbia, 60.7% - from the United Kingdom, and 58.1% - from Russian Federation. The visits with professional purpose were 41.8% of all arrivals from Italy, 41.7% - from Germany and 39.0% - from Austria, while with other purpose were 66.4% of the arrivals from Ukraine and 65.7% - from Turkey (Figure 4).

¹ Group of “Other European countries” includes countries in Europe outside EU.

Figure 4. Structure of the arrivals of visitors to Bulgaria from abroad by purpose of visit and country of origin in March 2013



Methodological notes

The definitions recommended by the World Tourist Organization and Methodological manual for tourism by Eurostat are applied by National Statistical Institute.

In accordance with these definitions **an international tourist** is any person who travels to a country other than his/her permanent residence at least 24 hours but no more than one year and whose main purpose is not doing any activity for payment.

The purposes of visiting a country are the following:

- Excursion, holiday or entertainment (visits to cultural or historical sightseeing, sports events and other);
- Visiting friends and relatives;
- Professional purposes (business trips, participation in conferences, congresses, concluding deals, etc.);
- Other (education, cure, etc.) purposes.

Statistical data on the trips of Bulgarian citizens travelling abroad and visits by foreigners in Bulgaria are obtained on the basis of monthly information received from the Ministry of Interior and sample survey of the National Statistical Institute among Bulgarian and foreign citizens passing the border check points.

Data on the number of the trips of the citizens of the European Union are estimated on the basis of the information obtained from the Ministry of Interior and the airport authorities. Data on the number of citizens of “third countries” are obtained directly from the Ministry of Interior.

Data on the purposes of the trips are developed on the basis of the NSI’s regular monthly sample survey of passing Bulgarian and foreign citizens on the border check points.

Annex

Table 1

Trips of Bulgarian residents abroad by purposes of visit
and country of destination in March 2013

Country of destination	Total - number	Purpose of visit - number			Change in % compared to March 2012
		Holiday and recreation	Professional	Others	
Total	308770	48685	84836	175249	0.2
EU	140857	25790	49165	65902	16.5
Austria	9380	1172	3809	4399	57.8
Belgium	3297	-	2397	900	3.4
Cyprus	2104	474	1052	578	73.9
Czech Rep.	6659	1427	951	4281	198.7
Denmark	798	-	266	532	411.5
Finland	496	-	224	272	-
France	9556	3739	4323	1494	198.3
Germany	16548	2343	6588	7617	9.2
Greece	37340	6789	8931	21620	-17.6
Hungary	788	-	749	39	271.7
Ireland	-	-	-	-	-
Italy	10393	2398	5197	2798	65.8
Malta	75	-	-	75	158.6
Netherlands	2730	530	795	1405	76.7
Poland	3079	107	1075	1897	188.0
Portugal	697	174	523	-	539.4
Romania	18532	3432	5491	9609	-13.9
Slovakia	112	13	84	15	15.5
Slovenia	169	15	139	15	59.4
Spain	7651	2125	1275	4251	12.3
Sweden	569	-	517	52	953.7
United Kingdom	9118	1052	4209	3857	38.3
Other EU countries	766	-	570	196	681.6
Other European countries	161894	20599	34050	107245	-12.5
FYROM	23859	4436	9898	9525	-41.1
Norway	901	45	451	405	-
Russian Fed.	5236	238	2142	2856	148.7
Serbia	34429	3714	6943	23772	-32.8
Switzerland	2404	901	902	601	86.1
Turkey	93968	10991	13165	69812	5.2
Ukraine	1097	274	549	274	86.9
Other countries	2370	300	512	1558	429.0
Canada	187	-	37	150	1146.7
Israel	600	300	225	75	559.3
USA	1583	-	250	1333	362.9
Rest of the world	3649	1996	1109	544	119.8

Table 2

Arrivals of visitors from abroad to Bulgaria
by purpose of visit and country of origin in March 2013

Country of origin	Total - number	Purpose of visit - number			Change in % compared to March 2012
		Holiday and recreation	Professional	Others	
Total	352703	149751	63972	138980	4.7
EU	162686	64508	42682	55496	1.9
Austria	4884	1774	1907	1203	7.4
Belgium	2407	546	497	1364	6.7
Cyprus	548	187	157	204	-27.4
Czech Rep.	2789	1286	1013	490	7.5
Denmark	749	458	224	67	-5.1
Finland	421	67	344	10	6.6
France	4393	1690	1409	1294	14.4
Germany	10139	3168	4225	2746	7.3
Greece	49462	21192	8662	19608	1.8
Hungary	3039	1547	239	1253	-12.8
Ireland	1851	1039	547	265	-
Italy	5207	1857	2175	1175	6.9
Malta	479	295	139	45	-
Netherlands	1344	628	356	360	-20.2
Poland	4474	1948	1427	1099	9.1
Portugal	231	76	151	4	3.1
Romania	55978	19090	15752	21136	9.6
Slovakia	1511	541	339	631	-7.8
Slovenia	892	460	236	196	14.1
Spain	1907	876	477	554	-24.8
Sweden	482	219	249	14	-9.9
United Kingdom	9076	5506	2098	1472	-17.8
Other EU countries	423	58	59	306	-55.5
Other European countries	153542	70579	17496	65467	6.2
FYROM	33360	26589	2504	4267	-6.7
Norway	148	98	39	11	6.5
Russian Fed.	15432	8970	2356	4106	21.9
Serbia	31665	20802	1505	9358	12.4
Switzerland	652	196	305	151	4.2
Turkey	62617	11608	9853	41156	8.4
Ukraine	9668	2316	934	6418	2.5
Other countries	7918	6579	734	605	-3.3
Canada	462	330	56	76	-1.3
Israel	3770	3518	152	100	17.4
Japan	597	454	104	39	-59.1
USA	3089	2277	422	390	1.2
Rest of the world	28557	8085	3060	17412	16.4