

TRIPS OF BULGARIAN RESIDENTS ABROAD AND ARRIVALS OF VISITORS FROM ABROAD TO BULGARIA IN DECEMBER 2012

In December 2012 **the number of the trips of Bulgarian residents abroad** was 243.6 thousand or by 3.5% less than in November 2012 and by 5.9% under the registered in December 2011 (Figure 1). In comparison with the same month of the previous year a decrease in the total number of the trips of Bulgarian residents was reported to: Austria - by 42.5%, Greece - by 34.8%, Romania - by 28.9%, Spain - by 26.2%, FYROM - 10.4%, and etc. At the same time an increase was observed to: Germany - by 73.8%, France - by 32.7% and Turkey - by 17.1%, and etc. (Annex, Table 1).

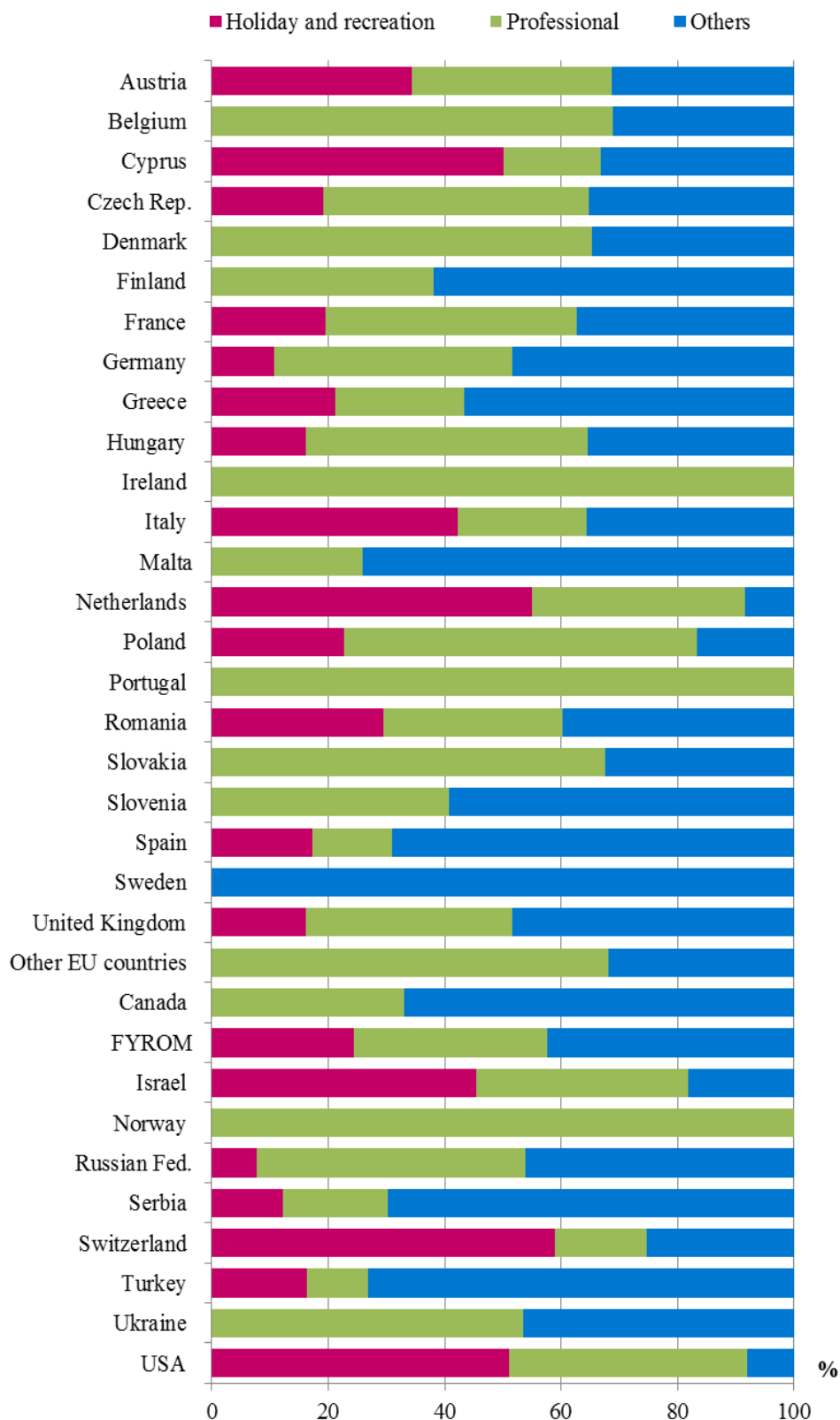
Figure 1. Trips of Bulgarian residents abroad by months



The trips with other purposes (as guest, education and visit the cultural and sport events) composed the greatest share of the total number of trips of Bulgarian residents abroad - 58.8%, followed by the trips with professional purpose - 22.3% and with holiday and recreation purposes - 18.9%. In comparison with December 2011 an increase in the trips with other purposes - by 82.3% was observed, while a decrease in these with professional and with holiday and recreation purposes was registered - by 48.3 and 38.7% respectively.

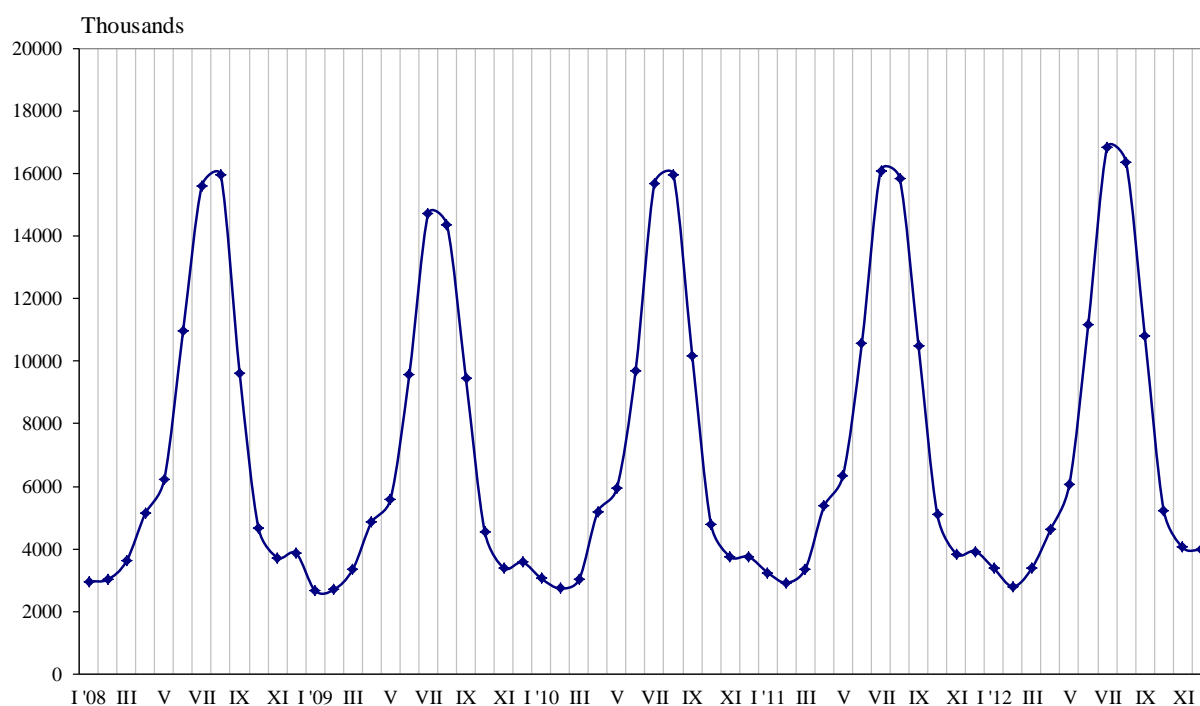
In December 2012 the trips with other purposes formed 73.2% from all trips to Turkey, 69.7% - to Serbia, and 69.0% to Spain. Predominated share of the trips to Belgium was with professional purpose - 68.9%, while to Italy and Austria they were connected with holiday and recreation purpose - 42.2 and 34.3% respectively of all trips of Bulgarian residents to these countries (Figure 2).

Figure 2. Structure of the trips of Bulgarian residents abroad by purpose of visit and country of destination in December 2012



In December 2012, **the number of arrivals of visitors from abroad to Bulgaria** was 397.2 thousand which was by 1.8% less compared to November 2012 and by 1.2% above the level from December 2011 (Figure 3). An increase in the visit with holiday and recreation purpose - by 8.3% and with professional purpose - by 6.3% was registered, while the arrivals with other purposes decreased by 5.8%.

Figure 3. Arrivals of visitors from abroad to Bulgaria by months



The visits of the citizens of European Union composed the greatest relative share of the total number of the foreigners visited Bulgaria - 55.8%, followed by these from the other European countries - 36.5% (Annex, Table 2). In comparison with the same month of the previous year the arrivals of visitors from EU Member States increased by 1.3%. A significant increase was observed in the visits of the citizens from France - by 19.2% and Poland - by 17.2%. However a drop in the visits from the United Kingdom - by 11.7% and Italy - by 8.0% was registered.

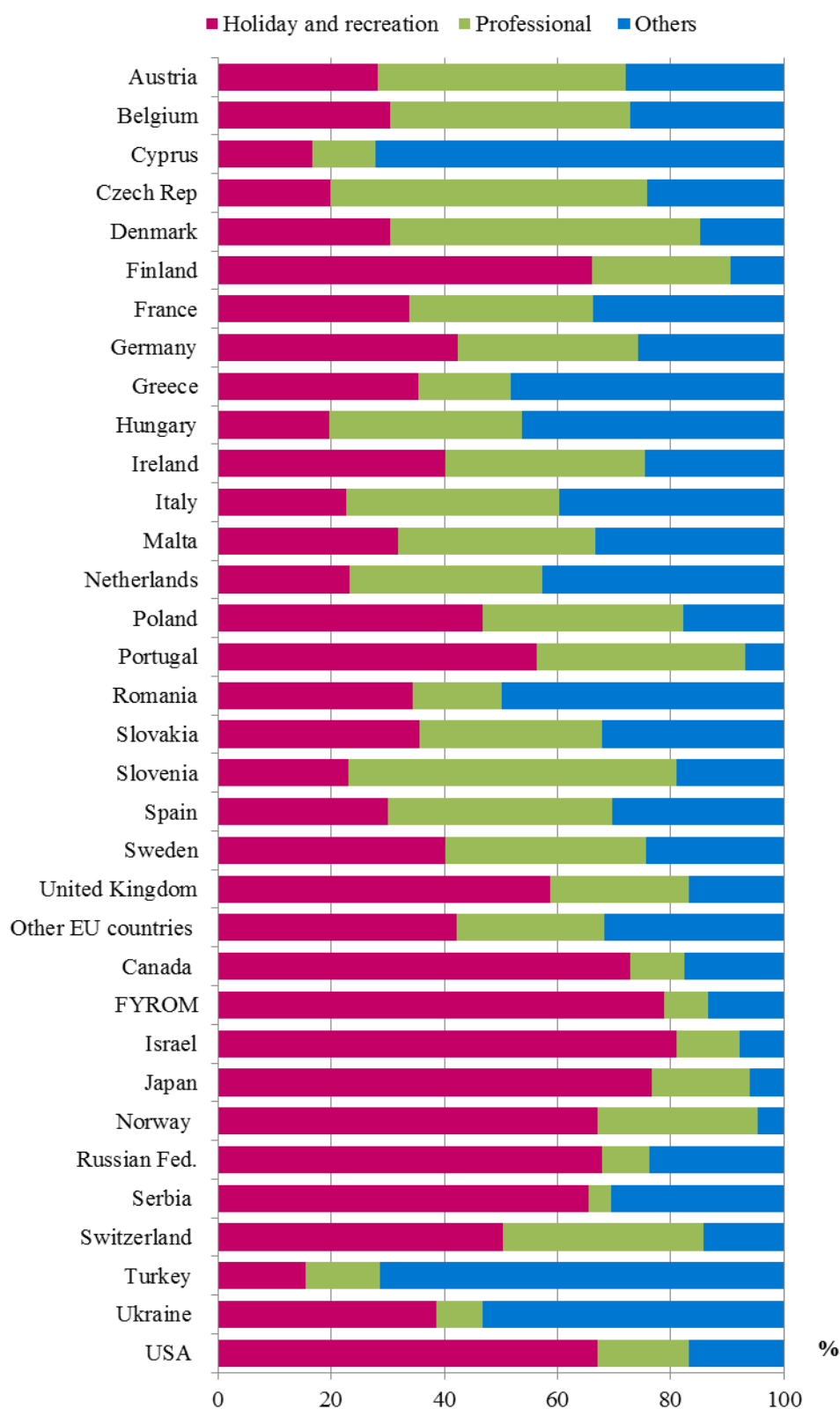
The visits of foreigners in the group “Other European countries”¹ increased by 1.5% as the highest growth was observed in the visits of citizens of Russian Federation and Serbia - by 30.1 and 12.1% respectively.

In December 2012 the predominated share of the total number of the visits to Bulgaria were with other purposes (including as guest and passing transit) - 44.7% followed by the arrivals with holiday and recreation purpose - 39.3% and with professional purpose - 16.0%.

The visits with holiday and recreation purpose formed 78.9% of the arrivals from FYROM, 67.9% - from Russia and 65.5% - from Serbia. The visits with professional purpose were 43.9% of all arrivals from Austria and 42.5% - from Belgium, while with other purpose were 71.3% of the arrivals from Turkey, 53.3% - from Ukraine and 49.8% from Romania and 48.4% - from Greece (Figure 4).

¹ Group of “Other European countries” includes countries in Europe outside EU.

Figure 4. Structure of the arrivals of visitors to Bulgaria from abroad by purpose of visit and country of origin in December 2012



Methodological notes

The definitions recommended by the World Tourist Organization and Methodological manual for tourism by Eurostat are applied by National Statistical Institute.

In accordance with these definitions **an international tourist** is any person who travels to a country other than his/her permanent residence at least 24 hours but no more than one year and whose main purpose is not doing any activity for payment.

The purposes of visiting a country are the following:

- Excursion, holiday or entertainment (visits to cultural or historical sightseeing, sports events and other);
- Visiting friends and relatives;
- Professional purposes (business trips, participation in conferences, congresses, concluding deals, etc.);
- Other (education, cure, etc.) purposes.

Statistical data on the trips of Bulgarian citizens travelling abroad and visits by foreigners in Bulgaria are obtained on the basis of monthly information received from the Ministry of Interior and sample survey of the National Statistical Institute among Bulgarian and foreign citizens passing the border check points.

Data on the number of the trips of the citizens of the European Union are estimated on the basis of the information obtained from the Ministry of Interior and the airport authorities. Data on the number of citizens of “third countries” are obtained directly from the Ministry of Interior.

Data on the purposes of the trips are developed on the basis of the NSI’s regular monthly sample survey of passing Bulgarian and foreign citizens on the border check points.

Annex

Table 1

**Trips of Bulgarian residents abroad by purposes of visit
and country of destination in December 2012**

Country of destination	Total - number	Purpose of visit - number			Change in % compared to December 2011
		Holiday and recreation	Professional	Others	
Total	243560	45940	54462	143158	-5.9
EU	108004	22514	33267	52223	-18.1
Austria	2798	960	962	876	-42.5
Belgium	1960	-	1350	610	-9.0
Cyprus	391	196	65	130	-57.5
Czech Rep.	1894	361	866	667	18.6
Denmark	856	-	559	297	507.1
Finland	234	-	89	145	310.5
France	2403	470	1035	898	32.7
Germany	19848	2134	8110	9604	73.8
Greece	43293	9178	9574	24541	-34.8
Hungary	790	127	383	280	-40.9
Ireland	89	-	89	-	242.3
Italy	5072	2142	1127	1803	-5.1
Malta	27	-	7	20	-83.2
Netherlands	1132	622	414	96	-29.0
Poland	1390	316	843	231	28.2
Portugal	230	-	230	-	132.3
Romania	14394	4245	4429	5720	-28.9
Slovakia	160	-	108	52	7.4
Slovenia	27	-	11	16	-80.1
Spain.	4444	766	613	3065	-26.2
Sweden	84	-	-	84	-2.3
United Kingdom	6181	997	2194	2990	1.0
Other EU countries	307	-	209	98	403.3
Other European countries	132919	22352	20224	90343	7.3
FYROM	17853	4349	5951	7553	-10.4
Norway	230	-	230	-	521.6
Russian Fed.	809	62	374	373	2.4
Serbia	20378	2470	3705	14203	-9.1
Switzerland	568	335	89	144	-33.5
Turkey	92759	15136	9703	67920	17.1
Ukraine	322	-	172	150	-49.2
Other countries	1319	509	496	314	87.6
Canada	266	-	88	178	322.2
Israel	508	231	185	92	38.0
USA	545	278	223	44	100.4
Rest of the world	1318	565	148	475	130.0

Table 2

Arrivals of visitors from abroad to Bulgaria
by purpose of visit and country of origin in December 2012

Country of origin	Total - number	Purpose of visit - number			Change in % compared to December 2011
		Holiday and recreation	Professional	Others	
Total	397195	156124	63711	177360	1.2
EU	221778	77996	46421	97361	1.3
Austria	5686	1607	2494	1585	4.1
Belgium	1279	389	544	346	-9.5
Cyprus	1316	218	148	950	-5.5
Czech Rep.	2723	539	1528	656	15.3
Denmark	718	218	394	106	-4.1
Finland	297	196	73	28	-11.6
France	3739	1261	1220	1258	19.2
Germany	11218	4753	3577	2888	2.2
Greece	68982	24414	11205	33363	1.6
Hungary	2757	540	940	1277	12.3
Ireland	616	247	218	151	-15.2
Italy	4889	1109	1841	1939	-8.0
Malta	370	118	129	123	-11.3
Netherlands	2823	657	963	1203	12.5
Poland	5029	2347	1783	899	17.2
Portugal	220	124	81	15	-20.6
Romania	95211	32830	14967	47414	1.5
Slovakia	1623	578	524	521	-18.8
Slovenia	839	194	485	160	25.6
Spain.	2733	818	1084	831	-5.2
Sweden	721	289	257	175	-19.1
United Kingdom	7122	4184	1740	1198	-11.7
Other EU countries	867	366	226	275	-13.0
Other European countries	145049	66925	13783	64341	1.5
FYROM	28064	22135	2190	3739	-22.7
Norway	304	204	86	14	-18.3
Russian Fed.	17008	11541	1441	4026	30.1
Serbia	30032	19672	1167	9193	12.1
Switzerland	817	411	290	116	-15.9
Turkey	58785	9081	7797	41907	5.5
Ukraine	10039	3881	812	5346	3.8
Other countries	5202	3807	721	674	-8.0
Canada	414	302	39	73	0.2
Israel	1838	1488	205	145	-15.2
Japan	385	295	67	23	-24.5
USA	2565	1722	410	433	0.1
Rest of the world	25166	7396	2786	14984	1.5