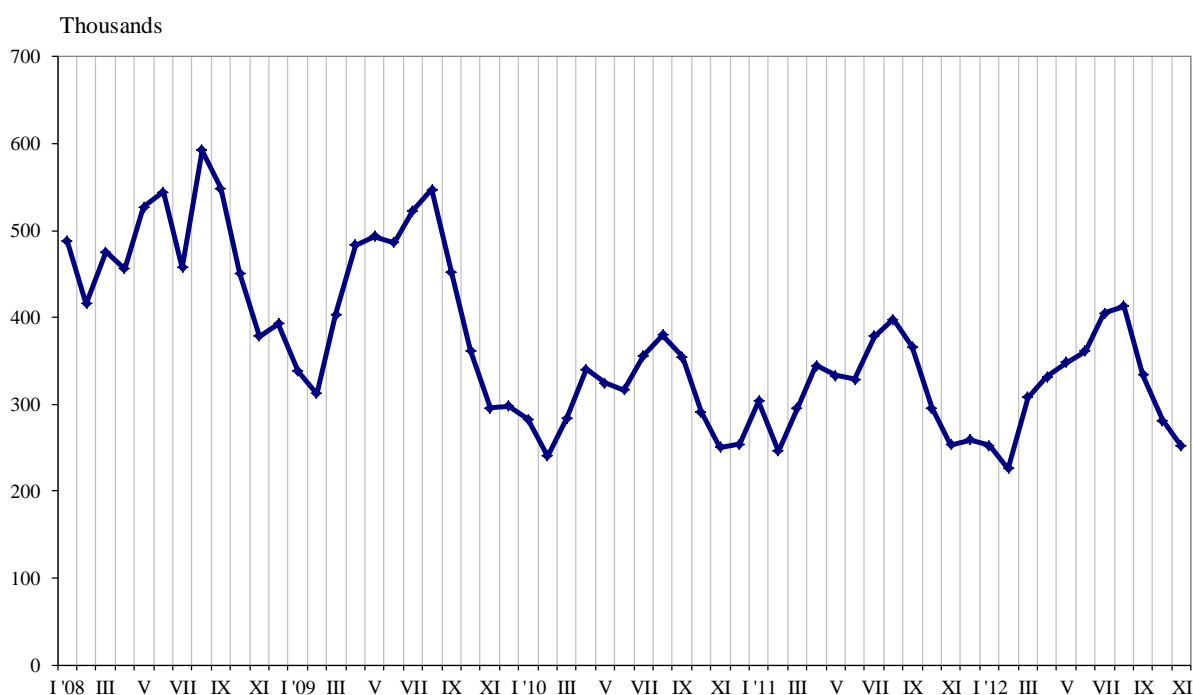


TRIPS OF BULGARIAN RESIDENTS ABROAD AND ARRIVALS OF VISITORS FROM ABROAD TO BULGARIA IN NOVEMBER 2012

In November 2012 **the number of the trips of Bulgarian residents abroad** was 252.3 thousand or by 10.4% less than in October 2012 and by 0.6% under the registered in November 2011 (Figure 1). In comparison with the same month of the previous year a decrease in the total number of the trips of Bulgarian residents was reported to: Greece - by 16.5%, Serbia - by 16.4%, Romania - by 12.1%, Germany - 10.9%, FYROM - 5.5%, and etc. At the same time an increase was observed to: Austria - by 37.5%, Turkey - by 7.6%, the United Kingdom - by 1.2%, and etc. (Annex, Table 1).

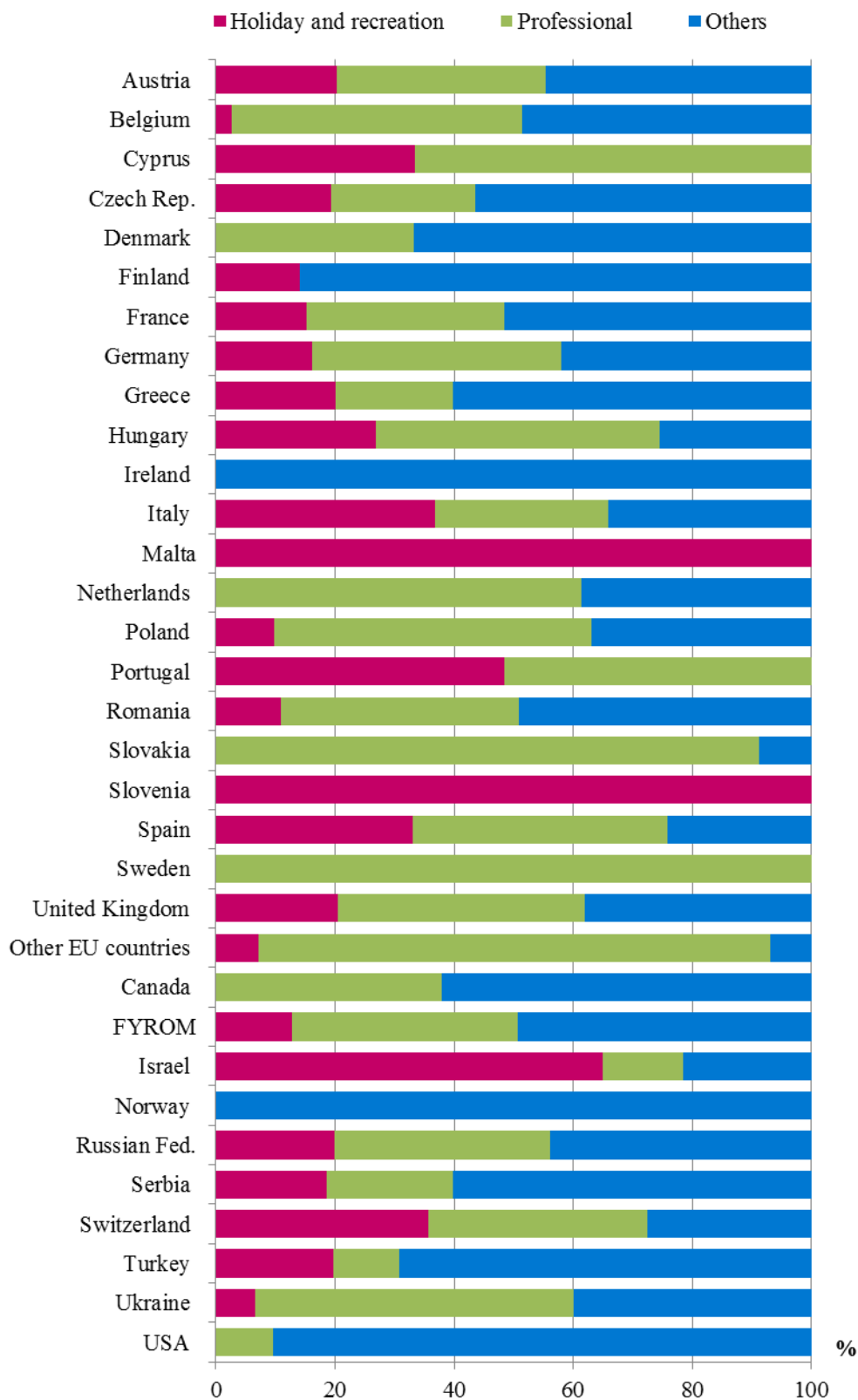
Figure 1. Trips of Bulgarian residents abroad by months



The trips with other purposes (as guest, education and visit the cultural and sport events) composed the greatest share of the total number of trips of Bulgarian residents abroad - 56.0%, followed by the trips with professional purpose - 25.2% and with holiday and recreation purposes - 18.8%. In comparison with November 2011 an increase in the trips with other purposes - by 102.6% was observed, while a decrease in these with professional and with holiday and recreation purposes was registered - by 49.5 and 18.5% respectively.

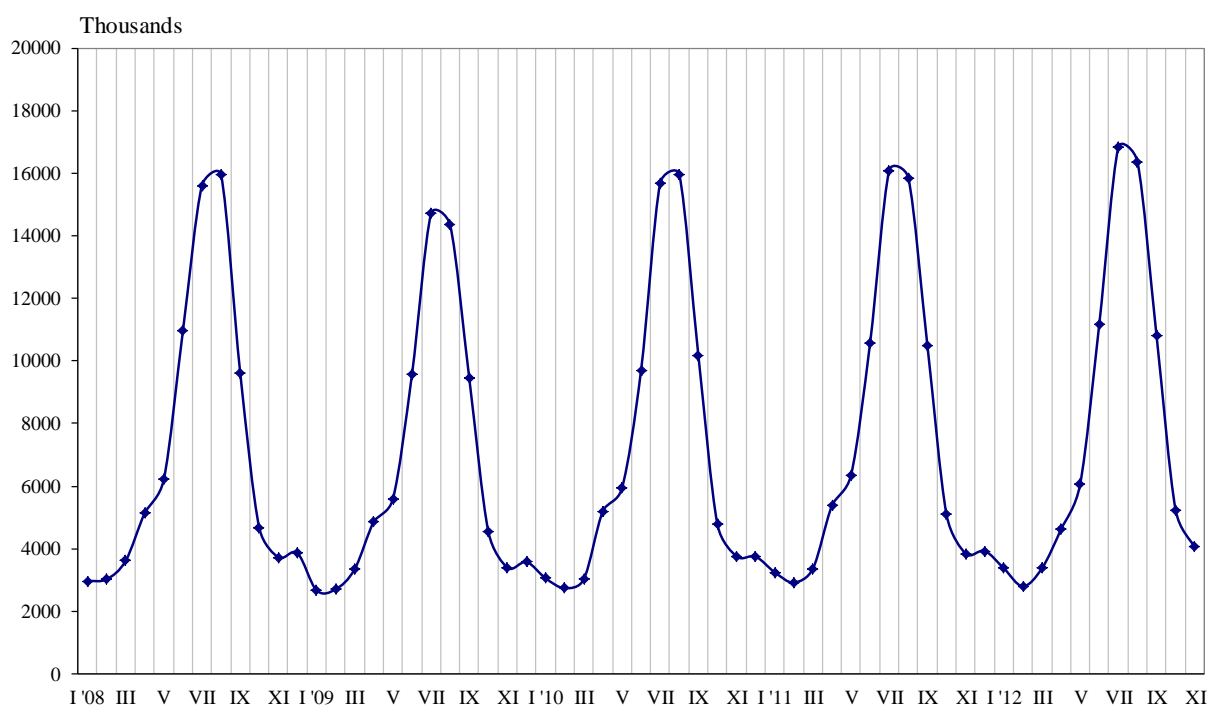
In November 2012 the trips with other purposes formed 69.2% from all trips to Turkey, 60.2% - to Greece and Serbia, and 49.3% to FYROM. Predominated share of the trips to the United Kingdom and Ukraine was with professional purpose - 53.3 and 41.4% respectively, while to Italy and Spain they were connected with holiday and recreation purpose - 36.9 and 33.3% respectively of all trips of Bulgarian residents to these countries (Figure 2).

Figure 2. Structure of the trips of Bulgarian residents abroad by purpose of visit and country of destination in November 2012



In November 2012, the number of arrivals of visitors from abroad to Bulgaria was 404.6 thousand which was by 22.8% less compared to October 2012 and by 5.4% above the level from November 2011 (Figure 3). Compared to November 2011 an increase in the visit with all observed purposes was registered. It was the greatest for the visits with holiday and recreation purpose - by 9.9%. The arrivals with professional purpose rose by 6.1% and with other purposes - by 2.1% compared to November 2011.

Figure 3. Arrivals of visitors from abroad to Bulgaria by months



The visits of the citizens of European Union composed the greatest relative share of the total number of foreigners visited Bulgaria - 54.3%, followed by these from the other European countries - 34.3% (Annex, Table 2). In comparison with the same month of the previous year the arrivals of visitors from EU Member States increased by 3.3%. A significant increase was observed in the visits of the citizens from Spain - by 13.2%, France - 12.5%, Germany - 11.7%, Austria - by 9.9% etc. However a drop in the visits from the United Kingdom - by 13.1% and Italy - by 6.1% was registered.

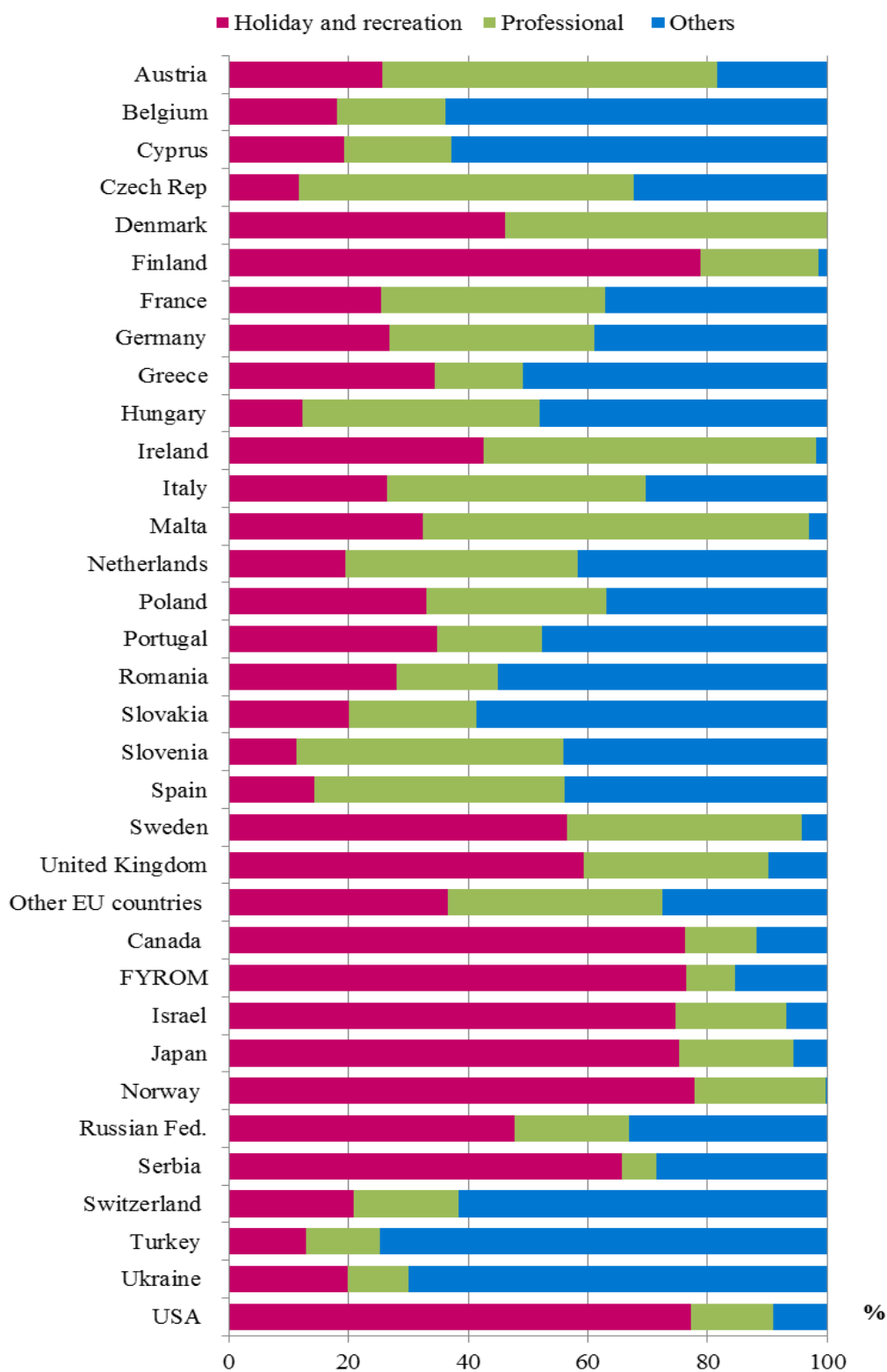
The visits of foreigners in the group “Other European countries”¹ increased by 9.2% as the highest growth was observed in the visits of citizens of Russian Federation and Serbia - by 29.7 and 17.4% respectively.

In November 2012 the predominated share of the total number of the visits to Bulgaria were with other purposes (including as guest and passing transit) - 48.2% followed by the arrivals with holiday and recreation purpose - 34.6% and with professional purpose - 17.2%.

The visits with holiday and recreation purpose formed 77.9% of the arrivals from FYROM, 65.7% - from Serbia and 47.7% - from Russia. The visits with professional purpose were 55.9% of all arrivals from Belgium and 48.7% - from Austria, while with other purpose were 74.8% of the arrivals from Turkey, 70.1% - from Ukraine and 55.0% from Romania and 50.9% - from Greece (Figure 4).

¹ Group of “Other European countries” includes countries in Europe outside EU.

Figure 4. Structure of the arrivals of visitors to Bulgaria from abroad by purpose of visit and country of origin in November 2012



Methodological notes

The definitions recommended by the World Tourist Organization and Methodological manual for tourism by Eurostat are applied by National Statistical Institute.

In accordance with these definitions **an international tourist** is any person who travels to a country other than his/her permanent residence at least 24 hours but no more than one year and whose main purpose is not doing any activity for payment.

The purposes of visiting a country are the following:

- Excursion, holiday or entertainment (visits to cultural or historical sightseeing, sports events and other);
- Visiting friends and relatives;
- Professional purposes (business trips, participation in conferences, congresses, concluding deals, etc.);
- Other (education, cure, etc.) purposes.

Statistical data on the trips of Bulgarian citizens travelling abroad and visits by foreigners in Bulgaria are obtained on the basis of monthly information received from the Ministry of Interior and sample survey of the National Statistical Institute among Bulgarian and foreign citizens passing the border check points.

Data on the number of the trips of the citizens of the European Union are estimated on the basis of the information obtained from the Ministry of Interior and the airport authorities. Data on the number of citizens of “third countries” are obtained directly from the Ministry of Interior.

Data on the purposes of the trips are developed on the basis of the NSI’s regular monthly sample survey of passing Bulgarian and foreign citizens on the border check points.

**Trips of Bulgarian residents abroad by purposes of visit
and country of destination in November 2012**

Country of destination	Total - number	Purpose of visit - number			Change in % compared to November 2011
		Holiday and recreation	Professional	Others	
Total	252283	47360	63507	141416	-0.6
EU	122258	23036	38721	60501	-5.9
Austria	5622	1141	1967	2514	37.5
Belgium	2417	65	1176	1176	1.6
Cyprus	48	16	32	-	-95.1
Czech Rep.	1996	385	485	1126	28.6
Denmark	463	-	154	309	164.6
Finland	234	33	-	201	917.4
France	5861	888	1954	3019	241.2
Germany	11766	1899	4928	4939	-10.9
Greece	48257	9711	9479	29067	-16.5
Hungary	1381	371	657	353	-3.8
Ireland	223	-	-	223	502.7
Italy	5829	2148	1687	1994	0.5
Malta	16	16	-	-	-81.2
Netherlands	501	-	307	194	-67.9
Poland	2091	203	1117	771	55.6
Portugal	477	231	246	-	269.8
Romania	21722	2348	8697	10677	-12.1
Slovakia	195	-	178	17	93.1
Slovenia	223	223	-	-	41.1
Spain.	6209	2047	2661	1501	-1.5
Sweden	120	-	120	-	26.3
United Kingdom	6288	1288	2602	2398	1.2
Other EU countries	319	23	274	22	501.9
Other European countries	125513	23020	22574	79919	4.0
FYROM	18029	2285	6856	8888	-5.5
Norway	223	-	-	223	575.8
Russian Fed.	2487	497	900	1090	190.5
Serbia	18722	3464	3981	11277	-16.4
Switzerland	842	300	310	232	4.1
Turkey	82687	16306	9181	57200	7.6
Ukraine	2523	168	1346	1009	284.0
Other countries	1152	494	177	481	23.5
Canada	132	-	50	82	67.1
Israel	760	494	102	164	32.9
USA	260	-	25	235	-7.8
Rest of the world	3360	810	2035	515	52.9

**Arrivals of visitors from abroad to Bulgaria
by purpose of visit and country of origin in November 2012**

Country of origin	Total - number	Purpose of visit - number			Change in % compared to November 2011
		Holiday and recreation	Professional	Others	
Total	404605	140222	69461	194922	5.4
EU	219638	65927	48968	104743	3.3
Austria	5946	1527	2894	1525	9.9
Belgium	1854	336	1037	481	6.7
Cyprus	1112	213	201	698	-14.4
Czech Rep.	3013	353	1683	977	16.0
Denmark	975	449	526	-	2.7
Finland	426	336	84	6	-0.5
France	4423	1128	1655	1640	12.5
Germany	13764	3697	4703	5364	11.7
Greece	66121	22793	9705	33623	4.3
Hungary	3133	386	1239	1508	12.2
Ireland	223	95	124	4	-32.2
Italy	5015	1328	2162	1525	-6.1
Malta	65	21	42	2	-32.3
Netherlands	2389	463	931	995	-8.5
Poland	4930	1622	1492	1816	5.8
Portugal	270	94	47	129	2.3
Romania	91270	25483	15561	50226	2.8
Slovakia	2560	513	547	1500	2.6
Slovenia	925	105	412	408	8.1
Spain.	3319	476	1388	1455	13.2
Sweden	654	369	257	28	-30.0
United Kingdom	6574	3892	2036	646	-13.1
Other EU countries	677	248	242	187	-32.5
Other European countries	151061	61990	15910	73161	9.2
FYROM	33564	25683	2732	5149	-7.9
Norway	578	450	126	2	1.6
Russian Fed.	11125	5311	2130	3684	29.7
Serbia	30349	19947	1740	8662	17.4
Switzerland	1997	418	350	1229	41.6
Turkey	63322	8173	7812	47337	12.8
Ukraine	10126	2008	1020	7098	8.6
Other countries	6292	4808	949	535	-3.8
Canada	631	481	75	75	21.3
Israel	1452	1084	270	98	-1.8
Japan	528	397	101	30	-43.8
USA	3681	2846	503	332	2.3
Rest of the world	27614	7497	3634	16483	4.5