

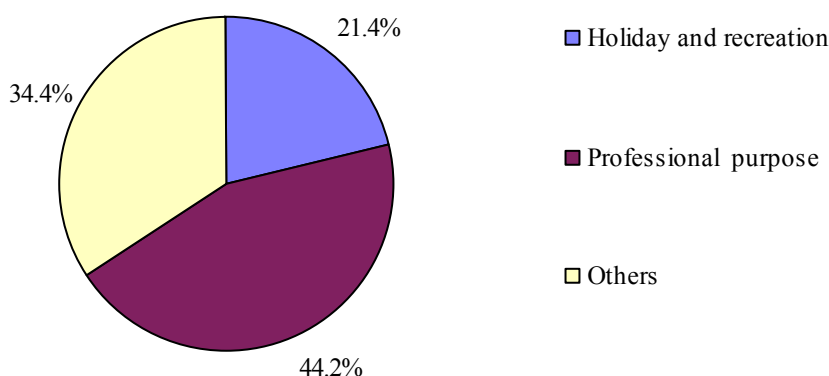


## TRIPS OF BULGARIAN RESIDENTS ABROAD AND ARRIVALS OF VISITORS FROM ABROAD TO BULGARIA IN APRIL 2011

In April 2011, the number of the trips of Bulgarian residents abroad was 344.9 thousand or 1.4% more than the number of the trips in April 2010 (Table 1). An increase in the total number of the trips was registered namely to: France - by 25.8%, Romania - by 25.6%, Hungary - by 22.9%, Malta - by 17.2%, Slovenia - by 16.6%, FYROM - by 15.0%, Serbia - by 13.4%, Ireland - by 13.3%, Estonia - by 11.8%, USA - by 9.7%, Czech Republic - by 5.6%, Luxembourg - by 5.6%, Belgium - by 5.3% and etc. At the same time a decrease in the number of the trips was observed to: Norway - by 83.2%, Canada - by 82.1%, Denmark - by 19.0%, Spain - by 16.8%, Israel - by 14.0%, Lithuania - by 13.2%, Slovakia - by 11.8%, Portugal - by 10.7%, and etc.

The highest share of the trips of Bulgarian citizens travelling abroad had those with professional purpose - 44.2%, followed up by others - 34.4% and with holiday and recreation purpose - 21.4%.

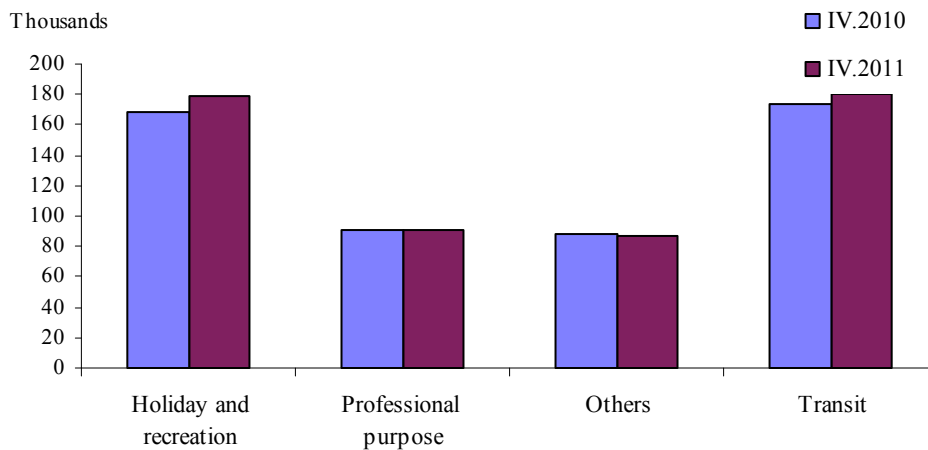
**Figure 1. Structure of the trips of Bulgarian residents abroad by purpose of visit in April 2011**



In April 2011, the number of the arrivals of visitors from abroad to Bulgaria was 537.2 thousand or 3.3% more than the number of the trips in the corresponding month of 2010 (Table 2). An increase was registered in the number of visitors with holiday and recreation purpose and in the visitors passing transit by 6.7 and 4.1% respectively.



**Figure 2. Number of the arrivals of visitors to Bulgaria from abroad by purpose of visit**

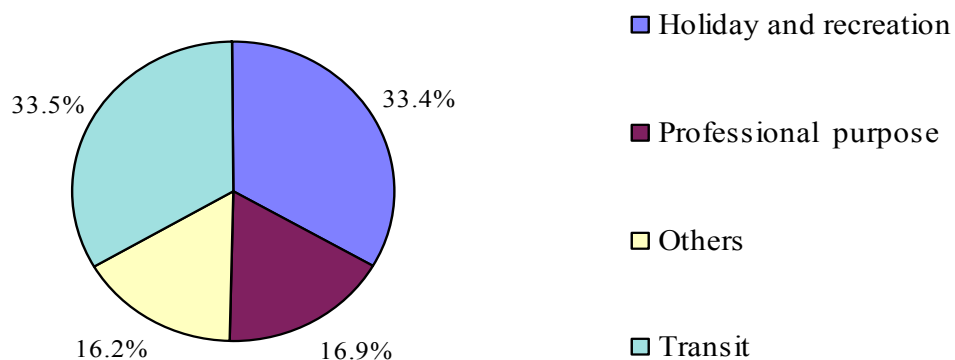


In April 2011, the arrivals of visitors from EU Member States decreased by 0.3% in comparison to the same month of 2010. The highest drop in the number of visits was observed from Malta and Denmark - 84.4 and 28.3% respectively. An increase in the visits was registered from Austria - by 20.9%, France - by 20.9%, Portugal - by 18.0%, etc.

At the same time the visits of foreigners in the group “Other European countries”<sup>1</sup> were increased by 7.4%. The largest growth in the number of the arrivals of citizens was observed from Serbia - by 31.7%, Russian Federation - by 29.3% and Ukraine - by 16.2%.

In April 2011, the visitors passing transit composed the greatest share of the total number of foreigners visited to Bulgaria - 33.5%, followed by arrivals with holiday and recreation purpose - 33.4%, professional purpose - 16.9% and others - 16.2%.

**Figure 3. Structure of arrivals of visitors to Bulgaria from abroad by purpose of visit in April 2011**



<sup>1</sup> Group of “Other European countries” include countries in Europe outside EU.



### **Methodological notes**

Statistical data on the trips of Bulgarian citizens travelling abroad and visits by foreigners in Bulgaria are obtained on the basis of monthly information received from the Ministry of Interior and sample survey of the National Statistical Institute among Bulgarian and foreign citizens passing the border check points.

Data on the number of the trips of the citizens of the European Union are estimated on the basis of the information obtained from the Ministry of Interior and the airport authorities. Data on the number of citizens of “third countries” are obtained directly from the Ministry of Interior.

Data on the purposes of the trips are developed on the basis of the NSI’s regular sample survey of passing Bulgarian and foreign citizens on the border check points.



## Annex

**Table 1**

### TRIPS OF BULGARIAN RESIDENTS ABROAD BY PURPOSE OF VISIT AND BY COUNTRY OF DESTINATION IN APRIL 2011

Country of destination	Total - number	Purpose of visit - number			IV.2011 as % to IV.2010
		Holiday and recreation	Professional	Others	
<b>Total</b>	<b>344889</b>	<b>73917</b>	<b>152397</b>	<b>118575</b>	<b>1.4</b>
<b>EU</b>	<b>177856</b>	<b>43117</b>	<b>111248</b>	<b>23491</b>	<b>2.6</b>
of which:					
Austria	7273	1963	4550	760	-1.9
Belgium	3581	825	2489	267	5.3
United Kingdom	9703	2231	5029	2443	-8.2
Germany	17070	4086	12136	848	3.5
Greece	75143	11343	49943	13857	-0.7
Spain	7323	2803	4030	490	-16.8
Italy	9188	2717	5831	640	-8.7
Poland	1360	521	783	56	-6.3
Romania	32574	13174	16173	3227	25.6
Hungary	2263	373	1606	284	22.9
France	4629	768	3696	165	25.8
Czech Rep.	2211	457	1691	63	5.6
Sweden	140	31	94	15	-1.4
<b>Other European countries</b>	<b>163403</b>	<b>30007</b>	<b>38632</b>	<b>94764</b>	<b>1.2</b>
Norway	43	-	43	-	-83.2
FYROM	30876	5003	7097	18776	15.0
Russian Fed.	1613	339	1144	130	3.8
Serbia	23867	8864	12319	2684	13.4
Turkey	105069	15176	16801	73092	-4.3
Ukraine	633	186	447	-	-5.1
Switzerland	1302	439	781	82	-9.1
<b>Others</b>	<b>3630</b>	<b>793</b>	<b>2517</b>	<b>320</b>	<b>-32.3</b>



**Table 2**

**ARRIVALS OF VISITORS FROM ABROAD TO BULGARIA BY PURPOSE OF VISIT AND BY COUNTRY OF ORIGIN IN APRIL 2011**

Country of origin	Total number	Purpose of visit - number				IV.2011 as % to IV.2010
		Holiday and recreation	Professional	Others	Transit	
<b>Total</b>	<b>537164</b>	<b>179169</b>	<b>90545</b>	<b>87188</b>	<b>180262</b>	<b>3.3</b>
<b>EU</b>	<b>350590</b>	<b>115467</b>	<b>80198</b>	<b>57383</b>	<b>97542</b>	<b>-0.3</b>
of which:						
Austria	10268	2164	4764	1041	2299	20.9
Belgium	2070	650	1143	177	100	-8.8
United Kingdom	12105	5139	4357	602	2007	-7.8
Germany	15737	4622	7150	2467	1498	-8.7
Greece	95988	38100	22093	22224	13571	6.5
Spain	2914	1286	957	121	550	-10.1
Italy	9963	2521	4102	1655	1685	8.0
Poland	8973	2007	2300	1967	2699	7.2
Romania	160690	50055	19870	23468	67297	-3.9
Hungary	5131	1125	2493	777	736	7.0
France	6056	1395	4014	197	450	20.9
Czech Rep.	3400	1293	1104	604	399	11.1
Sweden	1361	457	586	308	10	4.3
<b>Other European countries</b>	<b>146236</b>	<b>48102</b>	<b>7575</b>	<b>24256</b>	<b>66303</b>	<b>7.5</b>
Norway	372	124	98	40	110	-47.6
FYROM	34840	23587	319	5161	5773	10.5
Russian Fed.	11545	5038	2395	3317	795	29.3
Serbia	28772	16355	191	2235	9991	31.7
Turkey	59531	1421	3687	10458	43965	-5.9
Ukraine	10214	1092	779	2930	5413	16.2
Switzerland	962	485	106	115	256	-3.5
<b>Others</b>	<b>40338</b>	<b>15600</b>	<b>2772</b>	<b>5549</b>	<b>16417</b>	<b>26.0</b>