

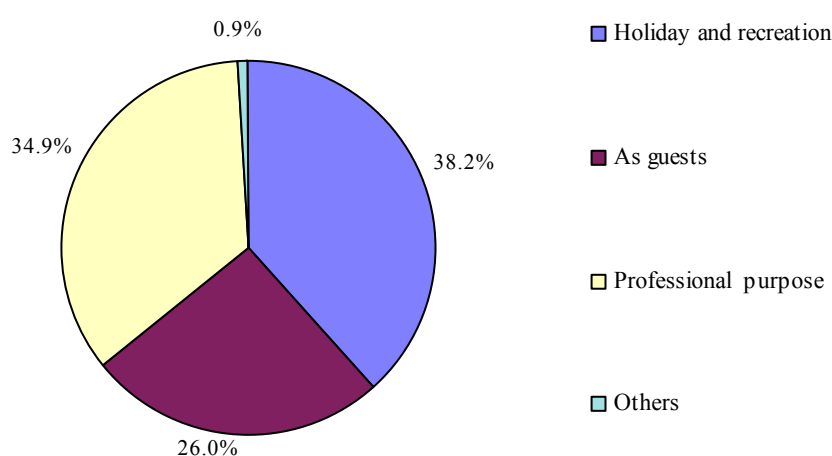


TRIPS OF BULGARIAN RESIDENTS IN ABROAD AND ARRIVALS OF VISITORS FROM ABROAD TO BULGARIA IN FEBRUARY 2011

In February 2011, the number of the trips of Bulgarian residents in abroad was 246.2 thousand or 2.5% more than the number of the trips in February 2010 (Table 1). An increase in the total number of the trips was registered namely to: Latvia - by 33.3%, Austria - by 26.9%, Romania - by 18.0%, Ukraine - by 10.7%, Greece - by 8.3%, Belgium - by 6.1%, United Kingdom - by 4.9%, Hungary - by 4.5% and Poland - by 3.2%. At the same time a decrease in the number of the trips was observed to: Canada - by 87.5%, Norway - by 73.9%, Malta - by 57.8%, Lithuania - by 53.3%, Israel - by 47.2%, Czech Republic - by 38.3%, Switzerland - by 29.1%, Slovenia - by 28.4%, and etc.

The highest share of the trips of Bulgarian citizens travelling abroad had the holiday and recreation purpose - 38.2%, followed up by trips with professional purpose - 34.9%, visits as guests - 26.0%, and others - 0.9%.

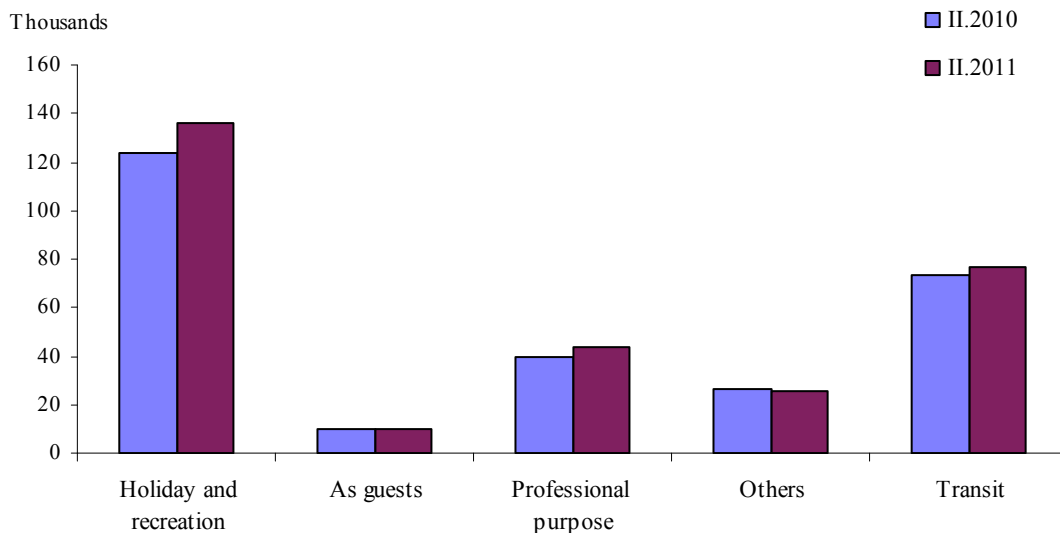
Figure 1. Structure of the trips of Bulgarian residents abroad by purpose of visit in February 2011



In February 2011, the number of the arrivals of visitors from abroad to Bulgaria was 291.3 thousand or 6.6% more than the number of the trips in the corresponding month of 2010 (Table 2). An increase in the number of visitors with holiday and recreation purpose by 9.7% was registered. The visits with the professional purpose and visitors passing transit were increased by 9.1 and 4.8% respectively. At the same time, a decrease was recorded in visits with other purposes by 4.6%.



Figure 2. Number of the arrivals of visitors to Bulgaria from abroad by purpose of visit



In February 2011 the arrivals of visitors from EU Member States increased by 2.2% in comparison to the same month of 2010. The highest growth in the number of visits was observed from France and Cyprus - 23.3 and 12.1% respectively. A decrease in the visits was registered from Netherlands - by 24.8%, Slovenia - by 24.0%, Denmark - by 22.9%, etc.

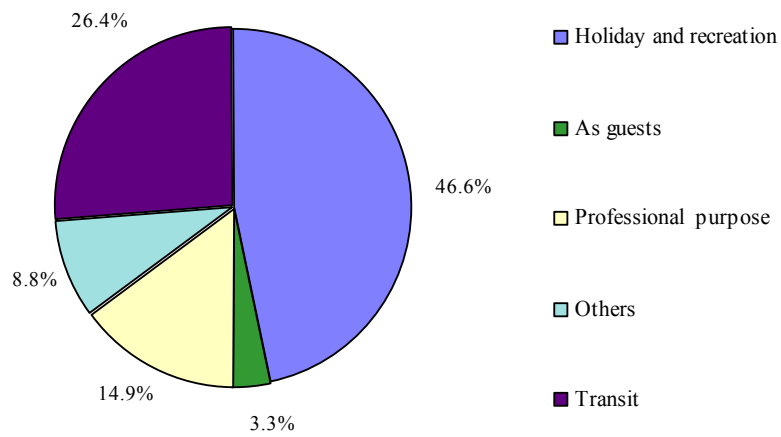
The visits of foreigners in the group “Other European countries”¹ were increased by 10.2%. The largest growth in the number of the arrivals of citizens was observed from Ukraine - by 24.9%, Russian Federation - by 22.4% and Serbia - by 16.4%.

In February 2011, arrivals by purpose holiday and recreation composed the greatest share of the total number of foreigners visited to Bulgaria - 46.6%, followed by visitors passing transit - 26.4%, professional purpose - 14.9%, other purposes - 8.8%, and visits as guests - 3.3%.

¹ Group of “Other European countries” include countries in Europe outside EU.



Figure 3. Structure of arrivals of visitors to Bulgaria from abroad by purpose of visit in February 2011





Methodological notes

Statistical data on the trips of Bulgarian citizens travelling abroad and visits by foreigners in Bulgaria are obtained on the basis of monthly information received from the Ministry of Interior and sample survey of the National Statistical Institute among Bulgarian and foreign citizens passing the border check points.

Data on the number of the trips of the citizens of the European Union are estimated on the basis of the information obtained from the Ministry of Interior and the airport authorities. Data on the number of citizens of “third countries” are obtained directly from the Ministry of Interior.

Data on the purposes of the trips are developed on the basis of the NSI’s regular monthly sample survey of passing Bulgarian and foreign citizens on the border check points.

TRIPS OF BULGARIAN RESIDENTS ABROAD BY PURPOSE OF VISIT AND BY COUNTRY OF DESTINATION IN FEBRUARY 2011

Country of destination	Total - number	Purpose of visit - number				II.2011 as % to II.2010
		Holiday and recreation	As guests	Professional	Others	
Total	246195	93995	63909	86027	2264	2.5
EU	138786	64856	10231	62698	1001	6.9
of which:						
Austria	4022	1844	195	1899	84	26.9
Belgium	1472	796	76	579	21	6.1
United Kingdom	4202	707	570	2925	-	4.9
Germany	8788	3550	329	4909	-	-3.2
Greece	82156	41861	7521	32121	653	8.3
Spain	3915	1136	7	2767	5	-8.7
Italy	3339	1384	-	1951	4	-17.3
Poland	1848	1128	184	526	10	3.2
Romania	23771	10838	991	11835	107	18.0
Hungary	838	163	175	429	71	4.5
France	1306	365	48	893	-	-6.5
Czech Rep.	562	118	27	417	-	-38.3
Sweden	73	9	3	53	8	-25.5
Other European countries	98805	24701	53606	20129	369	-9.1
Norway	18	15	1	2	-	-73.9
FYROM	17930	3760	7957	6193	20	-5.4
Russian Fed.	536	85	34	417	-	-8.7
Serbia	17008	11931	275	4794	8	-15.3
Turkey	62624	8782	45283	8252	307	-8.1
Ukraine	311	91	35	151	34	10.7
Switzerland	378	37	21	320	-	-29.1
Others	8604	4438	72	3200	894	84.5

**Arrivals of visitors from abroad to Bulgaria
by purpose of visit and by country of origin in February 2011**

Country of origin	Total number	Purpose of visit - number					II.2011 as % to II.2010
		Holiday and recreation	As guests	Professional	Others	Transit	
Total	291308	135778	9685	43430	25560	76855	6.6
EU	153291	85626	6647	35207	5563	20248	2.2
of which:							
Austria	4156	1253	87	1702	103	1011	8.2
Belgium	2340	1824	120	235	6	155	2.8
United Kingdom	16590	11889	913	1433	294	2061	2.7
Germany	8286	3372	1025	2734	216	939	10.1
Greece	47033	29664	1619	12722	860	2168	4.7
Spain	1909	909	145	497	100	258	3.7
Italy	5985	2334	714	1442	210	1285	1.8
Poland	4122	1400	265	967	501	989	-11.3
Romania	44078	22889	915	8710	2214	9350	3.8
Hungary	2204	651	65	720	349	419	-14.6
France	3684	2498	145	797	90	154	23.3
Czech Rep.	2092	1102	175	432	169	214	-14.7
Sweden	678	358	58	177	40	45	2.3
Other							
European countries	115150	41990	2594	5863	16755	47948	10.2
Norway	176	125	4	38	5	4	-9.7
FYROM	28664	19540	545	284	3940	4355	15.0
Russian Fed.	10177	5806	374	1657	1836	504	22.4
Serbia	19618	12469	391	143	1438	5177	16.4
Turkey	48748	2570	1165	3013	7536	34464	1.8
Ukraine	7334	1247	98	565	1995	3429	24.9
Switzerland	433	233	17	163	5	15	-0.7
Others	22867	8162	444	2360	3242	8659	22.0