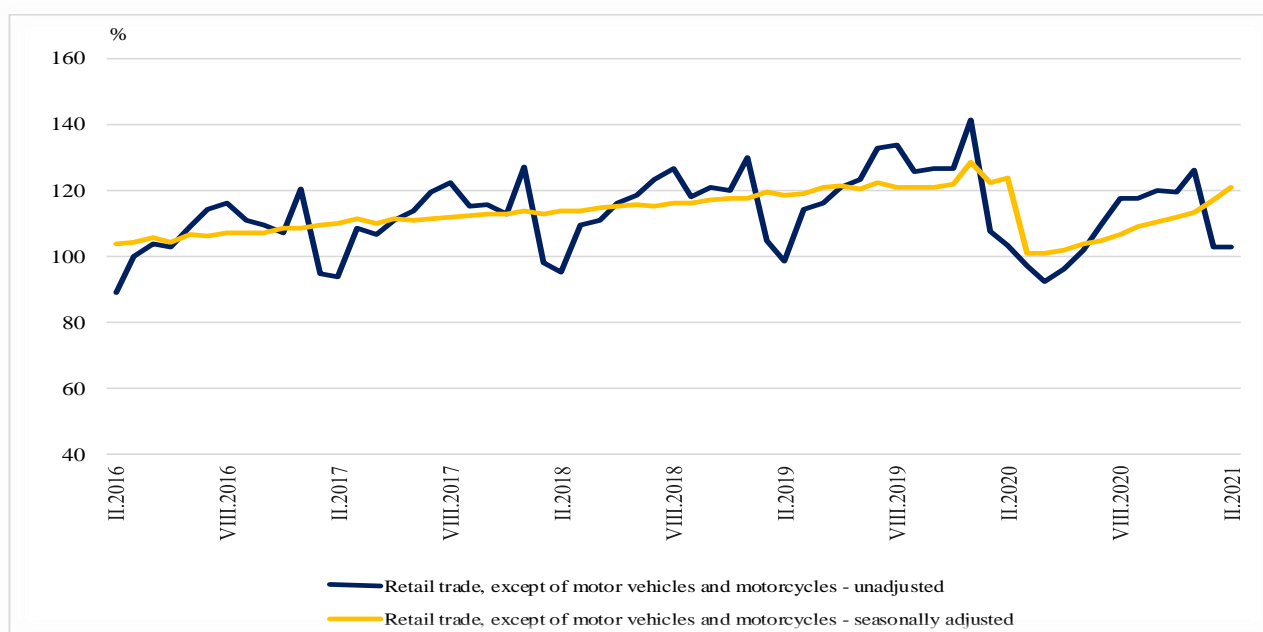


TURNOVER INDICES IN ‘RETAIL TRADE, EXCEPT OF MOTOR VEHICLES AND MOTORCYCLES’ IN FEBRUARY 2021^{1,2}

According to the preliminary seasonally adjusted data³ in February 2021 the turnover in ‘Retail trade, except of motor vehicles and motorcycles’ at constant prices increased by 3.0% compared to the previous month.

In February 2021, the working day adjusted⁴ turnover in ‘Retail trade, except of motor vehicles and motorcycles’ fell by 0.5% in comparison with the same month of the previous year.

**Figure 1. Turnover Indices in
 ‘Retail trade, except of motor vehicles and motorcycles’
 (2015 = 100)**



¹ Data for February 2021 are preliminary.

² The monthly turnover indices reflect the short-term changes in the value of this indicator between two compared periods at constant prices. The information may be used to assess the current situation and the trends in the development of the trade sector as well as for short-term forecasts. In order to calculate the indices trade enterprises are observed by using a representative sample that forms about 70% of the annual receipts of the observed aggregate. The monthly turnover indices are calculated with 2015 as a base year.

³ Seasonal adjustment is a statistical method, which eliminates the seasonal component of time series.

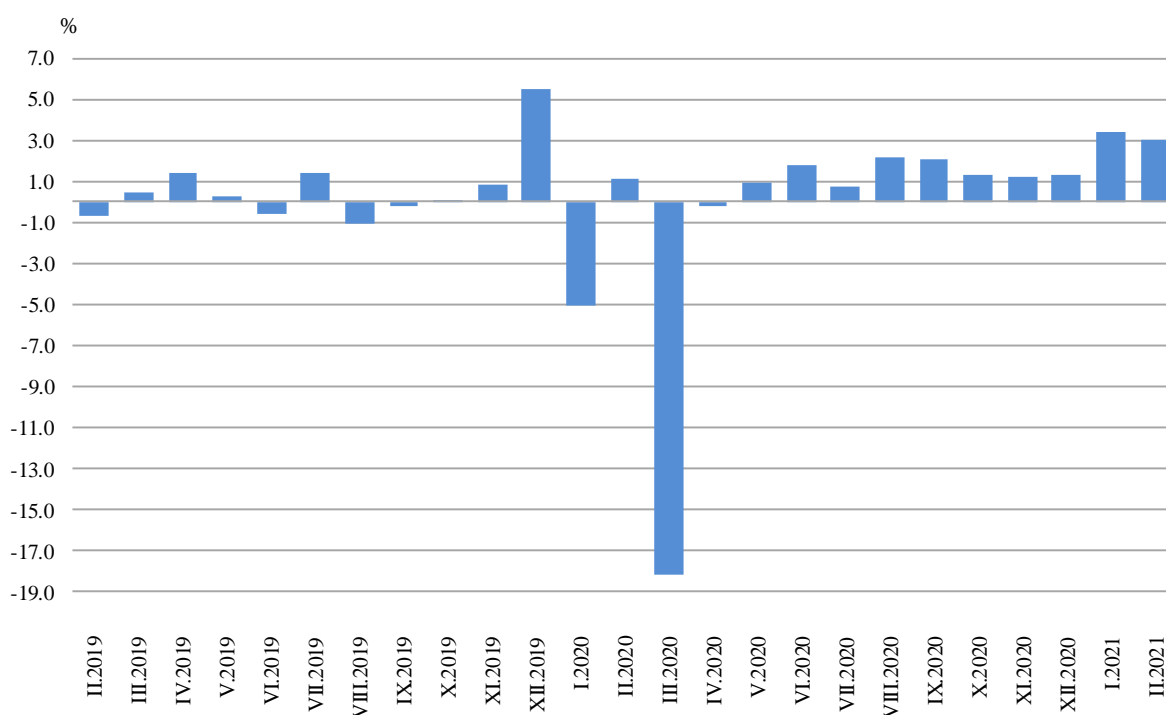
⁴ Working day adjustment is an adjustment for variations caused by calendar effects, different number of calendar and working days in the months, national holidays and outliers (for example the presence of more non-working days in May could contribute to the decline in the retail trade).

Monthly changes

In February 2021 compared to the previous month, increase of turnover was observed in ‘Retail sale of non-food products (except fuel)’ - by 7.4% and in the ‘Retail sale of automotive fuel in specialized stores’ - by 4.7%. Decrease was registered in the ‘Retail sale of food, beverages and tobacco’ - by 0.2%.

In the ‘Retail sale of non-food products except fuel’ major growth of turnover was registered in the ‘Retail sale of textiles, clothing, footwear and leather goods in specialised stores’ - by 44.8%, in the ‘Retail sale of computers, peripheral units and software; telecommunications equipment’ - by 9.5% and in the ‘Dispensing chemist; retail sale of medical and orthopaedic goods, cosmetic and toilet articles in specialised stores’ - by 8.6%.

Figure 2. Change of turnover in ‘Retail trade, except of motor vehicles and motorcycles’ compared to the previous month (Seasonally adjusted)

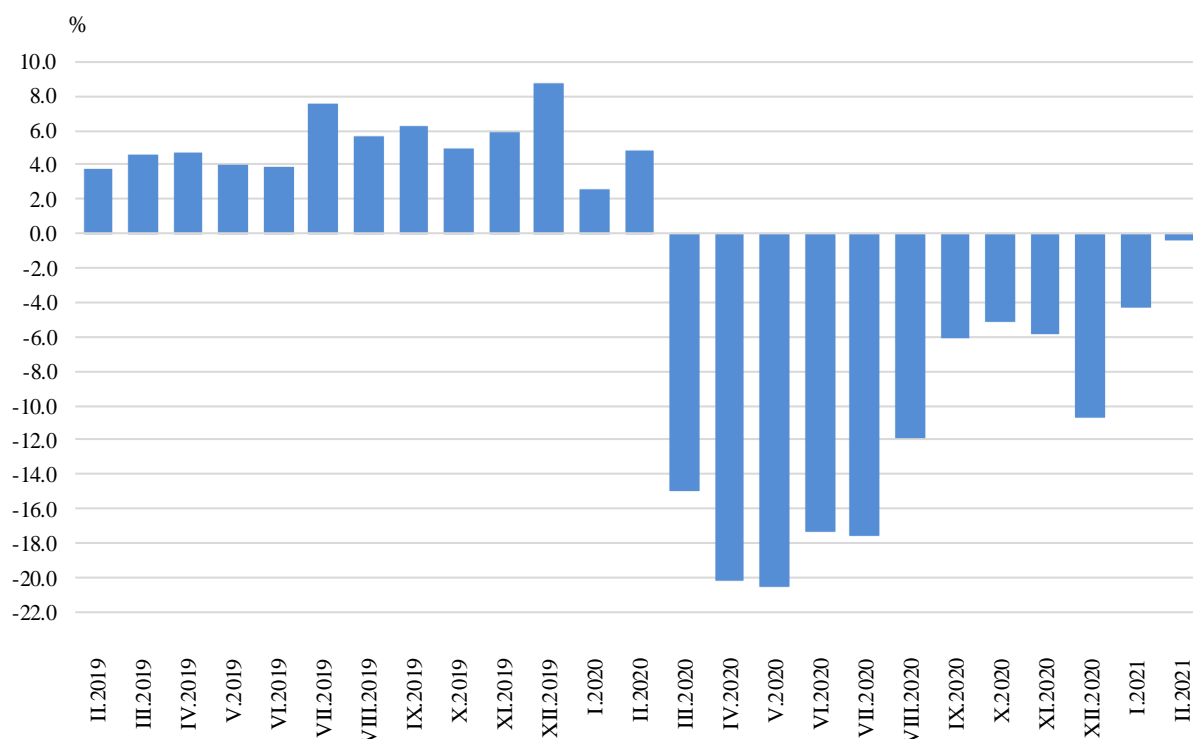


Annual changes

In February 2021 compared to the same month of 2020, drop of turnover was note in ‘Retail sale of automotive fuel in specialised stores’ (15.1%) and in ‘Retail sale of food, beverages and tobacco’ (0.6%), while in ‘Retail sale of non-food products, except fuel’ was seen a rise (4.7%).

More considerable growth of turnover in the ‘Retail sale of non-food products, except fuel’ was registered in the ‘Retail sale via mail order houses or via Internet’ - by 33.3%, in the ‘Retail sale of computers, peripheral units and software; telecommunications equipment’ - by 9.4% and in the ‘Retail sale of audio and video equipment; hardware, paints and glass; electrical household appliances’ - by 4.0%. Decrease was observed in the ‘Dispensing chemist; retail sale of medical and orthopaedic goods, cosmetic and toilet articles in specialised stores’ - by 1.4%.

Figure 3. Change of turnover in ‘Retail trade, except of motor vehicles and motorcycles’ compared to the same month of the previous year (Working day adjusted)



Annex

Table 1

**Change of turnover in
'Retail trade, except of motor vehicles and motorcycles' at constant prices
compared to the previous month¹**

(Per cent)

Economic activities	2020				2021	
	IX	X	XI	XII	I	II
Retail trade, except of motor vehicles and motorcycles	2.1	1.4	1.3	1.3	3.4	3.0
Retail sale of food, beverages and tobacco	5.1	0.3	-1.2	3.6	0.8	-0.2
Retail sale in non-specialised stores with food, beverages or tobacco predominating	3.8	0.5	-0.6	4.3	1.1	0.2
Retail sale of food, beverages and tobacco in specialised stores	14.3	-1.2	-4.7	-0.5	-0.9	-2.4
Retail sale of non-food products (except fuel)	3.6	3.0	3.2	-8.7	8.4	7.4
of which:						
Other retail sale in non-specialised stores	14.2	-0.4	-1.9	-0.6	-3.3	0.0
Retail sale of textiles, clothing, footwear and leather goods in specialised stores	5.5	1.8	-5.5	-27.4	27.1	44.8
Retail sale of audio and video equipment; hardware, paints and glass; electrical household appliances, etc. in specialised stores	2.0	1.4	2.5	-1.7	3.5	-0.1
Retail sale of computers, peripheral units and software; telecommunications equipment, etc. in specialised stores	2.2	4.4	0.9	-0.8	2.0	9.5
Dispensing chemist; retail sale of medical and orthopaedic goods, cosmetic and toilet articles in specialised stores	5.8	4.9	5.8	-17.6	6.1	8.6
Retail sale via mail order houses or via Internet	8.6	5.9	10.7	-11.4	-15.8	0.1
Retail sale of automotive fuel in specialised stores	2.5	-1.0	-0.5	-4.8	5.0	4.7

¹ Seasonally adjusted.

Table2

**Change of turnover in
'Retail trade, except of motor vehicles and motorcycles' at constant prices
compared to the same month of the previous year¹**

Economic activities	(Per cent)					
	2020				2021	
	IX	X	XI	XII	I	II
Retail trade, except of motor vehicles and motorcycles	-6.1	-5.1	-5.8	-10.7	-4.4	-0.5
Retail sale of food, beverages and tobacco	-10.4	-10.2	-14.2	-7.6	2.2	-0.6
Retail sale in non-specialised stores with food, beverages or tobacco predominating	-12.1	-12.0	-15.4	-8.0	2.7	0.5
Retail sale of food, beverages and tobacco in specialised stores	1.4	2.2	-5.8	-4.4	-1.5	-7.0
Retail sale of non-food products (except fuel)	0.4	2.5	3.2	-8.2	-2.9	4.7
of which:						
Other retail sale in non-specialised stores	6.5	7.8	2.3	3.3	-2.9	1.8
Retail sale of textiles, clothing, footwear and leather goods in specialised stores	-14.9	-13.4	-24.9	-46.1	-27.4	1.7
Retail sale of audio and video equipment; hardware, paints and glass; electrical household appliances, etc. in specialised stores	4.3	2.5	4.8	-3.1	6.1	4.0
Retail sale of computers, peripheral units and software; telecommunications equipment, etc. in specialised stores	-5.3	-3.1	-3.8	-3.5	-2.5	9.4
Dispensing chemist; retail sale of medical and orthopaedic goods, cosmetic and toilet articles in specialised stores	0.1	5.9	11.3	-14.3	-8.7	-1.4
Retail sale via mail order houses or via Internet	54.0	57.1	71.8	38.8	23.5	33.3
Retail sale of automotive fuel in specialised stores	-15.1	-16.4	-15.8	-27.0	-21.8	-15.1

¹ Working day adjusted.

Table 3

**Turnover Indices in 'Retail trade, except of motor vehicles and motorcycles'
at constant prices
(Seasonally adjusted, 2015 = 100)**

Economic activities	2020												2021	
	II	III	IV	V	VI	VII	VIII	IX	X	XI	XII	I	II	
Retail trade, except of motor vehicles and motorcycles	123.7	101.2	101.0	102.0	103.8	104.6	106.9	109.1	110.6	112.0	113.5	117.4	120.9	
Retail sale of food, beverages and tobacco	113.0	114.1	111.5	99.9	99.4	98.9	103.0	108.3	108.6	107.3	111.2	112.1	111.9	
Retail sale in non-specialised stores with food, beverages or tobacco predominating	110.3	112.0	111.6	97.9	96.8	96.3	100.7	104.5	105.0	104.4	108.9	110.1	110.3	
Retail sale of food, beverages and tobacco in specialised stores	132.6	129.8	110.4	114.2	118.2	118.0	119.5	136.6	134.9	128.6	128.0	126.8	123.8	
Retail sale of non-food products (except fuel)	138.1	104.2	104.9	109.0	113.2	115.6	120.6	124.9	128.6	132.7	121.1	131.3	141.0	
of which:														
Other retail sale in non-specialised stores	137.5	135.3	134.0	131.0	129.6	113.5	129.4	147.8	147.2	144.4	143.6	138.8	138.8	
Retail sale of textiles, clothing, footwear and leather goods in specialised stores	143.0	53.9	36.2	59.7	97.2	100.8	103.7	109.4	111.4	105.3	76.4	97.1	140.6	
Retail sale of audio and video equipment; hardware, paints and glass; electrical household appliances, etc. in specialised stores	141.9	99.7	108.5	121.7	127.3	132.6	137.6	140.3	142.3	145.9	143.4	148.4	148.3	
Retail sale of computers, peripheral units and software; telecommunications equipment, etc. in specialised stores	123.9	73.1	86.1	91.7	96.5	101.0	110.5	112.9	117.9	119.0	118.1	120.5	131.9	
Dispensing chemist; retail sale of medical and orthopaedic goods, cosmetic and toilet articles in specialised stores	114.2	117.1	97.1	87.7	92.2	95.6	100.2	106.0	111.2	117.6	96.9	102.8	111.6	
Retail sale via mail order houses or via Internet	271.5	269.1	299.1	316.7	331.4	346.6	382.9	415.8	440.4	487.5	431.9	363.7	364.0	
Retail sale of automotive fuel in specialised stores	110.7	69.6	66.8	71.4	83.0	85.6	87.0	89.2	88.3	87.9	83.7	87.9	92.0	

Table 4

**Turnover Indices in 'Retail trade, except of motor vehicles and motorcycles'
at constant prices
(Working day adjusted, 2015 = 100)**

Economic activities	2018	2019	2020										2021		
	II	II	II	III	IV	V	VI	VII	VIII	IX	X	XI	XII	I	II
Retail trade, except of motor vehicles and motorcycles	95.1	98.6	103.4	97.3	92.6	96.2	101.8	109.4	117.7	117.8	120.2	119.5	126.1	102.9	102.9
Retail sale of food, beverages and tobacco	97.9	96.4	98.8	113.7	108.1	100.7	99.8	102.8	112.8	109.1	110.2	104.4	126.0	104.5	98.2
Retail sale in non-specialised stores with food, beverages or tobacco predominating	97.2	94.1	96.0	111.4	107.1	98.1	96.4	99.2	109.6	105.5	106.7	101.3	123.4	102.5	96.5
Retail sale of food, beverages and tobacco in specialised stores	99.9	110.0	116.0	126.7	111.5	116.1	121.0	125.6	132.7	131.8	132.1	124.0	140.3	115.5	107.9
Retail sale of non-food products (except fuel)	100.9	103.8	112.9	97.2	93.8	103.2	111.0	119.5	128.9	133.6	140.7	147.2	146.5	113.7	118.2
of which:															
Other retail sale in non-specialised stores	94.8	112.7	115.7	130.2	120.5	119.9	120.0	125.9	153.0	160.3	153.6	146.8	163.6	118.7	117.8
Retail sale of textiles, clothing, footwear and leather goods in specialised stores	95.1	101.1	105.6	48.2	33.5	60.4	96.1	104.3	108.7	132.8	125.2	113.8	95.3	82.2	107.4
Retail sale of audio and video equipment; hardware, paints and glass; electrical household appliances, etc. in specialised stores	82.4	92.7	106.4	92.7	98.1	123.2	128.1	138.9	144.6	145.5	154.4	170.3	167.5	118.3	110.7
Retail sale of computers, peripheral units and software; telecommunications equipment, etc. in specialised stores	96.5	97.4	103.5	69.6	83.6	89.3	95.9	105.1	119.2	117.7	123.3	124.7	135.9	103.0	113.2
Dispensing chemist; retail sale of medical and orthopaedic goods, cosmetic and toilet articles in specialised stores	119.4	100.4	111.8	122.0	94.6	86.1	87.5	92.8	98.3	99.4	113.4	118.8	111.6	104.1	110.2
Retail sale via mail order houses or via Internet	168.9	249.2	272.7	272.9	292.0	302.2	316.3	322.7	348.4	393.7	442.8	542.8	513.6	366.8	363.5
Retail sale of automotive fuel in specialised stores	76.8	91.9	91.1	66.9	60.9	71.8	85.6	99.6	102.6	98.8	92.9	85.2	79.9	75.7	77.3