

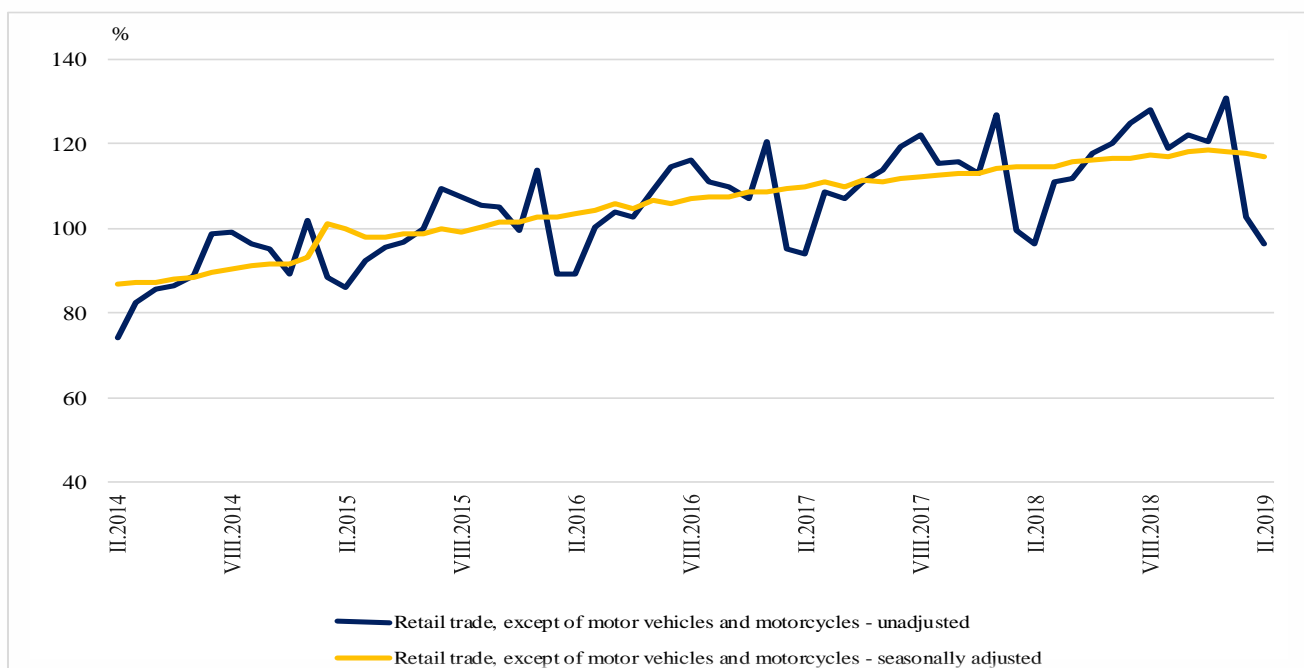


## TURNOVER INDICES IN ‘RETAIL TRADE, EXCEPT OF MOTOR VEHICLES AND MOTORCYCLES’ IN FEBRUARY 2019<sup>1,2</sup>

According to the preliminary seasonally adjusted data<sup>3</sup> in February 2019 the turnover in ‘**Retail trade, except of motor vehicles and motorcycles**’ at constant prices decreased by 0.6% compared to the previous month.

In February 2019, the working day adjusted<sup>4</sup> turnover in ‘**Retail trade, except of motor vehicles and motorcycles**’ remains almost unchanged in comparison with the same month of the previous year.

**Figure 1. Turnover Indices in ‘Retail trade, except of motor vehicles and motorcycles’ (2015 = 100)**



<sup>1</sup> Data for February 2019 are preliminary.

<sup>2</sup> The monthly turnover indices reflect the short-term changes in the value of this indicator between two compared periods at constant prices. The information may be used to assess the current situation and the trends in the development of the trade sector as well as for short-term forecasts. In order to calculate the indices trade enterprises are observed by using a representative sample that forms about 70% of the annual receipts of the observed aggregate. The monthly turnover indices are calculated with 2015 as a base year.

<sup>3</sup> Seasonal adjustment is a statistical method, which eliminates the seasonal component of time series.

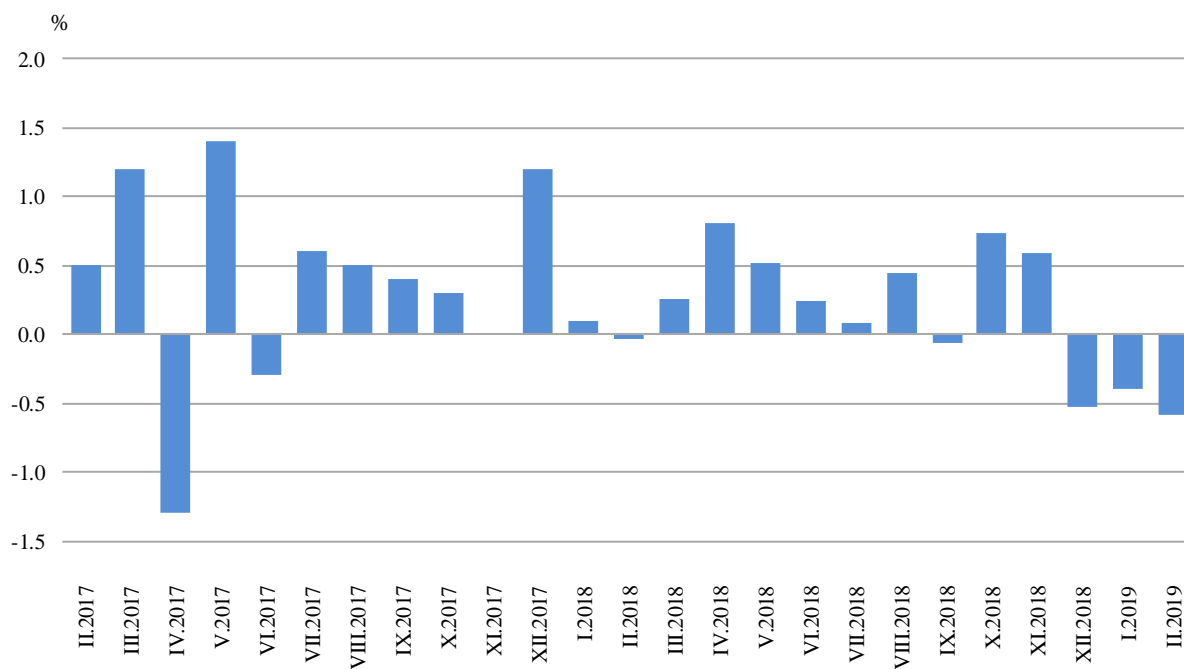
<sup>4</sup> Working day adjustment is an adjustment for variations caused by calendar effects, different number of calendar and working days in the months, national holidays and outliers (for example the presence of more non-working days in May could contribute to the decline in the retail trade).



## Monthly changes

In February 2019 compared to the previous month, more significant decline of turnover was observed in the 'Retail sale of audio and video equipment; hardware, paints and glass; electrical household appliances' by 5.6%, in the 'Dispensing chemist; retail sale of medical and orthopaedic goods, cosmetic and toilet articles' by 5.1% and in the 'Retail sale of food, beverages and tobacco' by 1.3%. An increase was reported in the 'Retail sale in non-specialised stores' - 0.9%.

**Figure 2. Change of turnover in 'Retail trade, except of motor vehicles and motorcycles' compared to the previous month (Seasonally adjusted)**

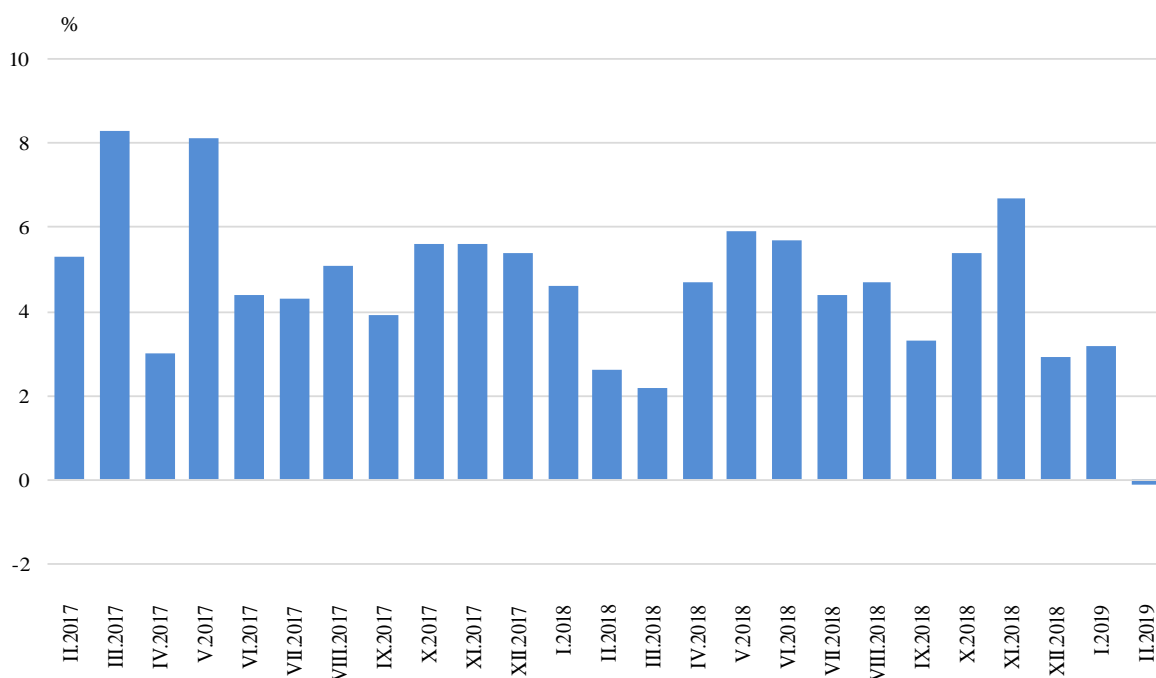




## Annual changes

In February 2019 compared to the same month of 2018, **the turnover** decreased in the ‘Dispensing chemist; retail sale of medical and orthopaedic goods, cosmetic and toilet articles’ by 9.2% and in the ‘Retail sale of food, beverages and tobacco’ by 7.9%. More essential growth was registered in the ‘Retail sale via mail order houses or via Internet’ - 16.2%, in the ‘Retail sale of automotive fuel’ - 13.2% and in the ‘Retail sale of audio and video equipment; hardware, paints and glass; electrical household appliances’ - 11.8% and in the ‘Retail sale in non-specialised stores’ - 11.5%.

**Figure 3. Change of turnover in ‘Retail trade, except of motor vehicles and motorcycles’ compared to the same month of the previous year (Working day adjusted)**





Annex

Table 1

**Change of turnover in  
'Retail trade, except of motor vehicles and motorcycles' at constant prices  
compared to the previous month<sup>1</sup>**

| Economic activities   | (Per cent)  |            |            |             |             |             |
|---|-------------|------------|------------|-------------|-------------|-------------|
|   | 2018        |            |            |             | 2019        |             |
|   | IX          | X          | XI         | XII         | I           | II          |
| <b>Retail trade, except of motor vehicles and motorcycles</b>   | <b>-0.1</b> | <b>0.7</b> | <b>0.6</b> | <b>-0.5</b> | <b>-0.4</b> | <b>-0.6</b> |
| Retail sale of food, beverages and tobacco  | -0.2        | 0.2        | 0.4        | -1.0        | -2.8        | -1.3        |
| Retail sale in non-specialised stores with food, beverages or tobacco predominating   | -0.2        | 0.9        | 1.3        | -1.8        | -9.7        | -1.8        |
| Retail sale of food, beverages and tobacco in specialised stores  | -1.1        | 1.2        | 0.5        | -1.7        | 1.7         | -0.9        |
| Retail sale of non-food products (except fuel)  | 0.1         | 0.9        | 0.6        | -1.2        | 1.0         | -1.0        |
| of which:   |             |            |            |             |             |             |
| Other retail sale in non-specialised stores   | 0.9         | 1.0        | 0.7        | -9.6        | 13.6        | 0.9         |
| Retail sale of textiles, clothing, footwear and leather goods in specialised stores   | 3.8         | -1.7       | 4.8        | -1.9        | 1.0         | -0.3        |
| Retail sale of audio and video equipment; hardware, paints and glass; electrical household appliances, etc. in specialised stores | 0.9         | 2.2        | -0.2       | -11.7       | 27.7        | -5.6        |
| Retail sale of computers, peripheral units and software; telecommunications equipment, etc. in specialised stores                 | -3.7        | -0.9       | 1.0        | -6.3        | 11.3        | -0.8        |
| Dispensing chemist; retail sale of medical and orthopaedic goods, cosmetic and toilet articles in specialised stores              | 0.4         | 4.1        | -0.5       | 3.5         | -12.9       | -5.1        |
| Retail sale via mail order houses or via Internet   | 1.8         | 4.5        | 0.7        | 1.8         | -0.5        | -0.8        |
| Retail sale of automotive fuel in specialised stores  | -2.5        | 2.9        | 3.0        | 4.4         | -0.5        | -0.2        |

<sup>1</sup> Seasonally adjusted.



**Table 2**

**Change of turnover in  
'Retail trade, except of motor vehicles and motorcycles' at constant prices  
compared to the same month of the previous year<sup>1</sup>**

(Per cent)

| Economic activities   | 2018       |            |            |            | 2019       |             |
|---|------------|------------|------------|------------|------------|-------------|
|   | IX         | X          | XI         | XII        | I          | II          |
| <b>Retail trade, except of motor vehicles and motorcycles</b>   | <b>3.3</b> | <b>5.4</b> | <b>6.7</b> | <b>2.9</b> | <b>3.2</b> | <b>-0.1</b> |
| Retail sale of food, beverages and tobacco  | 7.2        | 7.6        | 8.6        | 2.6        | -3.0       | -7.9        |
| Retail sale in non-specialised stores with food, beverages or tobacco predominating   | 9.2        | 9.3        | 10.6       | 4.3        | -3.8       | -9.0        |
| Retail sale of food, beverages and tobacco in specialised stores  | -6.3       | -4.0       | -4.7       | -9.5       | 3.8        | 1.4         |
| Retail sale of non-food products (except fuel)  | 3.7        | 6.2        | 5.7        | 0.1        | 6.4        | 2.0         |
| of which:   |            |            |            |            |            |             |
| Other retail sale in non-specialised stores   | 1.2        | 3.9        | 4.9        | -3.9       | 10.6       | 11.5        |
| Retail sale of textiles, clothing, footwear and leather goods in specialised stores   | 6.7        | 2.9        | 8.7        | 5.7        | 9.8        | 7.6         |
| Retail sale of audio and video equipment; hardware, paints and glass; electrical household appliances, etc. in specialised stores | 5.7        | 10.8       | 5.4        | -3.2       | 19.0       | 11.8        |
| Retail sale of computers, peripheral units and software; telecommunications equipment, etc. in specialised stores                 | -2.3       | -5.7       | -5.3       | -15.3      | -2.0       | 3.0         |
| Dispensing chemist; retail sale of medical and orthopaedic goods, cosmetic and toilet articles in specialised stores              | 12.0       | 17.1       | 15.3       | 20.7       | 4.5        | -9.2        |
| Retail sale via mail order houses or via Internet   | 6.5        | 18.5       | 15.9       | 14.1       | 13.7       | 16.2        |
| Retail sale of automotive fuel in specialised stores  | -5.0       | -0.9       | 5.5        | 12.9       | 9.4        | 13.2        |

<sup>1</sup> Working day adjusted.



**Table 3**

**Turnover Indices in ‘Retail trade, except of motor vehicles and motorcycles’  
at constant prices  
(Seasonally adjusted, 2015 = 100)**

| Economic activities   | 2018         |              |              |              |              |              |              |              |              |              |              | 2019         |              |
|---|--------------|--------------|--------------|--------------|--------------|--------------|--------------|--------------|--------------|--------------|--------------|--------------|--------------|
|   | II           | III          | IV           | V            | VI           | VII          | VIII         | IX           | X            | XI           | XII          | I            | II           |
| <b>Retail trade, except of motor vehicles and motorcycles</b>   | <b>114.5</b> | <b>114.8</b> | <b>115.7</b> | <b>116.3</b> | <b>116.6</b> | <b>116.7</b> | <b>117.2</b> | <b>117.1</b> | <b>118.0</b> | <b>118.7</b> | <b>118.1</b> | <b>117.6</b> | <b>116.9</b> |
| Retail sale of food, beverages and tobacco  | 117.4        | 118.6        | 118.4        | 119.8        | 120.3        | 119.9        | 120.3        | 120.0        | 120.2        | 120.6        | 119.4        | 116.1        | 114.6        |
| Retail sale in non-specialised stores with food, beverages or tobacco predominating   | 116.6        | 118.7        | 118.0        | 120.8        | 121.9        | 121.3        | 122.0        | 121.8        | 122.8        | 124.5        | 122.2        | 110.4        | 108.4        |
| Retail sale of food, beverages and tobacco in specialised stores  | 110.4        | 112.1        | 111.9        | 114.3        | 113.7        | 112.7        | 113.6        | 112.4        | 113.8        | 114.4        | 112.4        | 114.3        | 113.3        |
| Retail sale of non-food products (except fuel)  | 117.7        | 118.1        | 119.1        | 119.4        | 119.8        | 119.7        | 120.4        | 120.6        | 121.6        | 122.3        | 120.9        | 122.1        | 120.9        |
| of which:   |              |              |              |              |              |              |              |              |              |              |              |              |              |
| Other retail sale in non-specialised stores   | 115.0        | 115.8        | 117.2        | 117.7        | 117.5        | 117.9        | 118.7        | 119.7        | 121.0        | 121.8        | 110.1        | 125.1        | 126.2        |
| Retail sale of textiles, clothing, footwear and leather goods in specialised stores   | 114.2        | 116.5        | 117.3        | 116.7        | 119.0        | 119.0        | 116.6        | 121.1        | 119.0        | 124.7        | 122.3        | 123.5        | 123.1        |
| Retail sale of audio and video equipment; hardware, paints and glass; electrical household appliances, etc. in specialised stores | 115.4        | 115.8        | 116.7        | 118.3        | 118.6        | 119.9        | 121.4        | 122.4        | 125.1        | 124.9        | 110.2        | 140.7        | 132.8        |
| Retail sale of computers, peripheral units and software; telecommunications equipment, etc. in specialised stores                 | 105.6        | 102.1        | 107.6        | 108.0        | 107.3        | 104.6        | 108.3        | 104.3        | 103.3        | 104.4        | 97.9         | 108.9        | 108.0        |
| Dispensing chemist; retail sale of medical and orthopaedic goods, cosmetic and toilet articles in specialised stores              | 130.1        | 132.9        | 128.0        | 131.1        | 134.6        | 134.7        | 135.0        | 135.5        | 141.1        | 140.4        | 145.3        | 126.4        | 120.0        |
| Retail sale via mail order houses or via Internet   | 146.4        | 155.8        | 157.9        | 156.0        | 157.3        | 160.2        | 162.0        | 164.9        | 172.3        | 173.5        | 176.7        | 175.9        | 174.5        |
| Retail sale of automotive fuel in specialised stores  | 99.4         | 98.8         | 102.9        | 104.4        | 102.6        | 102.8        | 105.0        | 102.4        | 105.4        | 108.6        | 113.3        | 112.7        | 112.5        |



**Table 4**

**Turnover Indices in 'Retail trade, except of motor vehicles and motorcycles'  
at constant prices  
(Working day adjusted, 2015 = 100)**

| Economic activities   | 2016        | 2017        | 2018        |              |              |              |              |              |              |              |              |              |              |              | 2019        |  |
|---|-------------|-------------|-------------|--------------|--------------|--------------|--------------|--------------|--------------|--------------|--------------|--------------|--------------|--------------|-------------|--|
|   | II          | II          | II          | III          | IV           | V            | VI           | VII          | VIII         | IX           | X            | XI           | XII          | I            | II          |  |
| <b>Retail trade, except of motor vehicles and motorcycles</b>   | <b>89.3</b> | <b>94.0</b> | <b>96.4</b> | <b>111.0</b> | <b>111.9</b> | <b>117.7</b> | <b>120.2</b> | <b>124.7</b> | <b>127.9</b> | <b>119.1</b> | <b>122.0</b> | <b>120.6</b> | <b>130.7</b> | <b>102.6</b> | <b>96.4</b> |  |
| Retail sale of food, beverages and tobacco  | 94.6        | 97.7        | 103.1       | 118.5        | 115.4        | 123.6        | 124.7        | 129.4        | 132.6        | 118.6        | 121.2        | 117.5        | 131.7        | 103.3        | 95.0        |  |
| Retail sale in non-specialised stores with food, beverages or tobacco predominating   | 93.4        | 97.5        | 103.6       | 119.0        | 115.7        | 124.0        | 124.9        | 129.9        | 132.5        | 119.1        | 122.2        | 118.3        | 133.2        | 102.8        | 94.3        |  |
| Retail sale of food, beverages and tobacco in specialised stores  | 100.5       | 96.9        | 95.8        | 111.1        | 110.1        | 116.4        | 120.1        | 121.4        | 129.6        | 111.7        | 110.8        | 108.4        | 116.8        | 103.9        | 97.1        |  |
| Retail sale of non-food products (except fuel)  | 88.5        | 93.9        | 97.9        | 112.5        | 114.1        | 119.3        | 122.3        | 124.3        | 127.5        | 124.5        | 128.7        | 129.1        | 139.0        | 104.9        | 99.9        |  |
| of which:   |             |             |             |              |              |              |              |              |              |              |              |              |              |              |             |  |
| Other retail sale in non-specialised stores   | 86.2        | 91.5        | 88.6        | 106.8        | 108.0        | 121.2        | 125.7        | 138.8        | 140.6        | 128.3        | 117.5        | 119.3        | 124.2        | 101.9        | 98.7        |  |
| Retail sale of textiles, clothing, footwear and leather goods in specialised stores   | 85.8        | 93.8        | 86.9        | 107.1        | 117.3        | 118.9        | 118.9        | 120.7        | 118.2        | 135.5        | 123.3        | 132.7        | 155.6        | 100.7        | 93.5        |  |
| Retail sale of audio and video equipment; hardware, paints and glass; electrical household appliances, etc. in specialised stores | 77.8        | 76.5        | 81.4        | 102.6        | 111.0        | 120.9        | 123.3        | 127.0        | 130.6        | 128.4        | 140.1        | 139.2        | 139.7        | 91.9         | 91.0        |  |
| Retail sale of computers, peripheral units and software; telecommunications equipment, etc. in specialised stores                 | 82.1        | 86.0        | 86.3        | 94.3         | 102.0        | 105.4        | 112.1        | 109.7        | 117.2        | 110.8        | 106.9        | 107.9        | 113.9        | 93.9         | 89.0        |  |
| Dispensing chemist; retail sale of medical and orthopaedic goods, cosmetic and toilet articles in specialised stores              | 106.8       | 112.9       | 130.8       | 142.2        | 127.6        | 130.0        | 130.7        | 132.9        | 134.1        | 126.8        | 141.8        | 135.1        | 156.1        | 129.7        | 118.8       |  |
| Retail sale via mail order houses or via Internet   | 108.5       | 158.3       | 142.7       | 156.6        | 146.9        | 144.4        | 145.1        | 137.5        | 145.3        | 158.8        | 179.3        | 201.3        | 227.8        | 181.3        | 165.7       |  |
| Retail sale of automotive fuel in specialised stores  | 82.4        | 87.7        | 81.0        | 93.9         | 100.9        | 103.6        | 107.8        | 117.7        | 121.1        | 108.6        | 109.1        | 107.9        | 110.3        | 97.1         | 91.7        |  |