

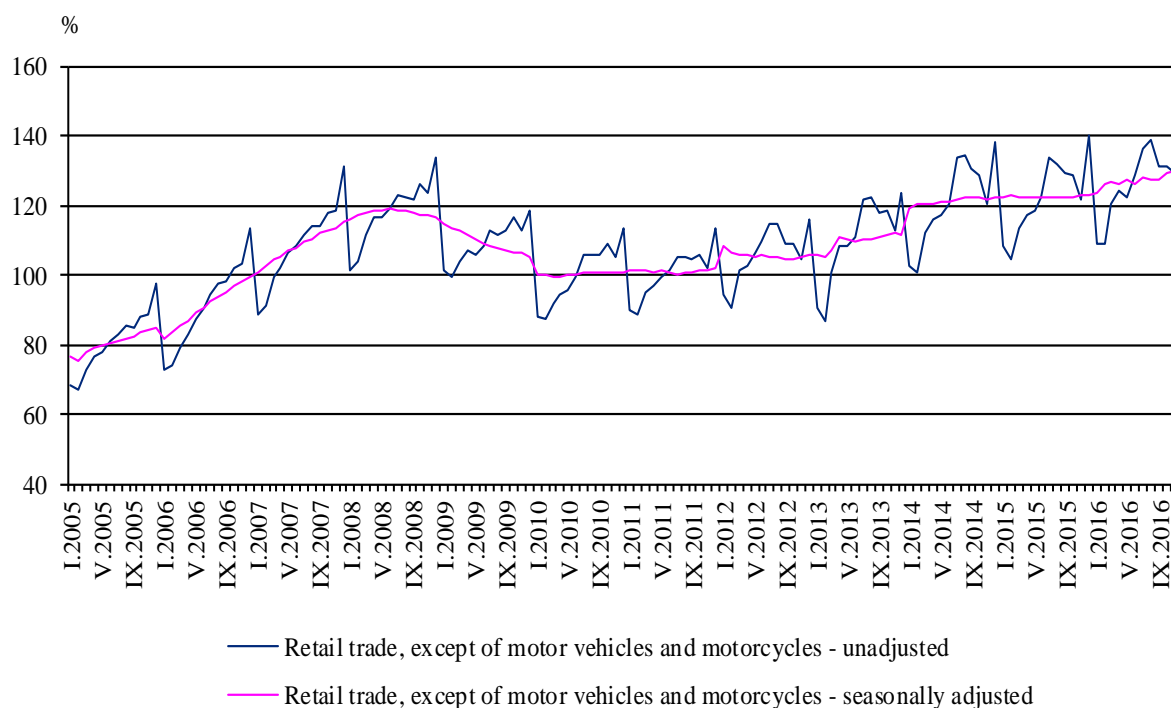


TURNOVER INDICES IN ‘RETAIL TRADE, EXCEPT OF MOTOR VEHICLES AND MOTORCYCLES’ IN NOVEMBER 2016^{1,2}

According to the preliminary seasonally adjusted data³ in November 2016 the turnover in ‘Retail trade, except of motor vehicles and motorcycles’ at constant prices increased by 0.9% compared to the previous month.

In November 2016, the working day adjusted⁴ turnover in ‘Retail trade, except of motor vehicles and motorcycles’ increased by 6.1% in comparison with the same month of the previous year.

**Figure 1. Turnover Indices in
‘Retail trade, except of motor vehicles and motorcycles’
(2010 = 100)**



¹ Data for November 2016 are preliminary.

² The monthly turnover indices reflect the short-term changes in the value of this indicator between two compared periods at constant prices. The information may be used to assess the current situation and the trends in the development of the trade sector as well as for short-term forecasts. In order to calculate the indices trade enterprises are observed by using a representative sample that forms about 70% of the annual receipts of the observed aggregate. The monthly turnover indices are calculated with 2010 as a base year.

³ Seasonal adjustment is a statistical method, which eliminates the seasonal component of time series.

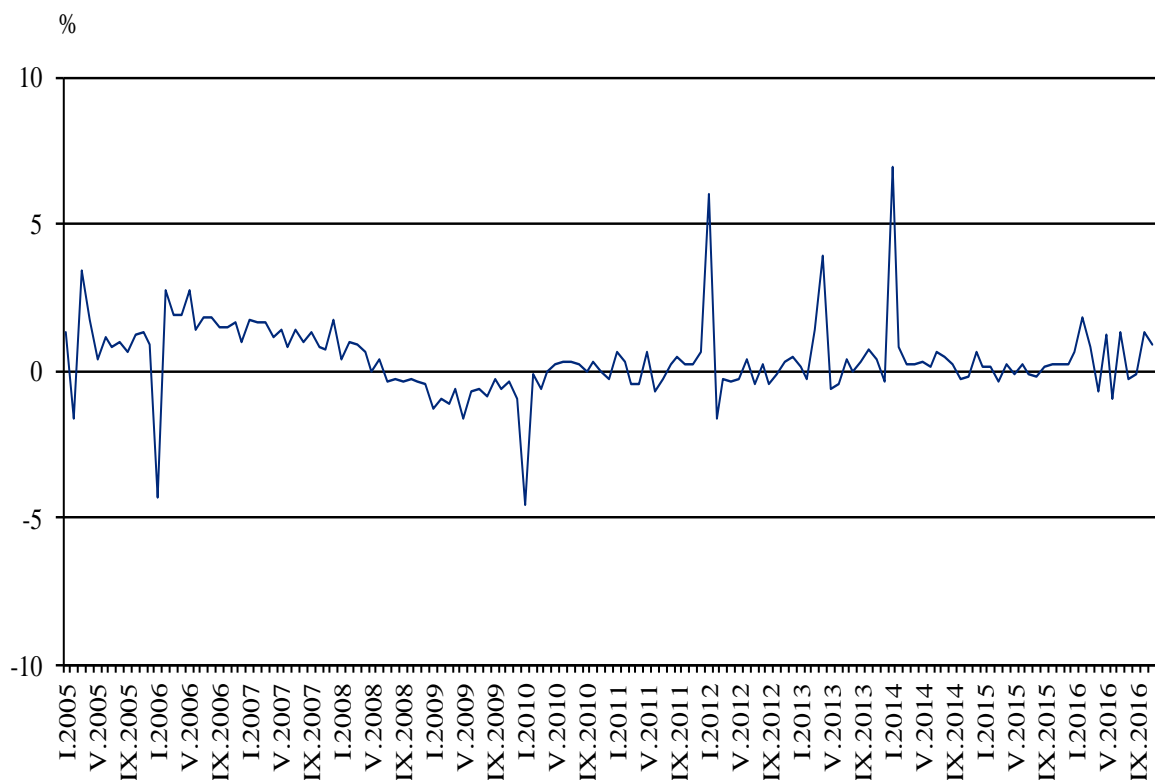
⁴ Working day adjustment is an adjustment for variations caused by calendar effects, different number of calendar and working days in the months, national holidays and outliers (for example the presence of more non-working days in May could contribute to the decline in the retail trade).



Monthly changes

In November 2016 compared to the previous month **the turnover** increased in the ‘Dispensing chemist; retail sale of medical and orthopaedic goods, cosmetic and toilet articles’ by 4.3%, in the ‘Retail sale of audio and video equipment; hardware, paints and glass; electrical household appliances’ and in the ‘Retail sale of computers, peripheral units and software; telecommunications equipment’ by 3.0%, in the ‘Retail sale of textiles, clothing, footwear and leather goods’ by 1.5% and in the ‘Retail sale of automotive fuel’ by 1.0%. A decrease was registered in the ‘Retail sale via mail order houses or via Internet’ - 3.0%, in the ‘Retail sale in non-specialised stores’ - 1.1% and in the ‘Retail sale of food, beverages and tobacco’ - 0.2%.

Figure 2. Change of turnover in ‘Retail trade, except of motor vehicles and motorcycles’ compared to the previous month (Seasonally adjusted)

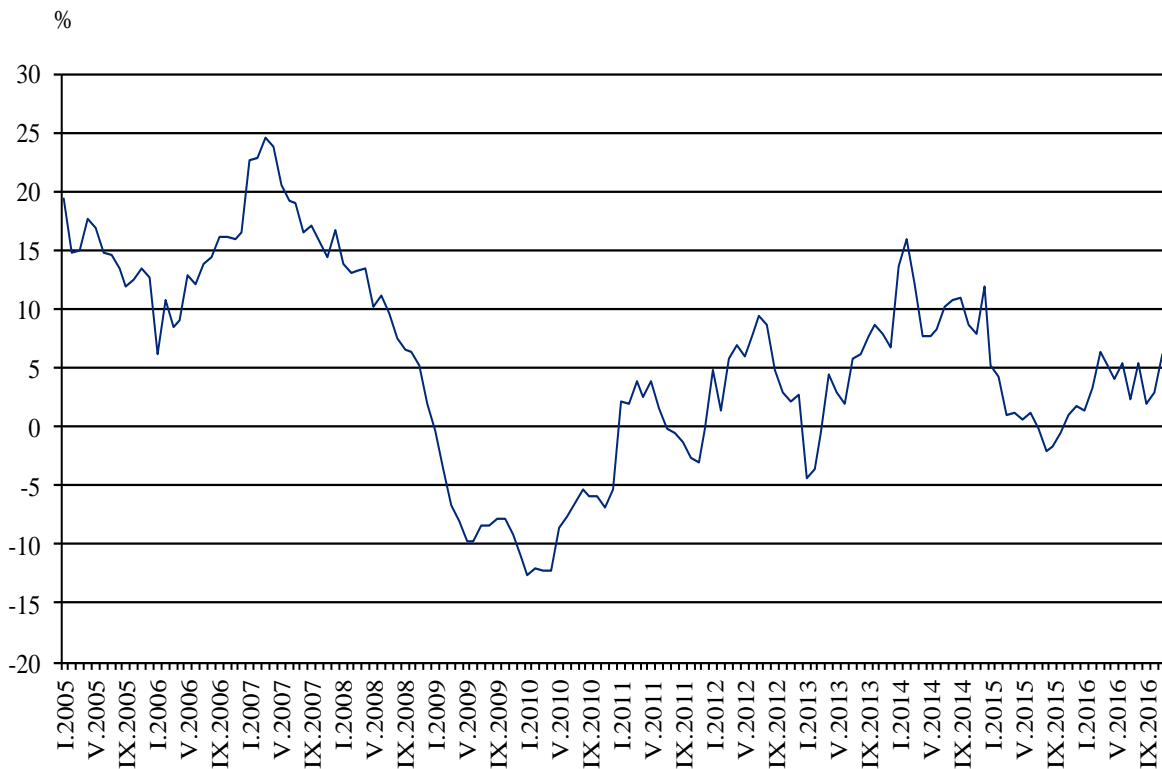




Annual changes

In November 2016 compared to the same month of 2015 **the turnover** increased more significantly in the ‘Retail sale of textiles, clothing, footwear and leather goods’ by 12.9%, in the ‘Retail sale of food, beverages and tobacco’ by 11.9%, in the ‘Retail sale of computers, peripheral units and software; telecommunications equipment’ by 10.2% and in the ‘Dispensing chemist; retail sale of medical and orthopaedic goods, cosmetic and toilet articles’ by 9.0%. A decrease was registered in the ‘Retail sale in non-specialised stores’ - 7.1%, in the ‘Retail sale via mail order houses or via Internet’ - 5.3% and in the ‘Retail sale of automotive fuel’ - 4.0%.

Figure 3. Change of turnover in ‘Retail trade, except of motor vehicles and motorcycles’ compared to the same month of the previous year (Working day adjusted)





Annex

Table 1

**Change of turnover in
'Retail trade, except of motor vehicles and motorcycles' at constant prices
compared to the previous month¹**

(Per cent)

Economic activities	2016					
	VI	VII	VIII	IX	X	XI
Retail trade, except of motor vehicles and motorcycles	-1.0	1.3	-0.3	-0.1	1.3	0.9
Retail sale of food, beverages and tobacco	-1.0	-0.3	-0.9	-0.4	0.5	-0.2
Retail sale in non-specialised stores with food, beverages or tobacco predominating	-0.8	-0.2	0.7	1.1	2.0	1.0
Retail sale of food, beverages and tobacco in specialised stores	-0.7	2.1	-0.5	-2.2	1.4	0.2
Retail sale of non-food products (except fuel)	-1.0	-0.8	0.6	-0.5	1.6	1.2
of which:						
Other retail sale in non-specialised stores	-0.3	-0.7	-0.1	-0.5	-2.0	-1.1
Retail sale of textiles, clothing, footwear and leather goods in specialised stores	0.8	-2.1	3.3	1.3	1.1	1.5
Retail sale of audio and video equipment; hardware, paints and glass; electrical household appliances, etc. in specialised stores	0.4	-1.6	-0.4	-2.2	2.1	3.0
Retail sale of computers, peripheral units and software; telecommunications equipment, etc. in specialised stores	0.9	-2.2	3.2	-0.5	4.8	3.0
Dispensing chemist; retail sale of medical and orthopaedic goods, cosmetic and toilet articles in specialised stores	1.3	0.9	1.9	-2.1	-0.4	4.3
Retail sale via mail order houses or via Internet	-4.4	0.0	9.3	-2.3	-1.0	-3.0
Retail sale of automotive fuel in specialised stores	0.3	-0.7	-1.2	-3.1	-1.0	1.0

¹ Seasonally adjusted.



Table 2

**Change of turnover in
'Retail trade, except of motor vehicles and motorcycles' at constant prices
compared to the same month of the previous year¹**

Economic activities	(Per cent)					
	2016					
	VI	VII	VIII	IX	X	XI
Retail trade, except of motor vehicles and motorcycles	5.4	2.3	5.3	2.0	2.9	6.1
Retail sale of food, beverages and tobacco	7.1	7.3	8.7	7.0	9.7	11.9
Retail sale in non-specialised stores with food, beverages or tobacco predominating	7.0	6.7	8.0	7.6	10.1	12.8
Retail sale of food, beverages and tobacco in specialised stores	6.2	11.3	14.1	4.3	6.6	6.7
Retail sale of non-food products (except fuel)	4.1	-1.8	2.6	-0.3	0.8	5.5
of which:						
Other retail sale in non-specialised stores	0.1	-1.7	-1.0	-1.6	-2.9	-7.1
Retail sale of textiles, clothing, footwear and leather goods in specialised stores	14.7	2.8	9.2	14.5	11.4	12.9
Retail sale of audio and video equipment; hardware, paints and glass; electrical household appliances, etc. in specialised stores	3.7	-3.0	0.7	-4.2	-3.7	4.1
Retail sale of computers, peripheral units and software; telecommunications equipment, etc. in specialised stores	0.6	-8.0	0.0	-4.7	3.8	10.2
Dispensing chemist; retail sale of medical and orthopaedic goods, cosmetic and toilet articles in specialised stores	6.9	6.2	9.9	6.2	0.5	9.0
Retail sale via mail order houses or via Internet	-2.1	-9.1	11.0	6.1	5.7	-5.3
Retail sale of automotive fuel in specialised stores	6.6	3.6	4.5	-1.1	-3.3	-4.0

¹ Working day adjusted.



Table 3

**Turnover Indices in 'Retail trade, except of motor vehicles and motorcycles'
at constant prices
(Seasonally adjusted, 2010 = 100)**

Economic activities	2015		2016										
	XI	XII	I	II	III	IV	V	VI	VII	VIII	IX	X	XI
Retail trade, except of motor vehicles and motorcycles	122.7	123.0	123.7	125.9	126.9	126.0	127.4	126.2	127.8	127.4	127.2	128.9	130.1
Retail sale of food, beverages and tobacco	128.8	128.5	151.5	150.4	149.4	147.6	144.8	143.3	142.9	141.6	141.0	141.7	141.4
Retail sale in non-specialised stores with food, beverages or tobacco predominating	130.6	130.8	151.4	149.7	148.6	144.4	141.2	140.0	139.8	140.8	142.2	145.1	146.6
Retail sale of food, beverages and tobacco in specialised stores	125.5	125.5	151.1	150.8	149.9	146.3	136.3	135.5	138.4	137.7	134.7	136.5	136.7
Retail sale of non-food products (except fuel)	119.8	119.3	119.1	119.1	119.4	120.7	123.2	122.0	121.1	121.7	121.2	123.1	124.6
of which:													
Other retail sale in non-specialised stores	125.0	124.4	123.2	123.5	122.4	122.6	124.7	124.3	123.5	123.3	122.8	120.4	119.0
Retail sale of textiles, clothing, footwear and leather goods in specialised stores	125.6	129.7	134.2	135.0	140.6	137.1	135.1	136.2	133.3	137.7	139.5	141.0	143.1
Retail sale of audio and video equipment; hardware, paints and glass; electrical household appliances, etc. in specialised stores	115.5	114.2	114.3	116.8	115.4	115.3	117.1	117.6	115.7	115.2	112.6	115.0	118.4
Retail sale of computers, peripheral units and software; telecommunications equipment, etc. in specialised stores	95.0	94.9	79.8	83.1	85.8	88.4	91.6	92.4	90.4	93.2	92.8	97.3	100.1
Dispensing chemist; retail sale of medical and orthopaedic goods, cosmetic and toilet articles in specialised stores	160.6	162.0	157.9	164.5	164.2	163.2	165.4	167.5	169.0	172.2	168.5	167.9	175.2
Retail sale via mail order houses or via Internet	231.6	232.7	219.3	219.1	226.8	238.3	232.5	222.3	222.4	243.1	237.4	235.1	228.0
Retail sale of automotive fuel in specialised stores	109.4	126.3	104.8	108.8	114.1	112.7	112.8	113.1	112.3	111.0	107.6	106.5	107.6



Table 4

**Turnover Indices in 'Retail trade, except of motor vehicles and motorcycles'
at constant prices
(Working day adjusted, 2010 = 100)**

Economic activities	2013	2014	2015		2016										
	XI	XI	XI	XII	I	II	III	IV	V	VI	VII	VIII	IX	X	XI
Retail trade, except of motor vehicles and motorcycles	112.2	121.0	122.0	140.9	109.2	108.4	120.6	123.6	122.3	128.7	136.4	138.7	131.0	131.6	129.4
Retail sale of food, beverages and tobacco	106.0	126.0	123.7	148.2	137.7	130.5	140.3	141.7	140.2	140.9	152.0	157.0	142.1	144.7	138.4
Retail sale in non-specialised stores with food, beverages or tobacco predominating	104.9	126.4	124.0	149.0	138.5	131.5	140.7	142.2	140.9	140.7	152.4	156.9	142.7	145.9	139.9
Retail sale of food, beverages and tobacco in specialised stores	112.4	123.0	122.5	144.7	132.7	125.7	138.3	139.8	134.1	141.1	150.3	157.7	137.8	136.7	130.7
Retail sale of non-food products (except fuel)	121.6	122.0	124.2	147.0	99.3	99.8	111.7	116.8	116.2	123.9	127.6	130.9	128.1	130.5	131.1
of which:															
Other retail sale in non-specialised stores	119.0	116.9	124.8	154.8	101.7	99.2	112.6	114.1	117.1	131.2	142.4	146.8	133.4	118.6	116.0
Retail sale of textiles, clothing, footwear and leather goods in specialised stores	122.0	133.9	124.2	173.3	111.3	104.8	119.0	135.9	131.6	139.8	139.4	146.1	156.6	148.9	140.3
Retail sale of audio and video equipment; hardware, paints and glass; electrical household appliances, etc. in specialised stores	121.7	122.4	126.6	149.8	83.5	84.9	98.8	108.7	108.0	120.5	126.8	124.8	121.7	130.3	131.8
Retail sale of computers, peripheral units and software; telecommunications equipment, etc. in specialised stores	107.6	95.9	93.2	110.4	68.8	73.2	82.4	86.9	85.9	94.3	93.5	99.2	100.6	100.6	102.7
Dispensing chemist; retail sale of medical and orthopaedic goods, cosmetic and toilet articles in specialised stores	135.2	146.3	157.9	175.8	159.3	161.2	167.3	163.0	161.8	161.0	166.7	174.2	163.0	169.3	172.1
Retail sale via mail order houses or via Internet	240.2	244.0	282.1	294.4	203.9	209.7	213.9	213.8	215.6	216.2	209.6	228.9	232.9	250.8	267.2
Retail sale of automotive fuel in specialised stores	98.8	111.0	114.8	112.4	87.0	89.2	109.4	110.1	108.1	121.5	132.9	127.6	120.3	113.2	110.2