

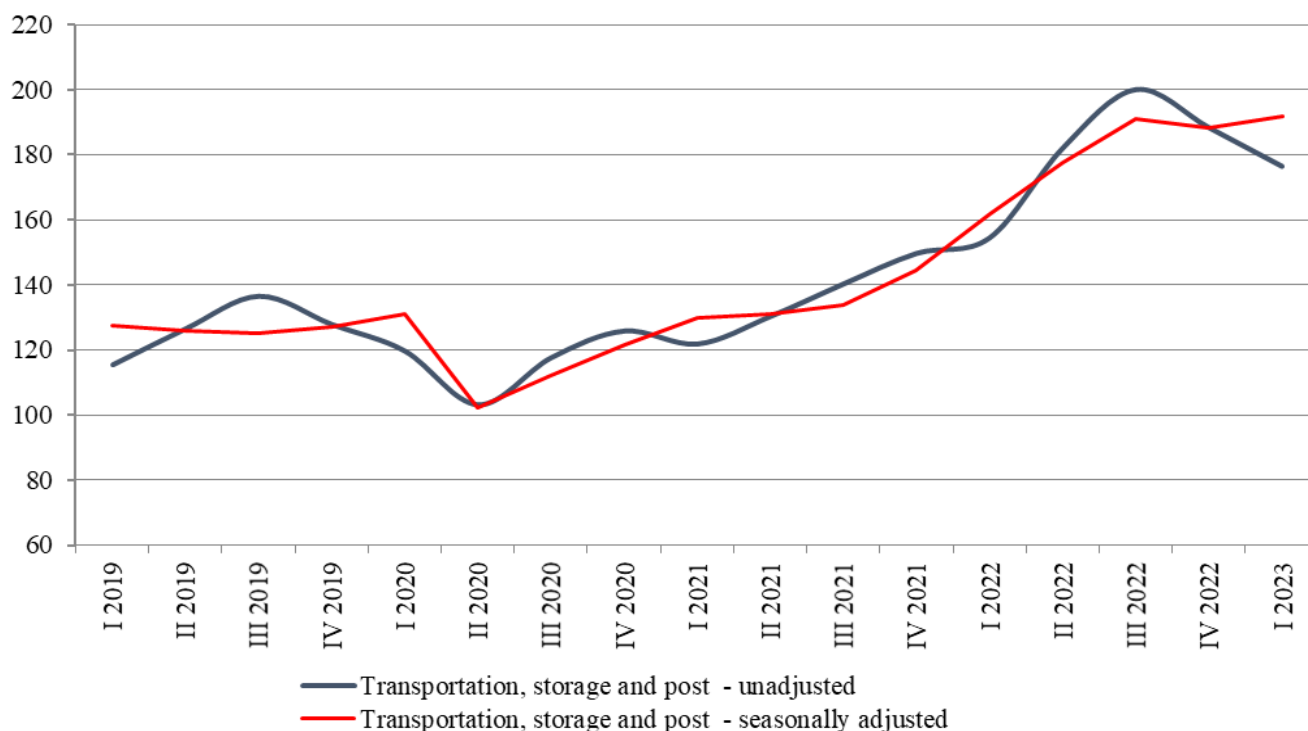
## TURNOVER INDICES IN SERVICES IN THE FIRST QUARTER OF 2023<sup>1</sup>

The turnover indices in services cover the activities included in the sections ‘**Transportation, storage and post**’, ‘**Information and communication**’ and ‘**Other business services**’.

### Quarterly changes

During the first quarter of 2023, the turnover index in the section ‘**Transportation, storage and post**’ increased by 1.2% compared to the previous quarter. The data are preliminary and seasonally adjusted. The largest rise was registered in Air transport - by 17.0%. A decrease was observed in Water transport - by 4.0%, and in Warehousing and support activities for transportation - by 0.8%.

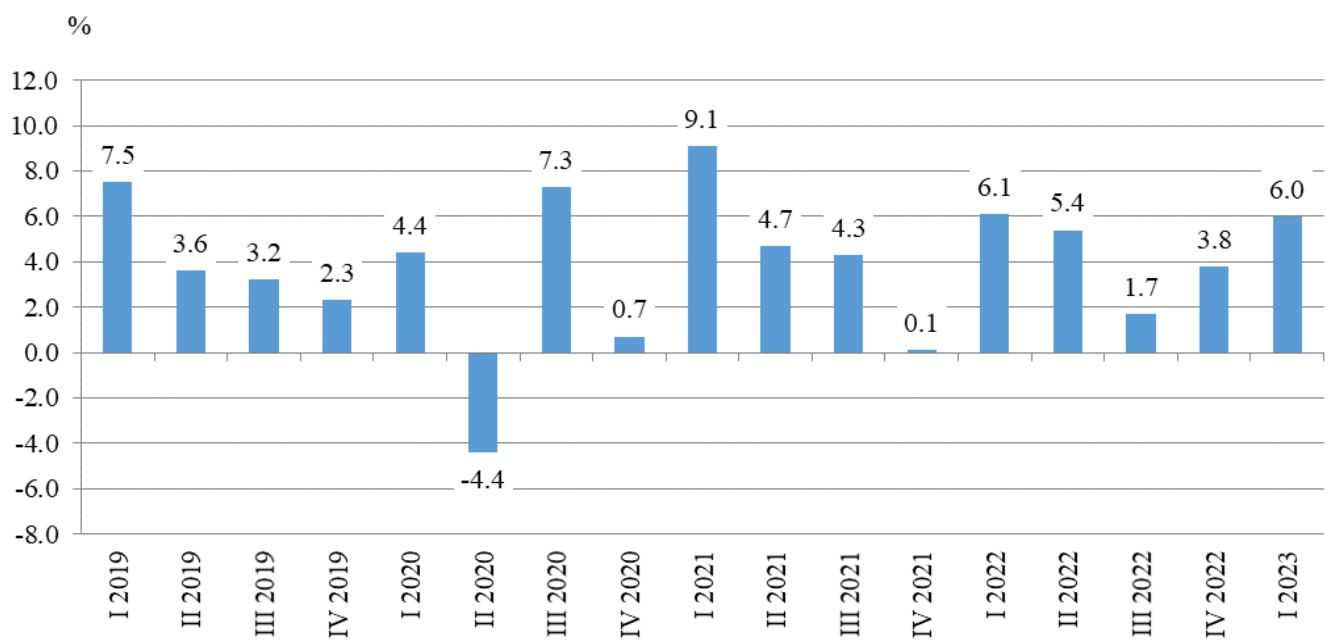
**Figure 1. Quarterly turnover indices in ‘Transportation, storage and post’ (2015 = 100)**



<sup>1</sup> Preliminary data.

The turnover index in the section **‘Information and communication’** increased by 6.0% compared to the fourth quarter of 2022. The largest increase was observed in Computer programming, consultancy and related activities (7.9%) and in Telecommunications (6.0%). A decline was seen in Motion picture, video and TV programme production, music publishing activities (4.8%) and in Publishing activities (1.3%).

**Figure 2. Changes of turnover indices in ‘Information and communication’ compared to the previous quarter (Seasonally adjusted)**



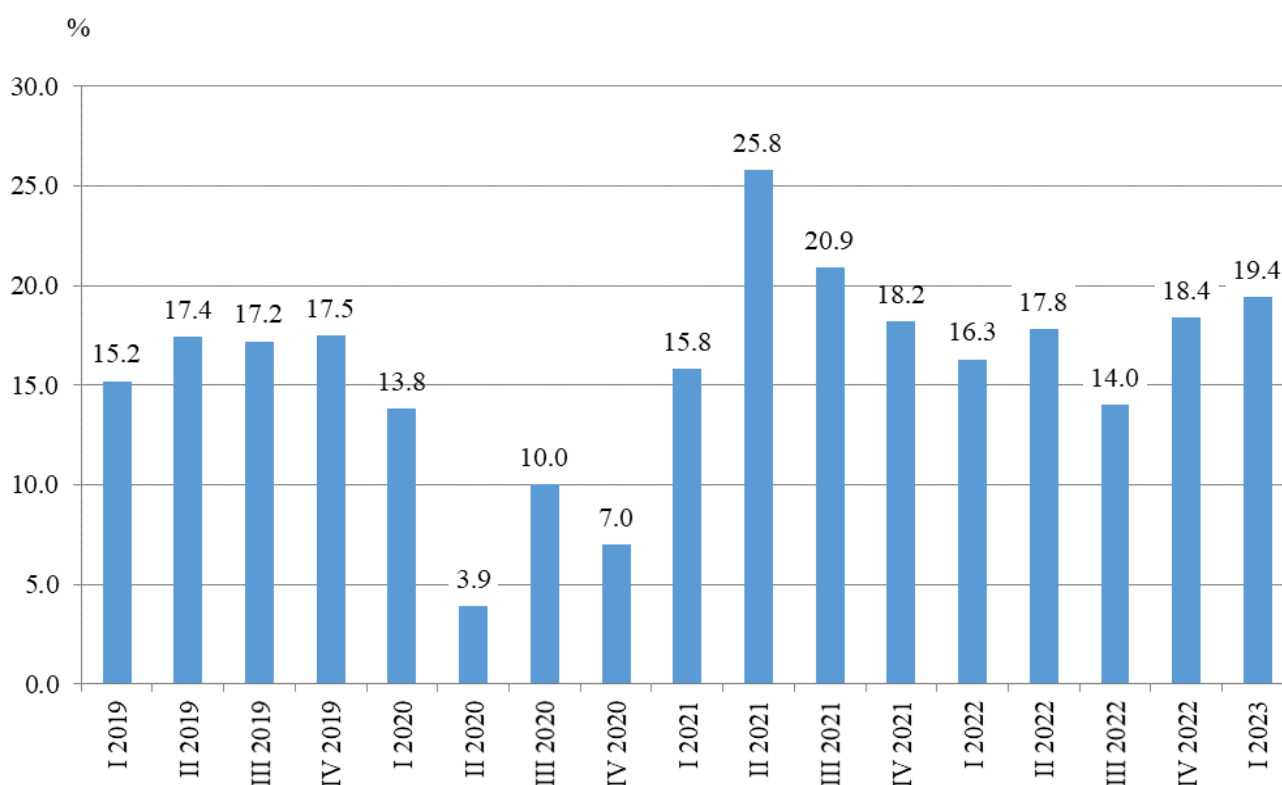
In **‘Other business services’**, the highest drop in comparison with the previous quarter was registered in Travel agency, tour operator and other reservation service and related activities - by 40.2%. A rise was seen in Cleaning activities - by 17.7%, and in Other professional, scientific and technical activities - by 10.4%.

### Annual changes

During the first quarter of 2023, the turnover index in the section **‘Transportation, storage and post’** increased by 13.8% compared to the same quarter of 2022. The data are preliminary and calendar-adjusted. The largest growth was observed in Air transport - by 80.8%, and in Water transport - by 59.6%.

The turnover index in the section **‘Information and communication’** rose by 19.4% compared to the first quarter of 2022. The most significant rise was seen in Computer programming, consultancy and related activities (23.0%) and in Telecommunications (15.3%).

**Figure 3. Changes of the turnover index in ‘Information and communication’ compared to the same quarter of the previous year (Calendar-adjusted)**



In **‘Other business services’**, the highest growth compared to the first quarter of 2022 was registered in Travel agency, tour operator and other reservation service and related activities - by 103.2%, and in Cleaning activities - by 51.8%.



## Methodological notes

Seasonal adjustment is a statistical method that eliminates the seasonal component of time series, and it is particularly suitable for long-term comparisons and analysis of the data.

Calendar-adjustment is an adjustment for variations caused by calendar effects, different number of calendar and working days in the months, national holidays and outliers.

More methodological information on the quarterly survey and data for the period 2021 - 2023 can be found on the NSI website in the section Business statistics: <http://www.nsi.bg/en/content/6874/quarterly-data>.

The time series have been recalculated according to the new base year and they can be downloaded from the INFOSTAT information system: [https://infostat.nsi.bg/infostat/pages/module.jsf?x\\_2=217](https://infostat.nsi.bg/infostat/pages/module.jsf?x_2=217).

Annex

Table 1

Changes of turnover indices in services<sup>1</sup>  
(Compared to the previous quarter)

(Per cent)

Economic activities	Eurostat code	Quarter of 2022				Quarter of 2023
		I	II	III	IV	I
<b>Transportation, storage and post - total</b>	<b>H</b>	<b>8.4</b>	<b>8.1</b>	<b>4.9</b>	<b>-0.1</b>	<b>1.2</b>
Land transport	H49	8.3	7.5	7.3	-0.3	0.7
Water transport	H50	-6.0	48.9	14.7	-2.5	-4.0
Air transport	H51	22.8	15.7	20.7	15.8	17.0
Warehousing and support activities for transportation	H52	9.3	8.4	-2.1	-2.6	-0.8
Postal and courier activities	H53	-0.9	3.2	6.8	3.7	4.0
<b>Information and communication</b>	<b>J</b>	<b>-1.8</b>	<b>5.6</b>	<b>2.2</b>	<b>4.1</b>	<b>6.0</b>
Publishing activities	J58	-12.1	9.0	-2.2	6.8	-1.3
Motion picture, video and TV programme production, music publishing activities	J59	6.0	5.7	6.4	6.7	-4.8
Programming and broadcasting activities	J60	0.8	1.0	1.7	2.1	2.7
Telecommunications	J61	-5.3	8.2	-4.8	5.5	6.0
Computer programming, consultancy and related activities	J62	-0.3	5.0	4.8	3.2	7.9
Information service activities	J63	-2.0	3.1	5.2	5.1	0.1
<b>Other business services</b>						
Legal, accounting and management consultancy activities	M69_702	2.7	4.3	2.8	6.9	3.8
Architectural and engineering activities; technical testing and analysis	M71	-3.8	5.0	5.2	1.4	8.2
Advertising and market research	M73	8.6	0.0	4.3	8.5	8.2
Other professional, scientific and technical activities	M74	4.3	6.9	-11.3	6.8	10.4
Employment activities	N78	-3.1	8.9	1.4	1.8	6.9
Travel agency, tour operator and other reservation service and related activities	N79	-5.6	214.2	-34.7	66.0	-40.2
Security and investigation activities	N80	7.4	2.1	4.0	2.0	0.9
Cleaning activities	N812	-11.5	18.6	-0.2	6.5	17.7
Office administrative, office support and other business support activities	N82	6.8	5.3	-0.9	8.0	-0.1

<sup>1</sup> Seasonally adjusted.



**Table 2**

**Changes of turnover indices in services<sup>1</sup>**  
**(Compared to the same quarter of the previous year)**

(Per cent)

Economic activities	Eurostat code	Quarter of 2022				Quarter of 2023
		I	II	III	IV	I
<b>Transportation, storage and post - total</b>	<b>H</b>	<b>21.7</b>	<b>34.8</b>	<b>36.7</b>	<b>21.5</b>	<b>13.8</b>
Land transport	H49	17.3	26.8	33.7	23.8	16.4
Water transport	H50	1.5	57.0	66.4	56.6	59.6
Air transport	H51	35.0	176.8	126.0	92.7	80.8
Warehousing and support activities for transportation	H52	34.4	45.4	33.0	12.6	2.2
Postal and courier activities	H53	9.1	13.7	18.2	13.3	18.9
<b>Information and communication</b>	<b>J</b>	<b>7.4</b>	<b>9.2</b>	<b>6.3</b>	<b>10.3</b>	<b>19.4</b>
Publishing activities	J58	19.5	24.2	-14.0	0.8	12.4
Motion picture, video and TV programme production, music publishing activities	J59	19.2	30.8	12.3	28.2	13.4
Programming and broadcasting activities	J60	5.1	4.7	5.6	5.3	8.3
Telecommunications	J61	1.4	6.1	-2.4	3.0	15.3
Computer programming, consultancy and related activities	J62	8.0	8.9	11.5	12.9	23.0
Information service activities	J63	17.8	12.8	8.5	11.7	13.9
<b>Other business services</b>						
Legal, accounting and management consultancy activities	M69_702	8.5	10.5	-1.2	27.5	24.4
Architectural and engineering activities; technical testing and analysis	M71	2.5	5.7	12.8	4.4	24.8
Advertising and market research	M73	33.4	10.5	10.6	22.7	24.0
Other professional, scientific and technical activities	M74	20.8	21.7	-3.2	5.5	12.0
Employment activities	N78	12.4	27.1	16.6	4.8	20.8
Travel agency, tour operator and other reservation service and related activities	N79	96.0	165.6	70.2	221.4	103.2
Security and investigation activities	N80	6.3	5.8	11.0	15.9	9.5
Cleaning activities	N812	4.0	20.7	8.6	10.2	51.8
Office administrative, office support and other business support activities	N82	30.7	29.3	11.2	23.0	12.4

<sup>1</sup> Calendar-adjusted.



Table 3

**Turnover indices in services - seasonally adjusted  
(2015 = 100)**

Economic activities	Eurostat code	Quarter of 2022				Quarter of 2023
		I	II	III	IV	I
<b>Transportation, storage and post - total</b>	<b>H</b>	<b>167.0</b>	<b>180.6</b>	<b>189.5</b>	<b>189.4</b>	<b>191.7</b>
Land transport	H49	155.6	167.2	179.4	178.9	180.1
Water transport	H50	114.5	170.5	195.6	190.7	183.0
Air transport	H51	105.0	121.5	146.6	169.7	198.5
Warehousing and support activities for transportation	H52	206.3	223.7	219.1	213.3	211.6
Postal and courier activities	H53	195.5	201.8	215.5	223.4	232.4
<b>Information and communication</b>	<b>J</b>	<b>214.4</b>	<b>226.4</b>	<b>231.4</b>	<b>240.8</b>	<b>255.2</b>
Publishing activities	J58	132.1	144.0	140.8	150.4	148.5
Motion picture, video and TV programme production, music publishing activities	J59	161.5	170.7	181.6	193.8	184.5
Programming and broadcasting activities	J60	142.2	143.6	146.1	149.1	153.1
Telecommunications	J61	145.9	157.9	150.3	158.6	168.1
Computer programming, consultancy and related activities	J62	284.6	298.9	313.2	323.3	348.9
Information service activities	J63	264.4	272.5	286.7	301.2	301.4
<b>Other business services</b>						
Legal, accounting and management consultancy activities	M69_702	154.6	161.3	165.8	177.2	184.0
Architectural and engineering activities; technical testing and analysis	M71	115.7	121.5	127.8	129.6	140.2
Advertising and market research	M73	141.2	141.2	147.3	159.8	172.9
Other professional, scientific and technical activities	M74	201.6	215.5	191.2	204.2	225.4
Employment activities	N78	139.6	152.0	154.2	157.0	167.8
Travel agency, tour operator and other reservation service and related activities	N79	77.4	243.2	158.7	263.4	157.4
Security and investigation activities	N80	149.4	152.5	158.6	161.8	163.2
Cleaning activities	N812	146.4	173.6	173.2	184.5	217.2
Office administrative, office support and other business support activities	N82	284.1	299.1	296.4	320.2	320.0

Table 4

**Turnover indices in services - calendar-adjusted  
(2015 = 100)**

Economic activities	Eurostat code	Quarter of 2022				Quarter of 2023
		I	II	III	IV	I
<b>Transportation, storage and post - total</b>	<b>H</b>	<b>155.4</b>	<b>182.7</b>	<b>199.6</b>	<b>188.9</b>	<b>176.9</b>
Land transport	H49	148.5	167.6	181.8	183.2	172.9
Water transport	H50	97.8	174.7	220.5	191.0	156.1
Air transport	H51	56.7	135.9	236.2	114.1	102.5
Warehousing and support activities for transportation	H52	190.6	228.1	233.5	210.3	194.7
Postal and courier activities	H53	192.4	200.1	206.0	238.7	228.7
<b>Information and communication</b>	<b>J</b>	<b>203.4</b>	<b>223.4</b>	<b>221.8</b>	<b>265.3</b>	<b>242.8</b>
Publishing activities	J58	110.7	132.1	165.6	163.1	124.4
Motion picture, video and TV programme production, music publishing activities	J59	127.3	163.0	176.8	252.5	144.4
Programming and broadcasting activities	J60	129.5	147.8	125.5	177.4	140.3
Telecommunications	J61	139.0	156.4	152.8	164.9	160.3
Computer programming, consultancy and related activities	J62	273.3	294.6	293.6	358.3	336.1
Information service activities	J63	256.6	272.0	261.3	337.8	292.2
<b>Other business services</b>						
Legal, accounting and management consultancy activities	M69_702	137.1	168.4	158.4	194.7	170.6
Architectural and engineering activities; technical testing and analysis	M71	105.8	109.4	121.0	150.5	132.0
Advertising and market research	M73	121.3	139.9	139.6	188.3	150.4
Other professional, scientific and technical activities	M74	194.9	212.2	180.2	224.5	218.3
Employment activities	N78	133.8	153.3	150.7	161.2	161.6
Travel agency, tour operator and other reservation service and related activities	N79	58.8	146.6	309.3	186.1	119.5
Security and investigation activities	N80	143.3	150.8	160.5	168.0	156.9
Cleaning activities	N812	134.2	178.0	179.7	183.0	203.7
Office administrative, office support and other business support activities	N82	281.5	303.3	288.7	327.1	316.4