

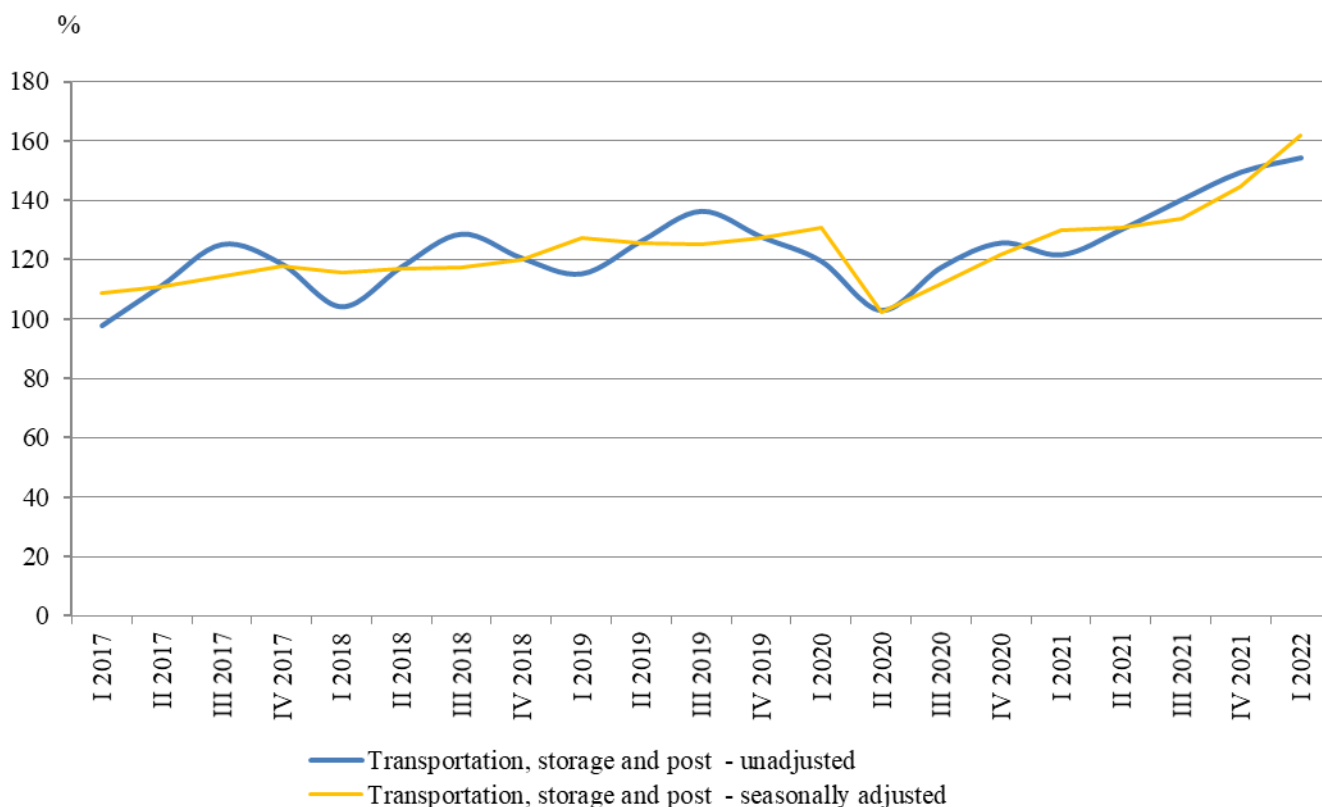
TURNOVER INDICES IN SERVICES IN THE FIRST QUARTER OF 2022¹

The turnover indices in services cover the activities included in the sections ‘**Transportation, storage and post**’, ‘**Information and communication**’ and ‘**Other business services**’.

Quarterly changes

According to the preliminary data in the first quarter of 2022, the total turnover index in the section ‘**Transportation, storage and post**’, calculated on the basis of seasonally adjusted data, increased by 9.6% compared to the fourth quarter of 2021. A rise was observed in all activities in the sector, while the highest growth was in Warehousing and support activities for transportation - by 17.8% and Land transport - by 7.3%.

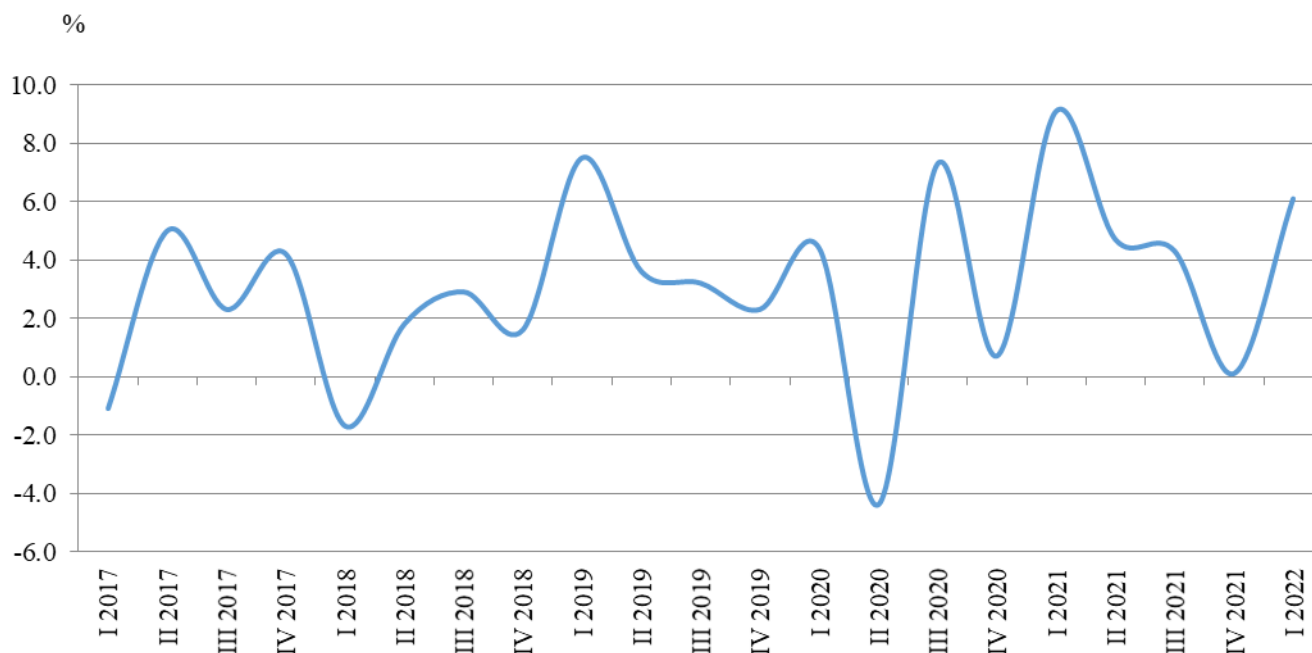
Figure 1. Quarterly turnover indices in ‘Transportation, storage and post’ (2015 = 100)



¹ Preliminary data.

The total turnover index for the section **‘Information and communication’** increased by 6.1% compared to the fourth quarter of 2021. The largest increase was observed in Computer programming, consultancy and related activities (10.7%). A decrease was registered in Publishing activities (4.2%).

Figure 2. Changes of turnover indices in ‘Information and communication’ compared to the previous quarter (Seasonally adjusted)



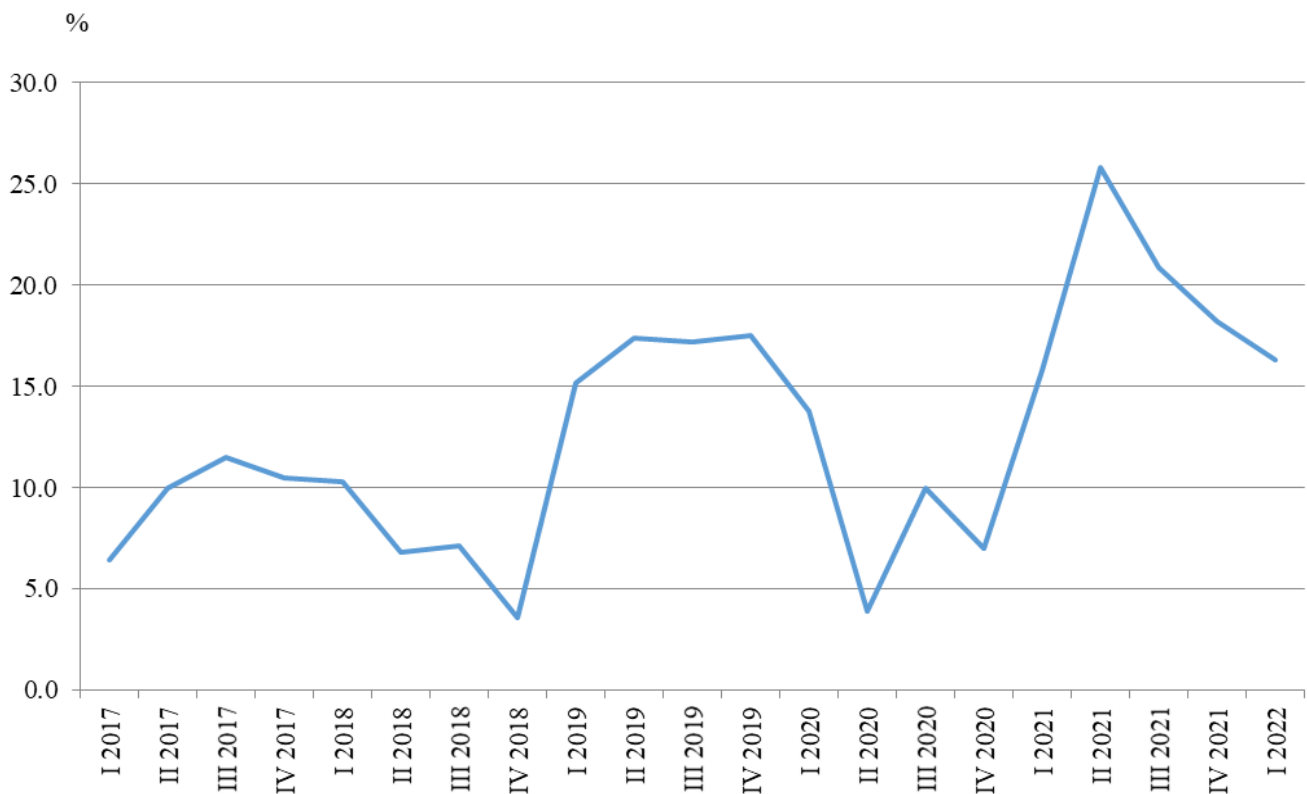
In **‘Other business services’**, the highest rise in comparison with the previous quarter was registered in Other professional, scientific and technical activities - by 15.7% and Travel agency, tour operator and other reservation service and related activities - by 13.3%, while the highest decrease was seen in Cleaning activities - by 5.6% and Legal, accounting and management consultancy activities - by 4.8%.

Annual changes

During the first quarter of 2022, the total turnover index, calendar adjusted, in the section **‘Transportation, storage and post’** increased by 26.8% compared to the same quarter of 2021. The largest growth was observed in Air transport - by 52.8% and Warehousing and support activities for transportation - by 46.4%.

The total calendar adjusted turnover index in the section ‘**Information and communication**’ rose by 16.3% compared to the first quarter of 2021. The most significant growth was seen in Motion picture, video and TV programme production, music publishing activities - by 33.7% and Information service activities - by 26.7%.

Figure 3. Changes of the turnover index in ‘Information and communication’ compared to the same quarter of the previous year (Calendar adjusted)



In ‘**Other business services**’, the largest growth compared to the first quarter of 2021 was observed in Travel agency, tour operator and other reservation service and related activities - by 104.9%, while a decrease was seen only in Legal, accounting and management consultancy activities - by 0.9%.



Methodological notes

Seasonal adjustment is a statistical method that eliminates the seasonal component of time series, and it is particularly suitable for long-term comparisons and analysis of the data.

Calendar adjustment is an adjustment for variations caused by calendar effects, different number of calendar and working days in the months, national holidays and outliers.

More methodological information on the quarterly survey and data for the period 2020 - 2022 can be found on the NSI website in the section Business statistics: <http://www.nsi.bg/en/content/6874/quarterly-data>.

The time series have been recalculated according to the new base year and they can be downloaded from the INFOSTAT information system: https://infostat.nsi.bg/infostat/pages/module.jsf?x_2=217.

Annex

Table 1

Changes of turnover indices in services¹
(Compared to the previous quarter)

(Per cent)

Economic activities	Eurostat code	Quarter of 2021				Quarter of 2022
		I	II	III	IV	I
Transportation, storage and post - total	H	0.4	2.4	3.2	8.5	9.6
Land transport	H49	0.5	2.2	2.7	5.3	7.3
Water transport	H50	-4.8	0.5	8.9	1.7	0.1
Air transport	H51	9.9	-7.6	1.2	53.7	0.1
Warehousing and support activities for transportation	H52	-2.2	5.0	4.2	12.5	17.8
Postal and courier activities	H53	8.0	-1.5	3.7	7.5	0.2
Information and communication	J	1.6	4.6	3.5	0.9	6.1
Publishing activities	J58	4.2	10.5	16.1	3.1	-4.2
Motion picture, video and TV programme production, music publishing activities	J59	16.9	7.0	12.5	4.3	3.1
Programming and broadcasting activities	J60	6.9	-1.1	2.7	1.5	-0.3
Telecommunications	J61	1.1	3.7	1.9	0.0	-0.4
Computer programming, consultancy and related activities	J62	1.5	4.6	2.5	0.8	10.7
Information service activities	J63	-3.3	7.7	9.8	2.3	4.7
Other business services						
Legal, accounting and management consultancy activities	M69_702	11.0	4.0	4.3	-1.6	-4.8
Architectural and engineering activities; technical testing and analysis	M71	3.3	4.5	2.9	1.2	-0.6
Advertising and market research	M73	8.6	12.3	4.8	1.5	5.8
Other professional, scientific and technical activities	M74	-11.7	7.1	7.1	-1.3	15.7
Employment activities	N78	1.7	5.2	4.4	6.8	3.9
Travel agency, tour operator and other reservation service and related activities	N79	46.5	27.6	23.4	12.2	13.3
Security and investigation activities	N80	-3.2	2.8	0.1	-0.7	5.4
Cleaning activities	N812	-4.5	5.6	4.1	4.5	-5.6
Office administrative, office support and other business support activities	N82	-0.2	13.2	7.6	4.0	5.9

¹ Seasonally adjusted.



Table 2

Changes of turnover indices in services¹
(Compared to the same quarter of the previous year)

(Per cent)

Economic activities	Eurostat code	Quarter of 2021				Quarter of 2022
		I	II	III	IV	I
Transportation, storage and post - total	H	-2.4	21.4	14.5	14.3	26.8
Land transport	H49	1.2	24.0	11.6	10.4	19.8
Water transport	H50	-8.9	19.6	13.5	6.1	11.5
Air transport	H51	-29.2	-6.1	56.3	55.0	52.8
Warehousing and support activities for transportation	H52	-12.3	20.8	17.2	20.1	46.4
Postal and courier activities	H53	23.7	11.3	12.7	18.9	10.1
Information and communication	J	8.4	16.8	13.7	10.5	16.3
Publishing activities	J58	-10.4	16.2	35.1	41.3	23.1
Motion picture, video and TV programme production, music publishing activities	J59	-10.1	70.3	71.4	44.3	33.7
Programming and broadcasting activities	J60	14.2	38.2	9.0	11.1	1.7
Telecommunications	J61	12.1	16.0	9.2	6.9	5.1
Computer programming, consultancy and related activities	J62	7.9	15.1	12.0	8.4	20.4
Information service activities	J63	10.1	12.1	21.5	17.1	26.7
Other business services						
Legal, accounting and management consultancy activities	M69_702	-6.1	30.0	28.5	19.3	-0.9
Architectural and engineering activities; technical testing and analysis	M71	5.1	17.5	21.8	15.7	2.6
Advertising and market research	M73	-3.6	60.0	36.4	28.2	26.8
Other professional, scientific and technical activities	M74	-12.4	2.0	4.7	-0.2	31.2
Employment activities	N78	-0.2	9.1	12.6	20.3	22.2
Travel agency, tour operator and other reservation service and related activities	N79	-54.2	576.9	155.6	128.9	104.9
Security and investigation activities	N80	0.5	4.6	3.4	-1.6	8.5
Cleaning activities	N812	-16.1	1.7	7.4	12.7	6.3
Office administrative, office support and other business support activities	N82	-1.9	17.9	21.3	27.9	35.9

¹ Calendar adjusted.

Table 3

**Turnover indices in services - seasonally adjusted
(2015 = 100)**

Economic activities	Eurostat code	Quarter of 2021				Quarter of 2022
		I	II	III	IV	I
Transportation, storage and post - total	H	128.6	131.7	136.0	147.5	161.8
Land transport	H49	127.6	130.4	134.0	141.0	151.3
Water transport	H50	99.5	100.0	108.9	110.8	110.9
Air transport	H51	56.8	52.5	53.2	81.7	81.8
Warehousing and support activities for transportation	H52	139.0	146.0	152.1	171.1	201.6
Postal and courier activities	H53	177.6	175.0	181.4	195.0	195.5
Information and communication	J	185.4	193.8	200.7	202.5	214.8
Publishing activities	J58	109.8	121.3	140.8	145.2	139.1
Motion picture, video and TV programme production, music publishing activities	J59	114.5	122.5	137.9	143.8	148.3
Programming and broadcasting activities	J60	141.0	139.5	143.3	145.5	145.1
Telecommunications	J61	143.1	148.5	151.3	151.2	150.6
Computer programming, consultancy and related activities	J62	236.5	247.3	253.4	255.5	282.7
Information service activities	J63	205.1	220.9	242.6	248.2	259.8
Other business services						
Legal, accounting and management consultancy activities	M69_702	153.8	159.9	166.9	164.1	156.3
Architectural and engineering activities; technical testing and analysis	M71	108.6	113.5	116.7	118.1	117.4
Advertising and market research	M73	116.1	130.4	136.7	138.8	146.9
Other professional, scientific and technical activities	M74	153.2	164.1	175.8	173.5	200.7
Employment activities	N78	111.2	116.9	122.1	130.3	135.4
Travel agency, tour operator and other reservation service and related activities	N79	51.2	65.3	80.5	90.4	102.4
Security and investigation activities	N80	136.4	140.2	140.3	139.4	146.9
Cleaning activities	N812	137.9	145.7	151.7	158.6	149.7
Office administrative, office support and other business support activities	N82	203.8	230.7	248.3	258.1	273.2

Table 4

**Turnover indices in services - calendar adjusted
(2015 = 100)**

Economic activities	Eurostat code	Quarter of 2021				Quarter of 2022
		I	II	III	IV	I
Transportation, storage and post - total	H	121.8	130.3	140.2	149.7	154.5
Land transport	H49	122.7	129.9	134.1	145.9	147.0
Water transport	H50	87.7	101.2	120.6	111.0	97.8
Air transport	H51	37.1	43.4	92.4	52.4	56.7
Warehousing and support activities for transportation	H52	130.2	144.0	161.1	171.4	190.6
Postal and courier activities	H53	174.8	174.5	172.1	208.9	192.4
Information and communication	J	176.0	189.8	194.4	222.6	204.7
Publishing activities	J58	89.9	103.3	187.0	157.1	110.7
Motion picture, video and TV programme production, music publishing activities	J59	95.2	111.2	140.4	175.6	127.3
Programming and broadcasting activities	J60	127.3	145.8	122.8	173.9	129.5
Telecommunications	J61	136.4	145.4	155.9	157.3	143.3
Computer programming, consultancy and related activities	J62	227.0	242.7	236.3	284.6	273.3
Information service activities	J63	199.7	221.0	220.7	277.2	253.0
Other business services						
Legal, accounting and management consultancy activities	M69_702	138.4	166.8	175.6	167.1	137.1
Architectural and engineering activities; technical testing and analysis	M71	103.1	103.4	107.2	144.1	105.8
Advertising and market research	M73	95.7	133.3	132.9	161.6	121.3
Other professional, scientific and technical activities	M74	146.4	158.2	169.0	193.2	192.1
Employment activities	N78	109.5	111.0	118.9	141.6	133.8
Travel agency, tour operator and other reservation service and related activities	N79	28.7	52.8	173.8	55.4	58.8
Security and investigation activities	N80	132.1	139.8	141.8	142.0	143.3
Cleaning activities	N812	126.2	144.3	161.9	163.7	134.2
Office administrative, office support and other business support activities	N82	207.1	225.6	249.8	255.7	281.5