

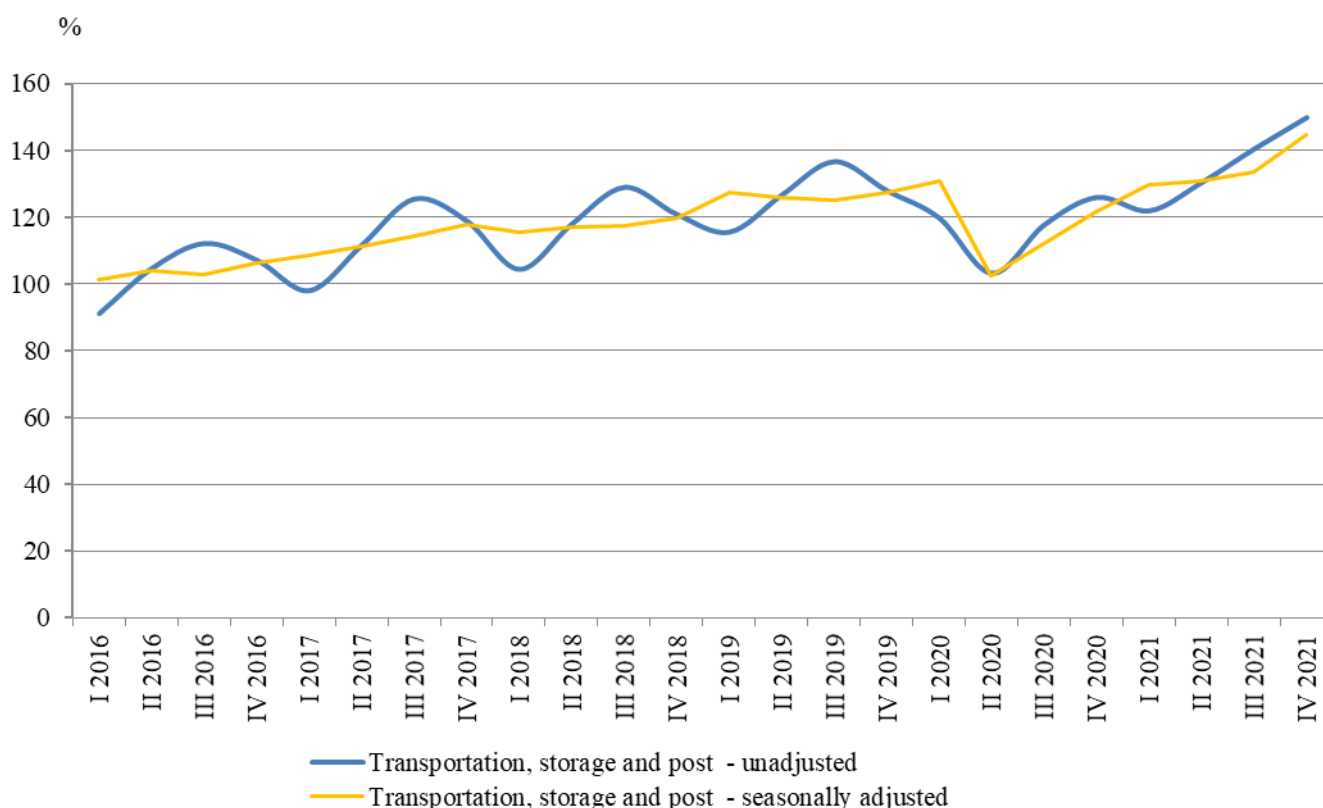
TURNOVER INDICES IN SERVICES IN THE FOURTH QUARTER OF 2021¹

The turnover indices in services cover the activities included in the sections ‘Transportation, storage and post’, ‘Information and communication’ and ‘Other business services’.

Quarterly changes

According to the preliminary data in the fourth quarter of 2021, the total turnover index in section ‘Transportation, storage and post’, calculated on the basis of seasonally adjusted data, increased by 8.1% compared to the third quarter of 2021. A rise was observed in all activities in the sector, while the highest growth was in Air transport - by 16.2% and Warehousing and support activities for transportation - by 13.5%.

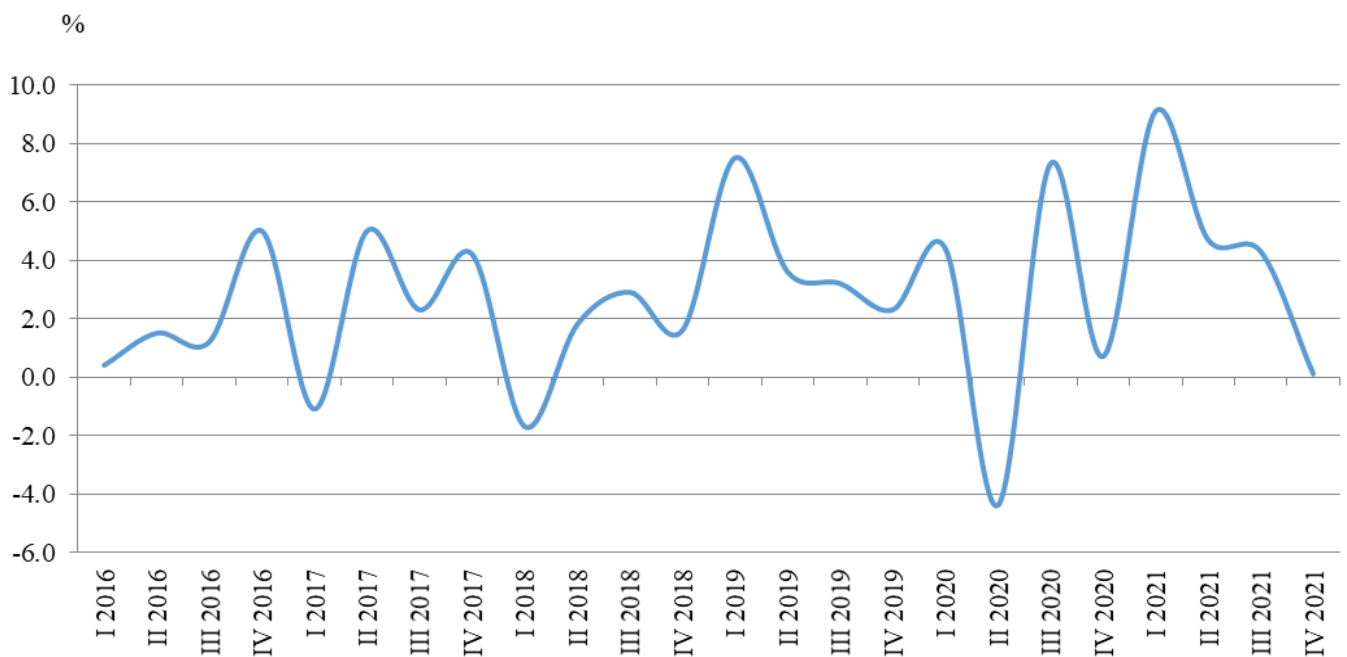
Figure 1. Quarterly turnover indices in ‘Transportation, storage and post’ (2015 = 100)



¹ Preliminary data.

The total turnover index for the section **‘Information and communication’** increased by 0.1% compared to the third quarter of 2021. The largest increase was observed in Publishing activities (7.5%). A decrease was registered in Motion picture, video and TV programme production, music publishing activities (6.2%).

Figure 2. Changes of turnover indices in ‘Information and communication’ compared to the previous quarter (Seasonally adjusted)



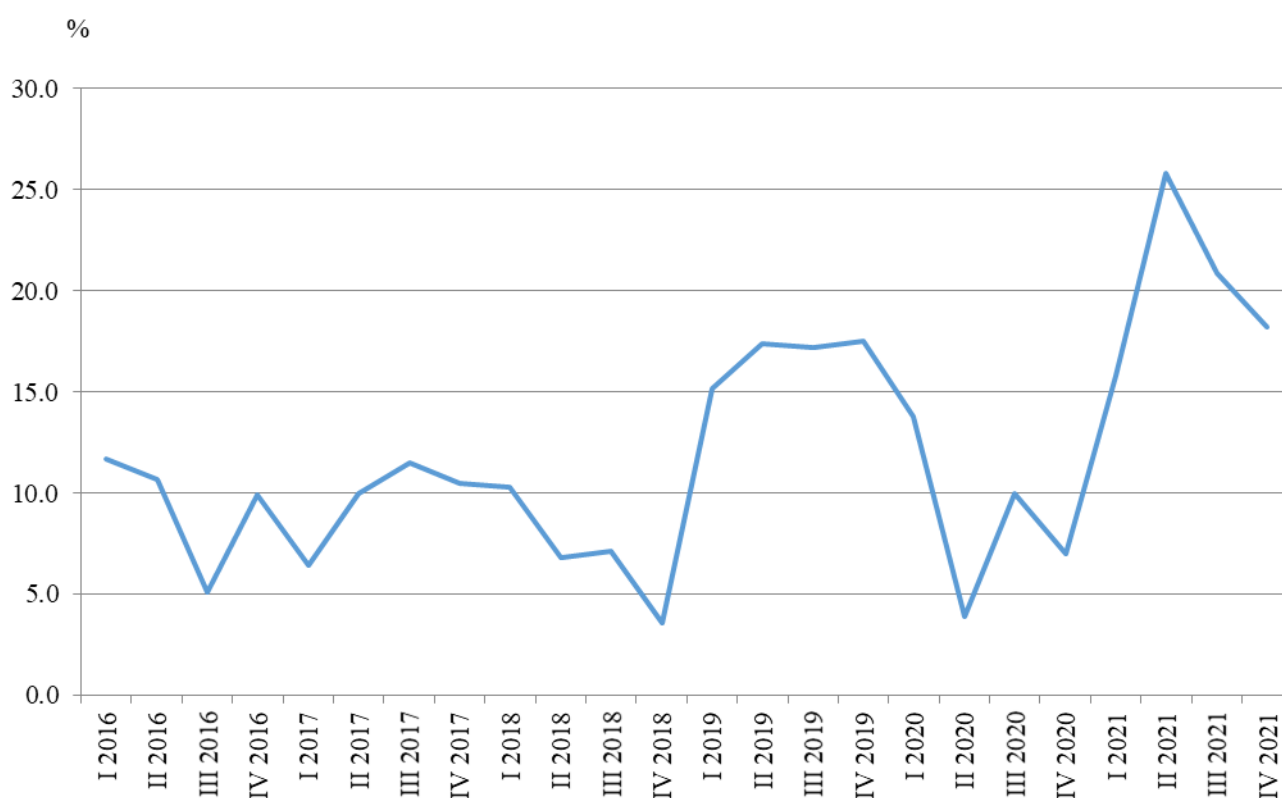
In **‘Other business services’** the highest rise in comparison with the previous quarter was registered in Employment activities - by 19.1%, while the highest decrease was seen in Security and investigation activities - by 3.1%.

Annual changes

During the fourth quarter of 2021, the total turnover index, calendar adjusted, in the section **‘Transportation, storage and post’** increased by 18.9% compared to the same quarter of 2020. The largest growth was observed in Air transport - by 62.2% and Warehousing and support activities for transportation - by 36.8%.

The total calendar adjusted turnover index in the section ‘**Information and communication**’ rose by 18.2% compared to the fourth quarter of 2020. The most significant growth was seen in Publishing activities - by 53.7% and Motion picture, video and TV programme production, music publishing activities - by 53.2%.

Figure 3. Changes of the turnover index in ‘Information and communication’ compared to the same quarter of the previous year (Calendar adjusted)



In ‘**Other business services**’ the largest growth compared to the fourth quarter of 2020 was observed in Travel agency, tour operator and other reservation service and related activities - by 130.8%, while the decrease was seen only in Security and investigation activities - by 3.5%.



Methodological notes

Seasonal adjustment is a statistical method, which eliminates the seasonal component of time series and it is particularly suitable for long-term comparisons and analysis of the data.

Calendar adjustment is an adjustment for variations caused by calendar effects, different number of calendar and working days in the months, national holidays and outliers.

More methodological information on the quarterly survey and data for the period 2019 - 2021 can be found on the NSI website in the section Business statistics: <http://www.nsi.bg/en/content/6874/quarterly-data>.

The time series have been recalculated according to the new base year and they can be downloaded from the INFOSTAT information system: https://infostat.nsi.bg/infostat/pages/module.jsf?x_2=217.

Annex

Table 1

Changes of turnover indices in services¹
(Compared to the previous quarter)

(Per cent)

Economic activities	Eurostat code	Quarter of 2020				Quarter of 2021			
		I	II	III	IV	I	II	III	IV
Transportation, storage and post - total	H	-0.4	-22.0	9.9	8.7	5.9	0.9	2.2	8.1
Land transport	H49	0.9	-18.9	13.6	7.6	2.4	0.4	1.5	5.4
Water transport	H50	-19.7	-7.2	2.3	-1.5	7.1	11.4	11.4	0.1
Air transport	H51	-1.9	-66.0	-21.0	4.5	14.9	17.0	3.9	16.2
Warehousing and support activities for transportation	H52	-2.1	-27.0	5.7	13.5	13.7	1.3	2.9	13.5
Postal and courier activities	H53	-2.1	8.4	2.6	3.7	8.5	-1.7	3.4	8.3
Information and communication	J	-3.4	-3.8	8.0	1.3	9.1	4.7	4.3	0.1
Publishing activities	J58	-2.7	-12.4	19.1	-10.8	4.3	10.7	27.9	7.5
Motion picture, video and TV programme production, music publishing activities	J59	-7.9	-50.8	36.6	4.2	35.2	-3.5	27.9	-6.2
Programming and broadcasting activities	J60	-4.1	-19.7	30.6	1.5	5.1	0.1	1.9	2.7
Telecommunications	J61	8.4	-0.2	10.6	0.5	-1.8	5.0	1.8	0.3
Computer programming, consultancy and related activities	J62	-6.7	-2.4	4.2	1.6	15.9	4.5	2.6	-0.3
Information service activities	J63	-16.9	4.6	5.1	5.8	1.6	8.8	11.6	0.0
Other business services									
Legal, accounting and management consultancy activities	M69_702	-7.1	-6.0	2.3	-4.8	1.2	12.2	12.2	0.5
Architectural and engineering activities; technical testing and analysis	M71	-9.6	-1.1	-1.2	5.3	10.2	11.7	11.2	7.0
Advertising and market research	M73	5.4	-24.4	25.7	-1.2	-3.0	16.2	12.1	-1.6
Other professional, scientific and technical activities	M74	-9.8	-9.4	3.1	2.4	12.3	5.6	5.5	-2.5
Employment activities	N78	-19.6	-7.3	3.9	11.5	7.2	1.4	7.1	19.1
Travel agency, tour operator and other reservation service and related activities	N79	-17.2	-74.4	127.0	-45.8	49.2	18.6	32.3	5.4
Security and investigation activities	N80	1.4	0.7	-0.2	2.9	0.4	-0.3	1.1	-3.1
Cleaning activities	N812	-3.9	-5.9	-0.1	0.5	-0.6	11.7	6.9	7.2
Office administrative, office support and other business support activities	N82	3.6	-1.6	1.8	1.4	1.4	11.3	7.4	4.2

¹ Seasonally adjusted.

Table 2

Changes of turnover indices in services¹
(Compared to the same quarter of the previous year)

(Per cent)

Economic activities	Eurostat code	Quarter of 2020				Quarter of 2021			
		I	II	III	IV	I	II	III	IV
Transportation, storage and post - total	H	-0.5	-21.7	-17.1	-5.4	1.9	26.4	19.3	18.9
Land transport	H49	-0.3	-17.6	-6.0	0.2	1.6	24.4	11.9	10.9
Water transport	H50	-6.4	-43.8	-35.8	-27.3	7.5	41.1	33.9	25.3
Air transport	H51	1.4	-64.4	-75.3	-58.0	-25.9	-1.8	63.5	62.2
Warehousing and support activities for transportation	H52	-2.5	-28.2	-24.5	-14.4	-0.1	37.5	33.5	36.8
Postal and courier activities	H53	9.0	17.8	15.7	12.7	25.3	12.7	14.2	20.5
Information and communication	J	9.1	-2.1	3.6	0.4	15.8	25.8	20.9	18.2
Publishing activities	J58	2.9	-22.3	-2.4	-10.0	-2.6	26.4	46.9	53.7
Motion picture, video and TV programme production, music publishing activities	J59	-2.3	-55.6	-46.8	-36.7	-4.5	81.1	82.1	53.2
Programming and broadcasting activities	J60	1.5	-17.4	2.3	0.8	14.2	38.1	8.9	11.0
Telecommunications	J61	7.1	5.9	18.1	20.2	8.9	14.9	5.3	4.9
Computer programming, consultancy and related activities	J62	14.1	-0.6	1.0	-4.3	21.3	29.4	26.0	21.9
Information service activities	J63	-4.7	1.5	-4.3	-3.0	18.0	24.1	32.4	22.6
Other business services									
Legal, accounting and management consultancy activities	M69_702	-11.5	-23.3	-7.1	-15.9	-5.1	29.2	27.7	18.5
Architectural and engineering activities; technical testing and analysis	M71	-7.9	-18.7	-25.2	-9.8	27.9	43.0	48.3	40.7
Advertising and market research	M73	14.0	-20.7	1.1	-3.4	-7.7	53.0	30.6	22.6
Other professional, scientific and technical activities	M74	-13.9	-29.5	-16.0	-13.7	7.5	25.5	28.6	22.1
Employment activities	N78	-14.9	-20.0	-19.3	-13.7	15.1	25.9	29.8	38.7
Travel agency, tour operator and other reservation service and related activities	N79	-23.9	-94.5	-69.6	-72.6	-53.7	576.9	158.6	130.8
Security and investigation activities	N80	6.4	3.6	-1.3	6.0	5.1	2.1	5.3	-3.5
Cleaning activities	N812	8.5	-11.0	-12.1	-7.7	-4.8	15.4	21.9	27.9
Office administrative, office support and other business support activities	N82	5.6	0.5	2.3	6.1	1.2	21.6	25.2	31.9

¹ Calendar adjusted.

Table 3

**Turnover indices in services - seasonally adjusted
(2015 = 100)**

Economic activities	Eurostat code	Quarter of 2020				Quarter of 2021			
		I	II	III	IV	I	II	III	IV
Transportation, storage and post - total	H	131.5	102.6	112.7	122.5	129.8	130.9	133.7	144.5
Land transport	H49	128.0	103.8	117.9	126.9	129.9	130.4	132.4	139.6
Water transport	H50	88.7	82.3	84.2	82.9	88.8	98.9	110.2	110.3
Air transport	H51	115.0	39.1	30.9	32.3	37.1	43.4	45.1	52.4
Warehousing and support activities for transportation	H52	143.6	104.8	110.8	125.8	143.0	144.9	149.1	169.3
Postal and courier activities	H53	142.1	154.0	158.0	163.8	177.7	174.6	180.5	195.4
Information and communication	J	160.4	154.3	166.7	168.8	184.2	192.8	201.1	201.2
Publishing activities	J58	104.2	91.3	108.7	97.0	101.2	112.0	143.3	154.0
Motion picture, video and TV programme production, music publishing activities	J59	125.5	61.7	84.3	87.8	118.7	114.5	146.5	137.4
Programming and broadcasting activities	J60	125.0	100.4	131.1	133.1	139.9	140.0	142.7	146.6
Telecommunications	J61	129.7	129.5	143.2	143.9	141.3	148.4	151.0	151.5
Computer programming, consultancy and related activities	J62	197.9	193.2	201.4	204.6	237.2	247.9	254.3	253.6
Information service activities	J63	166.0	173.6	182.4	193.0	196.1	213.4	238.1	238.2
Other business services									
Legal, accounting and management consultancy activities	M69_702	146.0	137.3	140.5	133.7	135.3	151.8	170.3	171.2
Architectural and engineering activities; technical testing and analysis	M71	84.7	83.8	82.8	87.2	96.1	107.3	119.3	127.6
Advertising and market research	M73	117.5	88.8	111.6	110.3	107.0	124.3	139.4	137.2
Other professional, scientific and technical activities	M74	145.0	131.3	135.4	138.7	155.8	164.5	173.6	169.3
Employment activities	N78	95.1	88.2	91.6	102.1	109.5	111.0	118.9	141.6
Travel agency, tour operator and other reservation service and related activities	N79	115.8	29.6	67.2	36.4	54.3	64.4	85.2	89.8
Security and investigation activities	N80	135.6	136.6	136.3	140.3	140.8	140.4	141.9	137.5
Cleaning activities	N812	136.3	128.2	128.1	128.7	127.9	142.9	152.7	163.7
Office administrative, office support and other business support activities	N82	196.1	193.0	196.5	199.2	201.9	224.8	241.4	251.5



Table 4

**Turnover indices in services - calendar adjusted
(2015 = 100)**

Economic activities	Eurostat code	Quarter of 2020				Quarter of 2021			
		I	II	III	IV	I	II	III	IV
Transportation, storage and post - total	H	119.6	103.1	117.6	125.9	121.8	130.3	140.2	149.7
Land transport	H49	120.8	104.4	119.8	131.6	122.7	129.9	134.1	145.9
Water transport	H50	81.6	71.7	90.1	88.6	87.7	101.2	120.6	111.0
Air transport	H51	50.1	44.2	56.5	32.3	37.1	43.4	92.4	52.4
Warehousing and support activities for transportation	H52	130.3	104.7	120.7	125.3	130.2	144.0	161.1	171.4
Postal and courier activities	H53	139.5	154.8	150.7	173.4	174.8	174.5	172.1	208.9
Information and communication	J	151.2	150.5	160.2	187.8	175.1	189.3	193.6	222.0
Publishing activities	J58	92.3	81.7	127.3	102.2	89.9	103.3	187.0	157.1
Motion picture, video and TV programme production, music publishing activities	J59	99.7	61.4	77.1	114.6	95.2	111.2	140.4	175.6
Programming and broadcasting activities	J60	111.5	105.6	112.8	156.6	127.3	145.8	122.8	173.9
Telecommunications	J61	124.5	126.5	146.5	149.8	135.6	145.4	154.2	157.1
Computer programming, consultancy and related activities	J62	187.1	187.5	187.6	233.4	227.0	242.7	236.3	284.6
Information service activities	J63	161.4	172.5	164.0	219.1	190.5	214.1	217.2	268.6
Other business services		116.3	103.4	110.2	131.6	120.6	139.9	145.8	164.7
Legal, accounting and management consultancy activities	M69_702	145.8	129.1	137.5	141.0	138.4	166.8	175.6	167.1
Architectural and engineering activities; technical testing and analysis	M71	80.6	72.3	72.3	102.4	103.1	103.4	107.2	144.1
Advertising and market research	M73	103.7	87.1	101.8	131.8	95.7	133.3	132.9	161.6
Other professional, scientific and technical activities	M74	135.5	125.7	131.2	157.8	145.6	157.7	168.7	192.6
Employment activities	N78	95.1	88.2	91.6	102.1	109.5	111.0	118.9	141.6
Travel agency, tour operator and other reservation service and related activities	N79	62.0	7.8	67.2	24.0	28.7	52.8	173.8	55.4
Security and investigation activities	N80	128.2	136.9	135.6	146.7	134.8	139.8	142.8	141.6
Cleaning activities	N812	132.5	125.0	132.8	128.0	126.2	144.3	161.9	163.7
Office administrative, office support and other business support activities	N82	204.6	185.5	199.6	193.8	207.1	225.6	249.8	255.7