

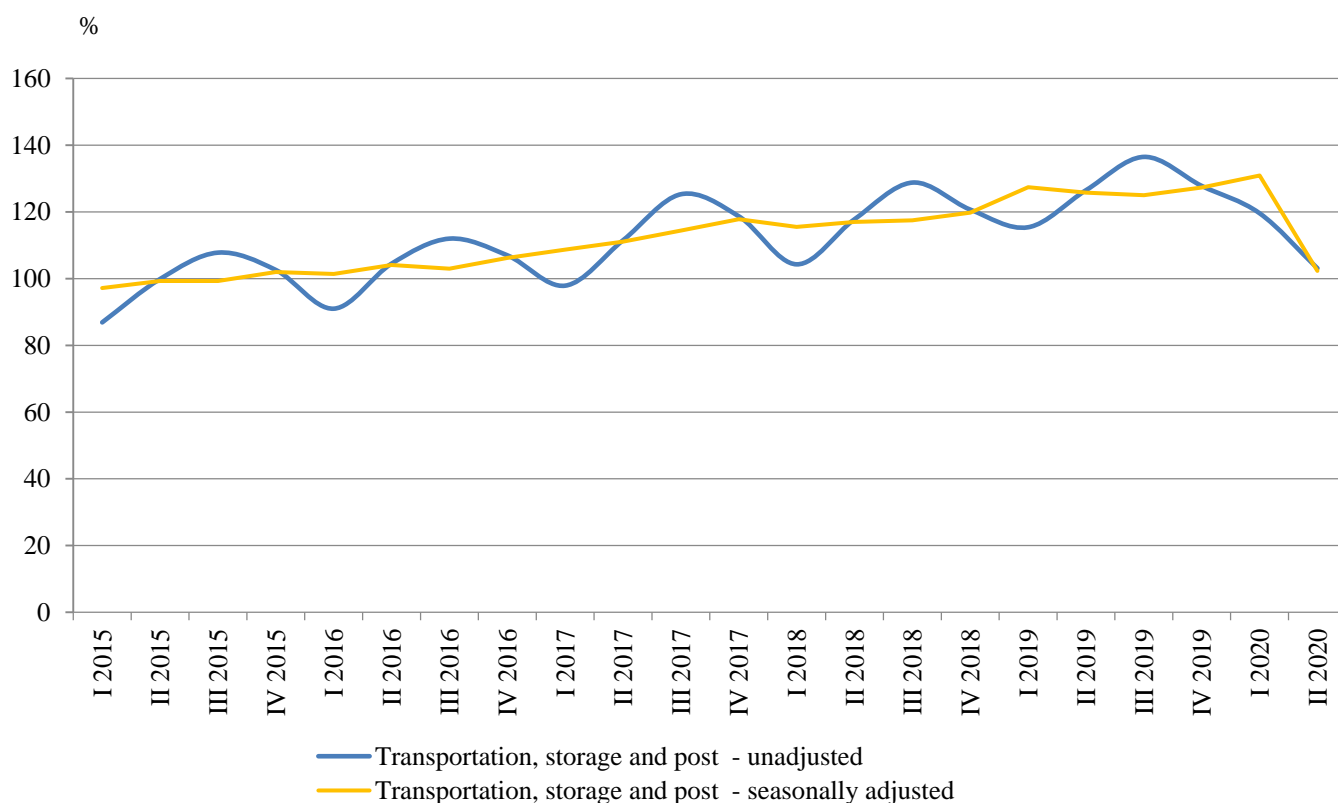
TURNOVER INDICES IN SERVICES IN THE SECOND QUARTER OF 2020¹

The turnover indices in services cover the activities included in sections ‘Transportation, storage and post’, ‘Information and communication’ and ‘Other business services’.

Quarterly changes

According to the preliminary data in the second quarter of 2020 total turnover index in section ‘Transportation, storage and post’, calculated on the basis of seasonally adjusted data, decreased by 21.8% compared to the first quarter of 2020. The greatest decline was seen in Air transport (66.4%). An increase was registered only in Postal and courier activities - by 8.6%.

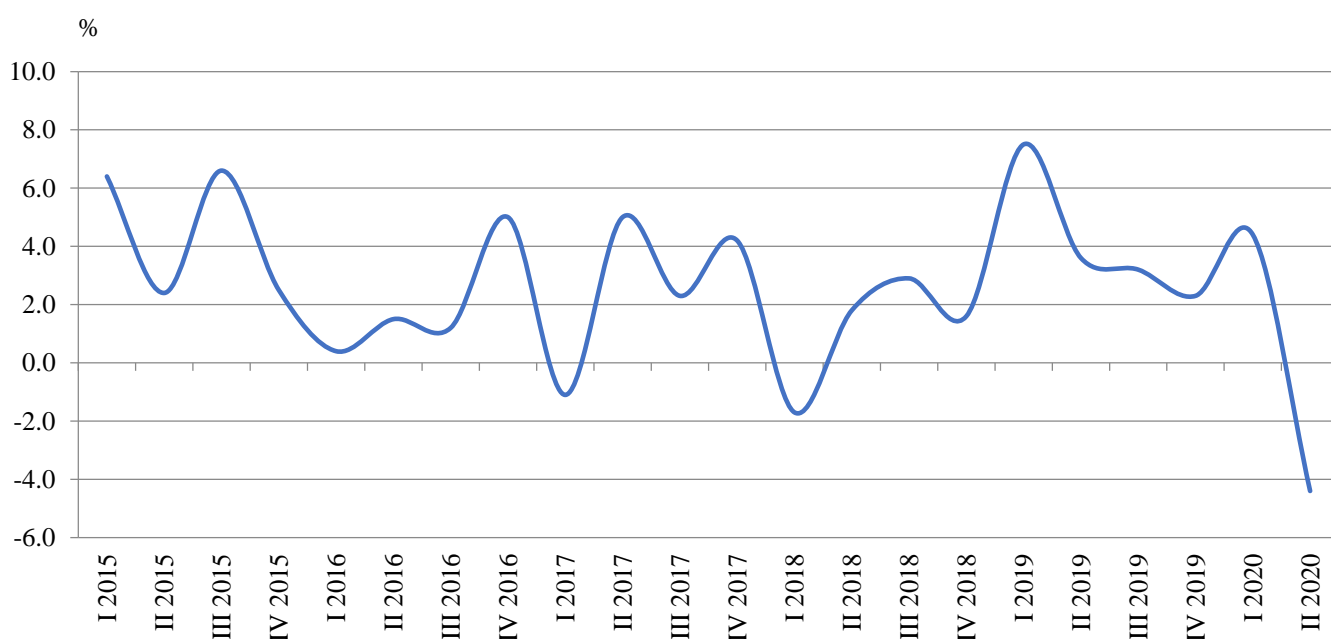
Figure 1. Quarterly turnover indices in ‘Transportation, storage and post’ (2015 = 100)



¹ Preliminary data.

The total turnover index for section **‘Information and communication’** decreased by 4.4% compared to the first quarter of 2020. The largest drop was seen in Motion picture, video and TV programme production, music publishing activities (51.1%). A rise was reported in Information service activities and Telecommunications - by 4.6% and 2.9%, respectively.

Figure 2. Changes of turnover indices in ‘Information and communication’ compared to the previous quarter (Seasonally adjusted)



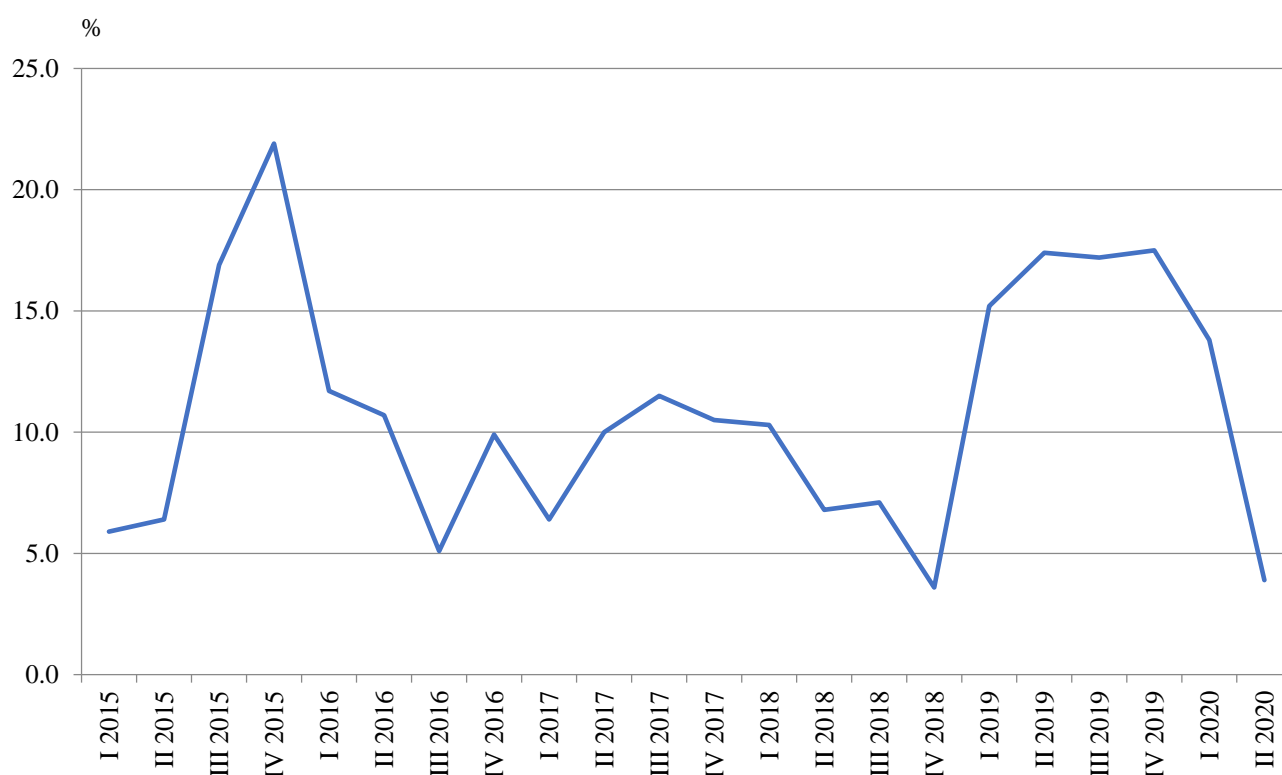
In **‘Other business services’** a decrease was observed in all activities in the sector. The highest drop in comparison with the previous quarter was observed in Travel agency, tour operator and other reservation service and related activities - by 71.2% and Advertising and market research - by 30.9%.

Annual changes

During the second quarter of 2020 the total turnover index, working day adjusted, in section **‘Transportation, storage and post’** decreased by 18.5% compared to the same quarter of 2019. The highest decline was registered in Air transport - by 64.1% and Water transport - by 42.8%. An increase was seen only in Postal and courier activities - by 21.6%.

The total working day adjusted turnover index in section **‘Information and communication’** rose by 3.9% compared to the second quarter of 2019. The largest increase was seen in Information service activities and Telecommunications - by 12.2% and 11.8%, respectively. The most significant drop was registered in Motion picture, video and TV programme production, music publishing activities - by 52.0%.

Figure 3. Changes of the turnover index in ‘Information and communication’ compared to the same quarter of the previous year (Working day adjusted)



In **‘Other business services’** a decrease was observed in almost activities compared to the second quarter of 2019. The largest drop was in Travel agency, tour operator and other reservation service and related activities - by 94.6%, while the highest growth was seen in Office administrative, office support and other business support activities - by 8.0%.

Methodological notes

Seasonal adjustment is a statistical method, which eliminates the seasonal component of time series and it is particularly suitable for long-term comparisons and analysis of the data.

Working day adjustment is an adjustment for variations caused by calendar effects, different number of calendar and working days in the months, national holydays and outliers.

More methodological information on the quarterly survey and data for the period 2018 - 2020 could be found on the NSI website in section Business statistics: <http://www.nsi.bg/en/content/6874/quarterly-data>.

The time series could be downloaded from INFOSTAT information system:
https://infostat.nsi.bg/infostat/pages/module.jsf?x_2=217.

Annex

Table1

Changes of turnover indices in services¹
(Compared to the previous quarter)

(Per cent)

Economic activities	Eurostat code	Quarter of 2019				Quarter of 2020	
		I	II	III	IV	I	II
Transportation, storage and post - total	H	-0.9	-0.2	-0.3	1.1	3.0	-21.8
Land transport	H49	-1.5	-0.4	0.4	0.1	2.6	-18.2
Water transport	H50	-0.6	18.7	2.6	-1.3	-20.3	-27.6
Air transport	H51	3.8	3.2	1.3	3.9	-0.7	-66.4
Warehousing and support activities for transportation	H52	-0.6	-1.3	-2.8	1.9	5.7	-27.3
Postal and courier activities	H53	0.2	1.2	2.9	6.3	1.6	8.6
Information and communication	J	1.8	3.1	4.3	1.6	4.4	-4.4
Publishing activities	J58	-0.7	8.4	6.3	-10.2	3.9	-15.2
Motion picture, video and TV programme production, music publishing activities	J59	-7.4	8.4	17.3	-19.8	4.4	-51.1
Programming and broadcasting activities	J60	6.2	-0.7	6.0	0.2	-1.7	-13.6
Telecommunications	J61	-1.6	-1.5	1.7	-3.7	10.4	2.9
Computer programming, consultancy and related activities	J62	3.7	6.1	3.6	6.2	3.8	-5.2
Information service activities	J63	6.4	-2.1	11.9	5.8	-8.8	4.6
Other business services							
Legal, accounting and management consultancy activities	M69_702	-1.3	0.6	1.1	3.4	3.6	-5.7
Architectural and engineering activities; technical testing and analysis	M71	-2.1	-4.4	3.1	-2.6	4.9	-7.3
Advertising and market research	M73	3.2	-0.2	5.0	-2.3	-0.5	-30.9
Other professional, scientific and technical activities	M74	-10.4	8.0	-14.3	0.2	16.8	-12.6
Employment activities	N78	-1.0	-2.9	1.0	-0.4	-1.4	-5.0
Travel agency, tour operator and other reservation service and related activities	N79	-2.8	4.6	-0.1	2.1	-28.3	-71.2
Security and investigation activities	N80	1.0	4.0	1.7	0.8	1.5	-0.9
Cleaning activities	N812	2.2	-0.5	5.1	2.6	12.2	-10.8
Office administrative, office support and other business support activities	N82	-2.0	0.3	4.4	-0.7	6.7	-0.6

¹ Seasonally adjusted.

Table 2

Changes of turnover indices in services¹
(Compared to the same quarter of the previous year)

(Per cent)

Economic activities	Eurostat code	Quarter of 2019				Quarter of 2020	
		I	II	III	IV	I	II
Transportation, storage and post - total	H	3.8	0.9	-0.2	-0.8	3.7	-18.5
Land transport	H49	2.5	-1.1	0.2	-2.0	3.2	-14.7
Water transport	H50	-19.0	20.2	28.9	19.8	-4.7	-42.8
Air transport	H51	11.6	12.4	13.1	19.4	2.2	-64.1
Warehousing and support activities for transportation	H52	8.4	3.6	-6.3	-3.1	3.6	-23.7
Postal and courier activities	H53	-1.7	-4.2	5.6	10.9	12.5	21.6
Information and communication	J	5.9	8.0	11.5	11.7	13.8	3.9
Publishing activities	J58	-12.6	7.8	10.0	2.1	7.3	-18.9
Motion picture, video and TV programme production, music publishing activities	J59	-15.9	-1.0	30.4	-6.7	5.6	-52.0
Programming and broadcasting activities	J60	7.8	2.7	12.7	13.4	1.2	-17.6
Telecommunications	J61	10.4	3.4	2.4	-5.4	6.8	11.8
Computer programming, consultancy and related activities	J62	8.4	16.0	14.7	21.3	21.3	5.7
Information service activities	J63	-8.2	-14.8	22.5	23.7	5.4	12.2
Other business services							
Legal, accounting and management consultancy activities	M69_702	-5.0	-7.5	-6.1	5.2	16.5	-4.2
Architectural and engineering activities; technical testing and analysis	M71	14.6	-8.0	0.2	-10.5	5.1	-7.2
Advertising and market research	M73	10.4	6.4	19.4	6.0	0.0	-30.4
Other professional, scientific and technical activities	M74	-11.4	2.1	-15.4	-17.0	8.3	-12.9
Employment activities	N78	-10.0	-13.5	-4.7	-2.5	-2.8	-8.6
Travel agency, tour operator and other reservation service and related activities	N79	-0.8	11.4	6.3	4.1	-25.6	-94.6
Security and investigation activities	N80	2.9	11.8	11.6	6.8	7.1	2.5
Cleaning activities	N812	-12.3	3.1	8.2	7.7	23.4	1.2
Office administrative, office support and other business support activities	N82	12.1	1.5	7.6	-0.9	13.4	8.0

¹ Working day adjusted.

Table 3

**Turnover indices in services - seasonally adjusted
(2015 = 100)**

Economic activities	Eurostat code	Quarter of 2019				Quarter of 2020	
		I	II	III	IV	I	II
Transportation, storage and post - total	H	126.4	126.1	125.8	127.1	130.9	102.3
Land transport	H49	122.8	122.3	122.8	122.9	126.1	103.2
Water transport	H50	100.7	119.5	122.6	121.0	96.4	69.8
Air transport	H51	107.9	111.4	112.9	117.3	116.5	39.2
Warehousing and support activities for transportation	H52	140.8	139.0	135.1	137.6	145.5	105.8
Postal and courier activities	H53	126.4	127.9	131.6	139.9	142.2	154.4
Information and communication	J	142.7	147.1	153.5	155.9	162.7	155.6
Publishing activities	J58	98.2	106.4	113.1	101.6	105.6	89.5
Motion picture, video and TV programme production, music publishing activities	J59	119.4	129.4	151.8	121.7	127.0	62.1
Programming and broadcasting activities	J60	122.8	121.9	129.2	129.4	127.2	109.9
Telecommunications	J61	118.8	117.0	119.0	114.6	126.5	130.2
Computer programming, consultancy and related activities	J62	169.2	179.5	186.0	197.6	205.2	194.6
Information service activities	J63	156.9	153.6	171.9	181.9	165.9	173.6
Other business services							
Legal, accounting and management consultancy activities	M69_702	127.7	128.5	129.9	134.3	139.2	131.2
Architectural and engineering activities; technical testing and analysis	M71	89.0	85.1	87.7	85.4	89.6	83.1
Advertising and market research	M73	122.2	121.9	128.0	125.1	124.5	86.0
Other professional, scientific and technical activities	M74	137.6	148.6	127.4	127.6	149.0	130.2
Employment activities	N78	101.2	98.3	99.3	98.9	97.5	92.6
Travel agency, tour operator and other reservation service and related activities	N79	134.0	140.2	140.0	143.0	102.6	29.6
Security and investigation activities	N80	126.1	131.2	133.4	134.5	136.5	135.3
Cleaning activities	N812	118.9	118.3	124.3	127.5	143.1	127.7
Office administrative, office support and other business support activities	N82	173.4	174.0	181.7	180.5	192.6	191.5

Table 4

**Turnover indices in services - working day adjusted
(2015 = 100)**

Economic activities	Eurostat code	Quarter of 2019				Quarter of 2020	
		I	II	III	IV	I	II
Transportation, storage and post - total	H	115.3	126.5	136.5	127.8	119.6	103.1
Land transport	H49	117.1	122.4	123.3	127.0	120.8	104.4
Water transport	H50	85.6	125.3	137.9	119.7	81.6	71.7
Air transport	H51	49.0	123.0	227.3	76.3	50.1	44.2
Warehousing and support activities for transportation	H52	125.8	137.3	150.5	137.7	130.3	104.7
Postal and courier activities	H53	124.0	127.3	126.2	149.0	139.5	154.8
Information and communication	J	132.6	145.6	146.6	176.1	151.0	151.4
Publishing activities	J58	86.0	100.8	125.0	108.8	92.3	81.7
Motion picture, video and TV programme production, music publishing activities	J59	94.4	127.9	134.2	167.5	99.7	61.4
Programming and broadcasting activities	J60	110.2	128.2	110.6	155.8	111.5	105.6
Telecommunications	J61	115.8	115.4	120.0	117.8	123.7	129.0
Computer programming, consultancy and related activities	J62	154.3	177.4	174.8	229.4	187.1	187.5
Information service activities	J63	153.1	153.7	154.9	204.1	161.4	172.5
Other business services							
Legal, accounting and management consultancy activities	M69_702	125.2	134.8	118.5	134.9	145.8	129.1
Architectural and engineering activities; technical testing and analysis	M71	76.7	77.9	84.7	99.4	80.6	72.3
Advertising and market research	M73	103.7	125.2	114.6	155.4	103.7	87.1
Other professional, scientific and technical activities	M74	126.0	142.8	124.4	146.1	136.5	124.4
Employment activities	N78	97.8	96.5	99.2	103.5	95.1	88.2
Travel agency, tour operator and other reservation service and related activities	N79	83.3	145.0	226.2	89.4	62.0	7.8
Security and investigation activities	N80	119.6	131.5	137.0	137.5	128.1	134.8
Cleaning activities	N812	107.4	123.5	132.8	122.0	132.5	125.0
Office administrative, office support and other business support activities	N82	180.4	171.7	181.6	170.1	204.6	185.5