

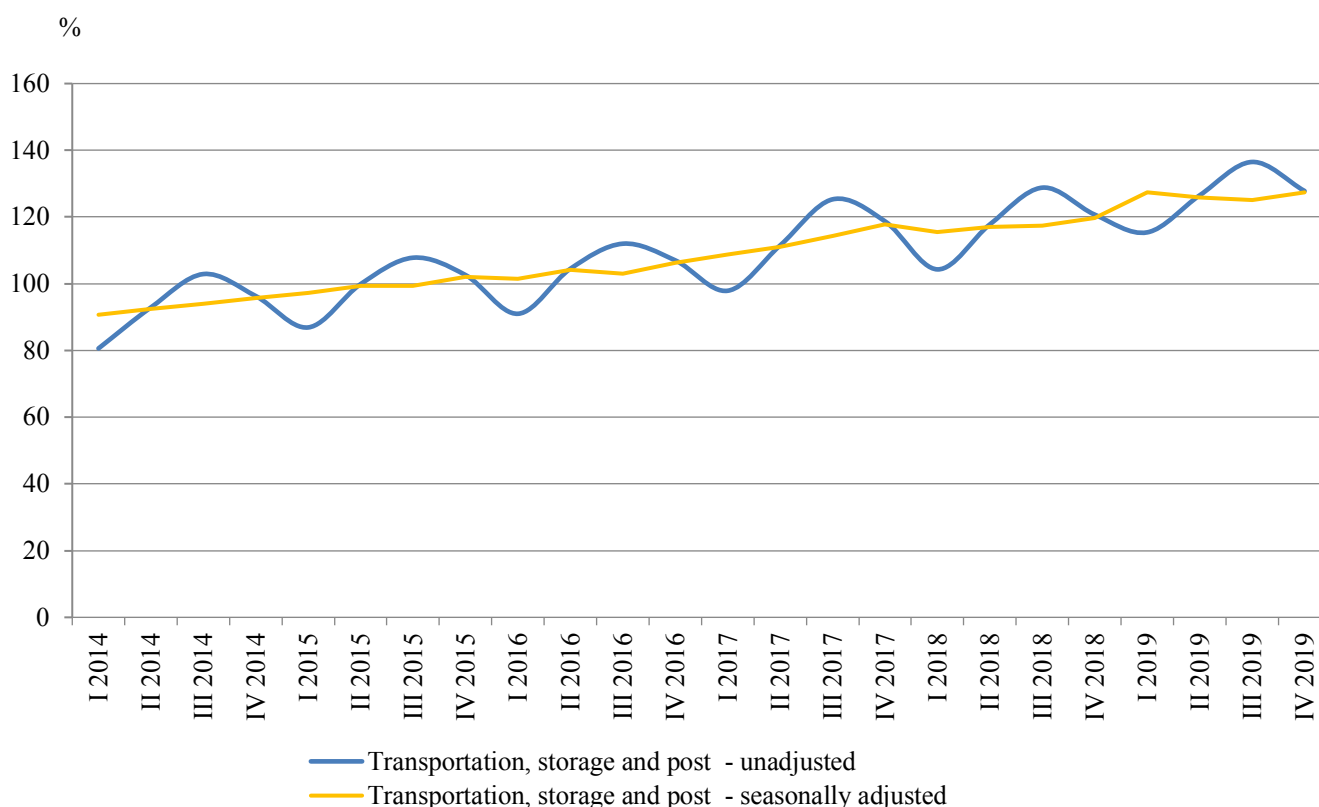
TURNOVER INDICES IN SERVICES IN THE FOURTH QUARTER OF 2019¹

The turnover indices in services cover the activities included in sections ‘**Transportation, storage and post**’, ‘**Information and communication**’ and ‘**Other business services**’.

Quarterly changes

According to the preliminary data in the fourth quarter of 2019 total turnover index in section ‘**Transportation, storage and post**’, calculated on the basis of seasonally adjusted data, increased by 1.9% compared to the third quarter of 2019. The greatest increase was seen in Air transport (8.2%) and Postal and courier activities (7.7%). A decrease was registered only in Water transport - by 1.0%.

Figure 1. Quarterly turnover indices in ‘Transportation, storage and post’ (2015 = 100)

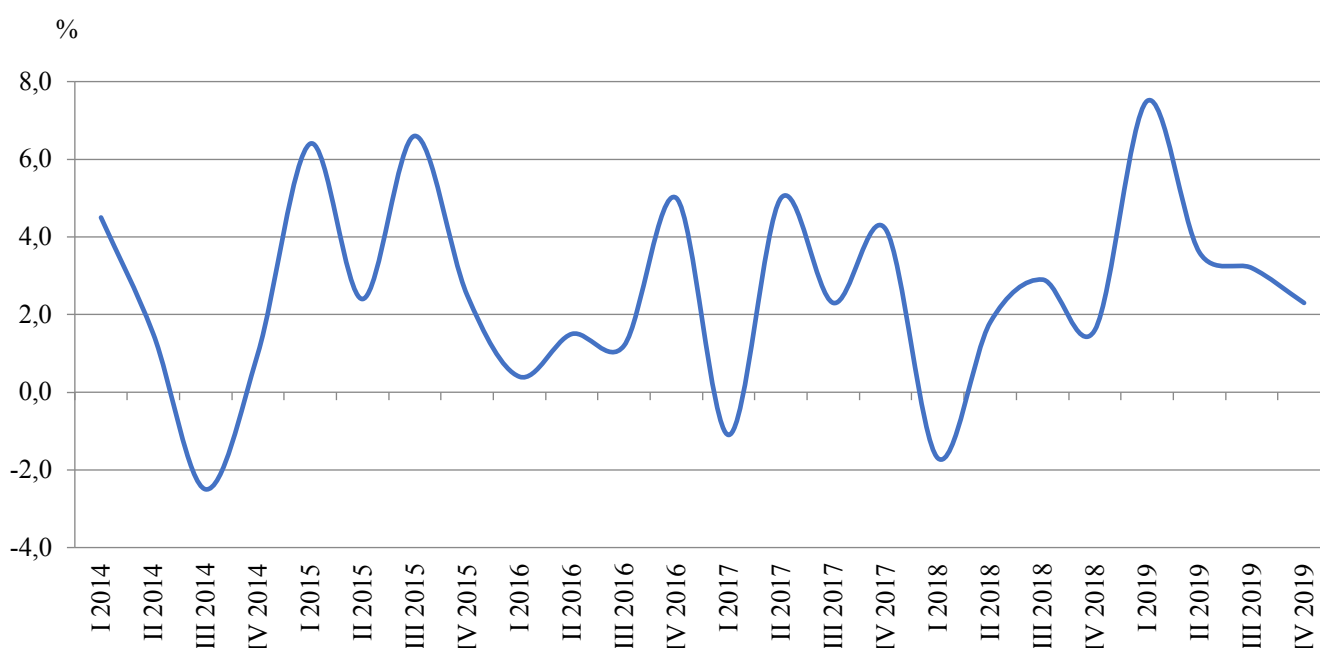


¹ Preliminary data.

www.nsi.bg

The total turnover index for section **‘Information and communication’** increased by 2.3% compared to the third quarter of 2019. The largest increase was seen in Computer programming, consultancy and related activities (7.3%) and Information service activities (5.4%). The highest decline was reported in Motion picture, video and TV programme production, music publishing activities - by 15.4% and Publishing activities - by 13.3%.

Figure 2. Changes of turnover indices in ‘Information and communication’ compared to the previous quarter (Seasonally adjusted)



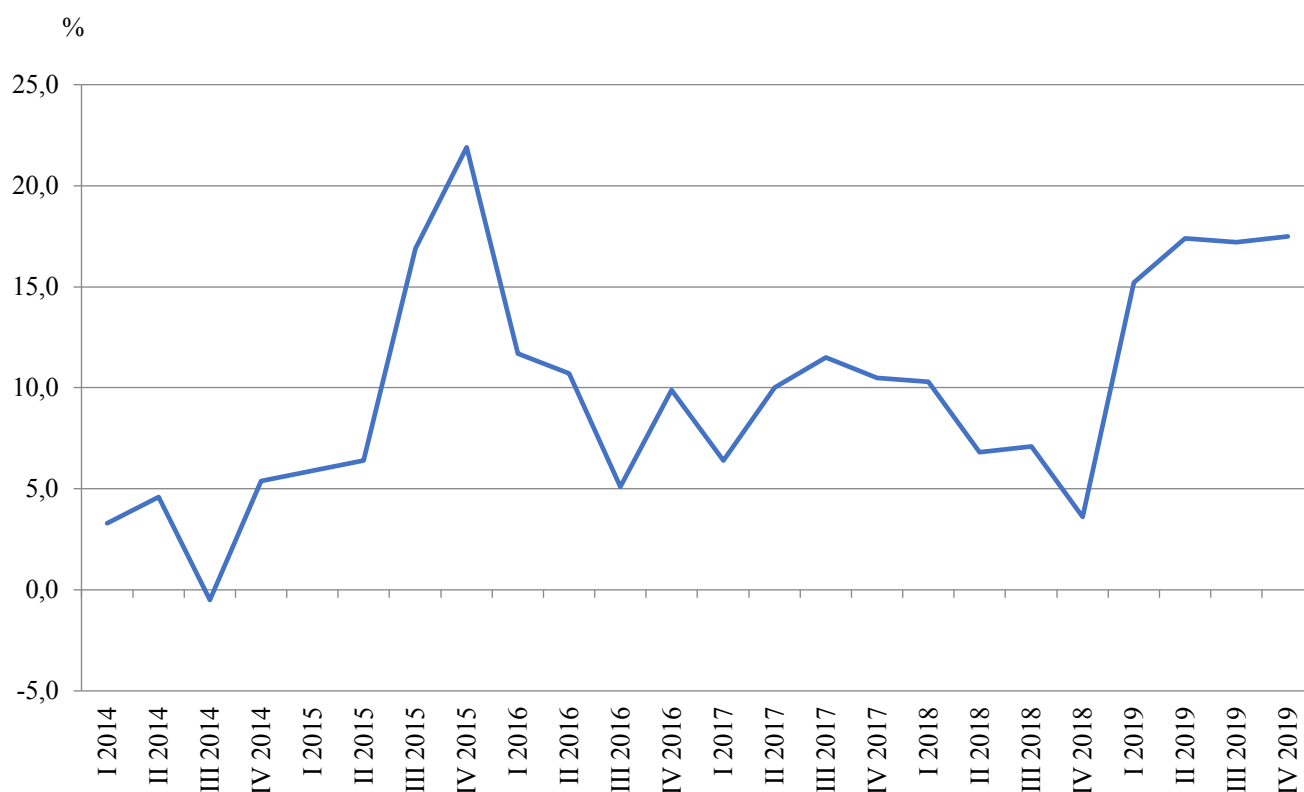
In **‘Other business services’** the highest increase in comparison with the previous quarter was registered in Travel agency, tour operator and other reservation service and related activities - by 2.3% and Employment activities - by 1.7%. The largest decrease was seen in Architectural and engineering activities; technical testing and analysis - by 6.6% and Office administrative, office support and other business support activities - by 4.6%.

Annual changes

During the fourth quarter of 2019 the total turnover index, working day adjusted, in section **‘Transportation, storage and post’** increased by 5.9% compared to the same quarter of 2018. A rise was observed in all activities in the sector while the highest growth was registered in Water transport - by 42.5% and Air transport - by 23.5%.

The total working day adjusted turnover index in section **‘Information and communication’** increased by 17.5% compared to the fourth quarter of 2018. The most significant increase was in Computer programming, consultancy and related activities (34.8%). A decline was seen only in Telecommunications (3.7%).

Figure 3. Changes of the turnover index in ‘Information and communication’ compared to the same quarter of the previous year (Working day adjusted)



In **‘Other business services’** a growth was observed in almost activities compared to the fourth quarter of 2018. The highest increase was in Office administrative, office support and other business support activities - by 18.1%, Cleaning activities - by 17.3% and Legal, accounting and management consultancy activities - by 16.9%. A decrease was registered only in Architectural and engineering activities; technical testing and analysis - by 6.7%.

Methodological notes

Seasonal adjustment is a statistical method, which eliminates the seasonal component of time series and it is particularly suitable for long-term comparisons and analysis of the data.

Working day adjustment is an adjustment for variations caused by calendar effects, different number of calendar and working days in the months, national holydays and outliers.

More methodological information on the quarterly survey and data for the period 2017 - 2019 could be found on the NSI website in section Business statistics: <http://www.nsi.bg/en/content/6874/quarterly-data>.

Annex

Table1

Changes of turnover indices in services¹ (Compared to the previous quarter)

(Per cent)

Economic activities	Eurostat code	Quarter of 2018				Quarter of 2019			
		I	II	III	IV	I	II	III	IV
Transportation, storage and post - total	H	-2.0	1.3	0.4	2.0	6.3	-1.3	-0.6	1.9
Land transport	H49	-1.9	0.6	-1.0	3.1	6.0	-2.0	0.2	0.8
Water transport	H50	-5.7	-18.7	1.5	3.8	12.3	25.9	2.7	-1.0
Air transport	H51	-2.8	8.8	-3.0	3.0	2.6	3.1	3.1	8.2
Warehousing and support activities for transportation	H52	-3.2	2.1	6.0	-1.0	9.0	-1.5	-3.4	2.0
Postal and courier activities	H53	5.0	3.1	-7.7	3.5	-0.4	0.5	1.2	7.7
Information and communication	J	-1.7	1.8	2.9	1.6	7.5	3.6	3.2	2.3
Publishing activities	J58	18.6	-10.5	7.0	-9.0	-1.1	8.7	9.2	-13.3
Motion picture, video and TV programme production, music publishing activities	J59	2.0	-1.6	-2.6	-3.6	-2.9	9.2	18.1	-15.4
Programming and broadcasting activities	J60	2.0	2.7	0.8	-0.7	2.0	-0.5	5.8	2.9
Telecommunications	J61	-3.3	4.7	2.4	3.3	4.2	-2.0	-1.4	-3.9
Computer programming, consultancy and related activities	J62	-3.3	0.8	3.8	1.2	12.6	7.3	4.0	7.3
Information service activities	J63	3.0	3.9	1.3	5.8	1.2	-0.2	3.9	5.4
Other business services									
Legal, accounting and management consultancy activities	M69_702	-7.7	4.9	5.7	-15.3	34.0	-1.1	-6.4	-2.3
Architectural and engineering activities; technical testing and analysis	M71	3.9	5.9	2.4	2.7	5.6	-8.1	4.9	-6.6
Advertising and market research	M73	6.2	2.0	1.2	3.5	0.3	0.0	8.4	-2.5
Other professional, scientific and technical activities	M74	2.1	-8.8	1.1	5.7	15.9	9.6	-11.0	-1.9
Employment activities	N78	-3.8	-3.7	-4.7	-2.5	1.5	-4.0	4.3	1.7
Travel agency, tour operator and other reservation service and related activities	N79	3.9	-0.4	0.8	3.9	0.9	7.7	1.3	2.3
Security and investigation activities	N80	1.6	0.5	1.9	0.6	0.4	6.7	3.0	0.0
Cleaning activities	N812	3.7	-1.8	0.1	-1.4	-0.8	10.8	5.9	1.5
Office administrative, office support and other business support activities	N82	-2.3	4.5	3.3	3.6	8.2	3.8	6.6	-4.6

¹ Seasonally adjusted.

Table 2

Changes of turnover indices in services¹
(Compared to the same quarter of the previous year)

(Per cent)

Economic activities	Eurostat code	Quarter of 2018				Quarter of 2019			
		I	II	III	IV	I	II	III	IV
Transportation, storage and post - total	H	6.6	5.6	2.6	1.7	10.6	7.3	6.0	5.9
Land transport	H49	6.7	3.5	0.1	0.7	9.5	5.6	6.9	4.7
Water transport	H50	-8.4	-25.2	-33.4	-19.3	-3.7	50.1	53.4	42.5
Air transport	H51	-13.9	14.0	-2.8	8.6	9.9	10.8	11.4	23.5
Warehousing and support activities for transportation	H52	7.2	8.4	11.3	3.5	16.9	12.1	1.4	4.9
Postal and courier activities	H53	16.6	15.9	3.3	3.4	-2.4	-4.9	4.8	10.2
Information and communication	J	10.3	6.8	7.1	3.6	15.2	17.4	17.2	17.5
Publishing activities	J58	13.7	-7.2	-0.9	2.9	-13.9	6.1	8.4	0.6
Motion picture, video and TV programme production, music publishing activities	J59	17.9	10.1	3.6	-11.3	-9.7	7.1	40.2	0.3
Programming and broadcasting activities	J60	5.9	10.0	8.4	3.4	5.5	0.5	10.3	10.8
Telecommunications	J61	-0.1	7.6	8.2	7.3	15.5	7.9	4.0	-3.7
Computer programming, consultancy and related activities	J62	19.2	6.2	8.2	1.4	20.6	28.9	27.5	34.8
Information service activities	J63	4.3	10.1	1.5	16.4	11.9	5.6	7.8	8.9
Other business services									
Legal, accounting and management consultancy activities	M69_702	-11.9	-8.6	1.8	-13.2	27.0	18.6	4.3	16.9
Architectural and engineering activities; technical testing and analysis	M71	7.0	20.5	14.2	9.3	19.7	-4.1	4.6	-6.7
Advertising and market research	M73	17.1	13.9	7.9	14.3	8.1	4.2	16.9	3.9
Other professional, scientific and technical activities	M74	-3.9	-17.7	-1.2	-0.5	12.9	36.1	19.1	10.5
Employment activities	N78	15.1	-1.8	-15.1	-18.5	-4.5	-8.3	1.1	3.4
Travel agency, tour operator and other reservation service and related activities	N79	12.7	4.1	-0.1	10.1	6.4	19.4	14.4	11.9
Security and investigation activities	N80	10.3	5.7	7.6	5.0	3.6	12.1	12.7	7.6
Cleaning activities	N812	32.9	1.7	1.7	-1.0	-3.4	12.3	17.9	17.3
Office administrative, office support and other business support activities	N82	-0.4	7.0	7.9	1.6	33.9	21.3	28.3	18.1

¹ Working day adjusted.

Table 3

**Turnover indices in services - seasonally adjusted
(2015 = 100)**

Economic activities	Eurostat code	Quarter of 2018				Quarter of 2019			
		I	II	III	IV	I	II	III	IV
Transportation, storage and post - total	H	115.5	117.0	117.5	119.8	127.4	125.8	125.0	127.3
Land transport	H49	114.0	114.7	113.6	117.1	124.1	121.6	121.8	122.8
Water transport	H50	99.6	81.0	82.2	85.3	95.8	120.6	123.8	122.6
Air transport	H51	93.5	101.7	98.6	101.6	104.2	107.4	110.7	119.8
Warehousing and support activities for transportation	H52	121.9	124.4	131.9	130.6	142.3	140.2	135.4	138.1
Postal and courier activities	H53	130.2	134.2	123.8	128.1	127.6	128.3	129.9	139.9
Information and communication	J	125.0	127.2	130.9	132.9	142.9	148.1	152.8	156.3
Publishing activities	J58	112.7	100.9	108.0	98.3	97.2	105.7	115.4	100.1
Motion picture, video and TV programme production, music publishing activities	J59	125.4	123.4	120.2	115.9	112.5	122.9	145.2	122.8
Programming and broadcasting activities	J60	115.9	119.0	119.9	119.1	121.5	120.9	127.9	131.6
Telecommunications	J61	106.3	111.3	114.0	117.8	122.8	120.3	118.6	114.0
Computer programming, consultancy and related activities	J62	139.4	140.5	145.9	147.6	166.2	178.4	185.6	199.1
Information service activities	J63	145.5	151.2	153.1	162.0	163.9	163.6	170.0	179.1
Other business services									
Legal, accounting and management consultancy activities	M69_702	108.3	113.6	120.1	101.7	136.3	134.8	126.2	123.3
Architectural and engineering activities; technical testing and analysis	M71	79.1	83.8	85.8	88.1	93.0	85.5	89.7	83.8
Advertising and market research	M73	112.1	114.3	115.7	119.8	120.1	120.1	130.2	127.0
Other professional, scientific and technical activities	M74	114.8	104.7	105.8	111.8	129.6	142.0	126.4	124.0
Employment activities	N78	109.4	105.4	100.4	97.9	99.4	95.4	99.5	101.2
Travel agency, tour operator and other reservation service and related activities	N79	122.6	122.1	123.1	127.9	129.1	139.1	140.9	144.2
Security and investigation activities	N80	118.4	119.0	121.3	122.0	122.5	130.7	134.6	134.6
Cleaning activities	N812	111.8	109.8	109.9	108.4	107.5	119.1	126.1	128.0
Office administrative, office support and other business support activities	N82	136.1	142.2	146.9	152.2	164.7	170.9	182.2	173.9

Table 4

**Turnover indices in services - working day adjusted
(2015 = 100)**

Economic activities	Eurostat code	Quarter of 2018				Quarter of 2019			
		I	II	III	IV	I	II	III	IV
Transportation, storage and post - total	H	104.3	117.8	128.8	120.7	115.3	126.5	136.5	127.8
Land transport	H49	106.9	115.9	115.3	121.3	117.1	122.4	123.3	127.0
Water transport	H50	88.9	83.5	89.9	84.0	85.6	125.3	137.9	119.7
Air transport	H51	44.6	111.0	204.0	61.8	49.0	123.0	227.3	76.3
Warehousing and support activities for transportation	H52	107.6	122.5	148.4	131.3	125.8	137.3	150.5	137.7
Postal and courier activities	H53	127.0	133.9	120.4	135.2	124.0	127.3	126.2	149.0
Information and communication	J	115.9	125.1	125.0	150.0	133.4	146.8	146.5	176.2
Publishing activities	J58	99.9	95.0	115.3	108.2	86.0	100.8	125.0	108.8
Motion picture, video and TV programme production, music publishing activities	J59	104.5	119.4	95.7	167.0	94.4	127.9	134.2	167.5
Programming and broadcasting activities	J60	104.5	127.6	100.3	140.6	110.2	128.2	110.6	155.8
Telecommunications	J61	102.2	110.0	115.0	122.7	118.0	118.7	119.6	118.2
Computer programming, consultancy and related activities	J62	127.9	137.6	137.1	170.2	154.3	177.4	174.8	229.4
Information service activities	J63	136.8	145.5	143.7	187.5	153.1	153.7	154.9	204.1
Other business services									
Legal, accounting and management consultancy activities	M69_702	98.6	113.7	113.6	115.4	125.2	134.8	118.5	134.9
Architectural and engineering activities; technical testing and analysis	M71	64.1	81.2	81.0	106.5	76.7	77.9	84.7	99.4
Advertising and market research	M73	95.9	120.2	98.0	149.6	103.7	125.2	114.6	155.4
Other professional, scientific and technical activities	M74	106.4	100.0	102.8	128.1	120.1	136.1	122.4	141.5
Employment activities	N78	102.4	105.2	98.1	100.1	97.8	96.5	99.2	103.5
Travel agency, tour operator and other reservation service and related activities	N79	78.3	121.4	197.8	79.9	83.3	145.0	226.2	89.4
Security and investigation activities	N80	114.2	116.6	121.6	127.9	118.3	130.7	137.0	137.6
Cleaning activities	N812	111.2	110.0	112.6	104.0	107.4	123.5	132.8	122.0
Office administrative, office support and other business support activities	N82	134.7	141.5	141.5	144.0	180.4	171.7	181.6	170.1