



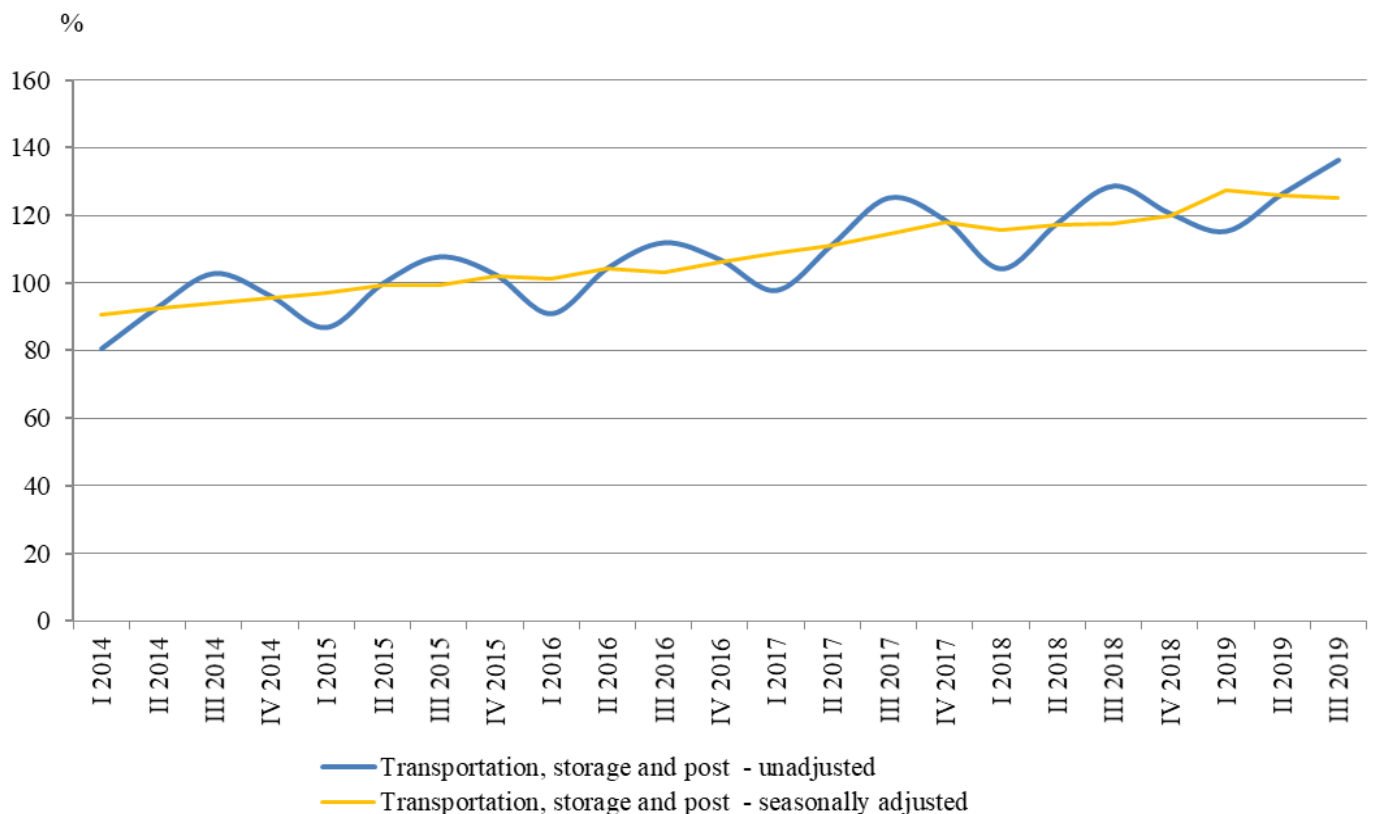
TURNOVER INDICES IN SERVICES IN THE THIRD QUARTER OF 2019¹

The turnover indices in services cover the activities included in sections ‘**Transportation, storage and post**’, ‘**Information and communication**’ and ‘**Other business services**’.

Quarterly changes

According to the preliminary data in the third quarter of 2019 total turnover index in section ‘**Transportation, storage and post**’, calculated on the basis of seasonally adjusted data, decreased by 0.6% compared to the second quarter of 2019. A decrease was registered in Warehousing and support activities for transportation (3.4%). The greatest growth was in Air transport - by 3.1% and Water transport - by 2.7%.

Figure 1. Quarterly turnover indices in ‘Transportation, storage and post’ (2015 = 100)

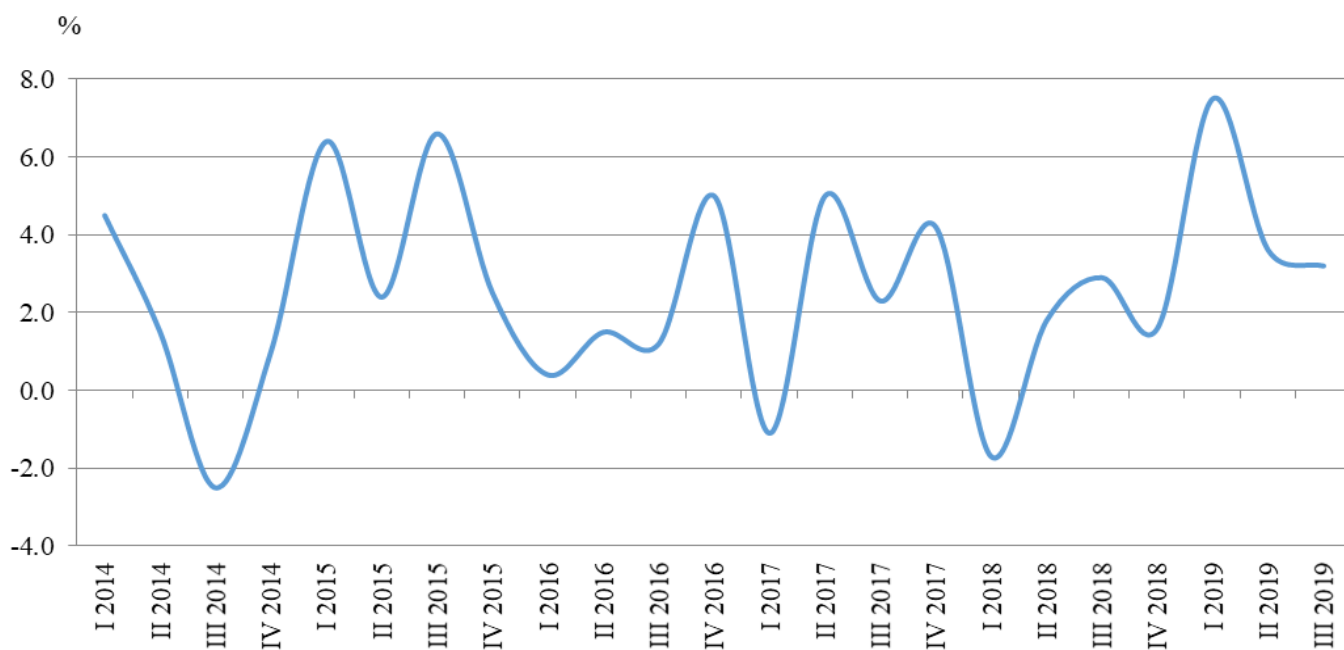


¹ Preliminary data.



The total turnover index for section **‘Information and communication’** increased by 3.2% compared to the second quarter of 2019. The largest increase was seen in Motion picture, video and TV programme production, music publishing activities (18.1%) and Publishing activities (9.2%). A decline was reported in Telecommunications - by 1.4%.

Figure 2. Changes of turnover indices in ‘Information and communication’ compared to the previous quarter (Seasonally adjusted)



In **‘Other business services’** the highest increase in comparison with the previous quarter was registered in Advertising and market research - by 8.4% and Office administrative, office support and other business support activities - by 6.6%. A decrease was seen in Other professional, scientific and technical activities - by 11.0% and Legal, accounting and management consultancy activities - by 6.4%.

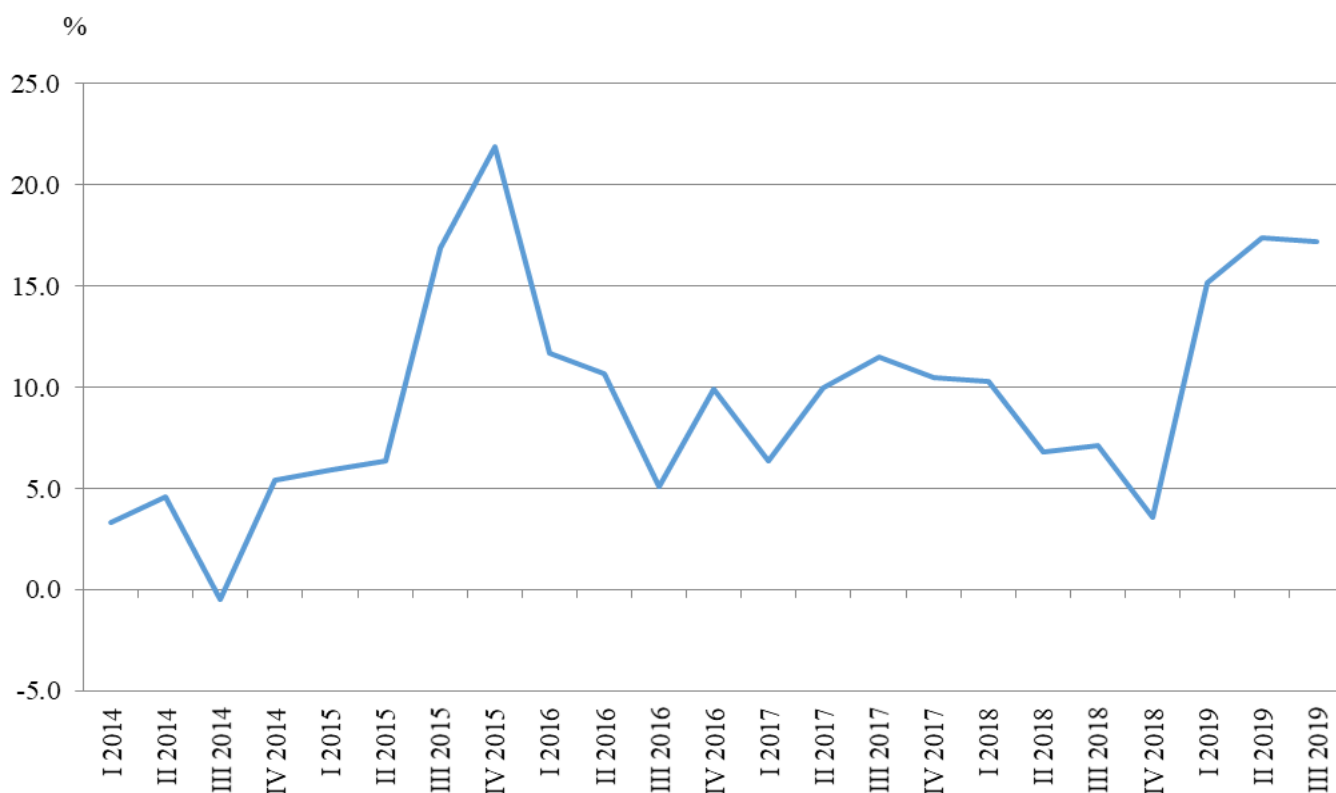
Annual changes

During the third quarter of 2019 the total turnover index, working day adjusted, in section **‘Transportation, storage and post’** increased by 6.0% compared to the same quarter of 2018. A rise was observed in all activities in the sector while the highest growth was registered in Water transport - by 53.4%.



The total working day adjusted turnover index in section **‘Information and communication’** increased by 17.2% compared to the third quarter of 2018. The largest was the increase in Motion picture, video and TV programme production, music publishing activities (40.2%) and Computer programming, consultancy and related activities (27.5%).

Figure 3. Changes of the turnover index in ‘Information and communication’ compared to the same quarter of the previous year (Working day adjusted)



In **‘Other business services’** the turnover indices were higher in comparison with the third quarter of 2018. The highest growth was in Office administrative, office support and other business support activities - by 28.3%, Other professional, scientific and technical activities - by 19.1% and Cleaning activities - by 17.9%.



Methodological notes

Seasonal adjustment is a statistical method, which eliminates the seasonal component of time series and it is particularly suitable for long-term comparisons and analysis of the data.

Working day adjustment is an adjustment for variations caused by calendar effects, different number of calendar and working days in the months, national holidays and outliers.

More methodological information on the quarterly survey and data for the period 2017 - 2019 could be found on the NSI website in section Business statistics: <http://www.nsi.bg/en/content/6874/quarterly-data>.



Annex

Table 1

Changes of turnover indices in services¹ (Compared to the previous quarter)

(Per cent)

| Economic activities | Eurostat code | Quarter of 2018 | | | | Quarter of 2019 | | |
|---|---------------|-----------------|------------|------------|------------|-----------------|-------------|-------------|
| | | I | II | III | IV | I | II | III |
| Transportation, storage and post - total | H | -2.0 | 1.3 | 0.4 | 2.0 | 6.3 | -1.3 | -0.6 |
| Land transport | H49 | -1.9 | 0.6 | -1.0 | 3.1 | 6.0 | -2.0 | 0.2 |
| Water transport | H50 | -5.7 | -18.7 | 1.5 | 3.8 | 12.3 | 25.9 | 2.7 |
| Air transport | H51 | -2.8 | 8.8 | -3.0 | 3.0 | 2.6 | 3.1 | 3.1 |
| Warehousing and support activities for transportation | H52 | -3.2 | 2.1 | 6.0 | -1.0 | 9.0 | -1.5 | -3.4 |
| Postal and courier activities | H53 | 5.0 | 3.1 | -7.7 | 3.5 | -0.4 | 0.5 | 1.2 |
| Information and communication | J | -1.7 | 1.8 | 2.9 | 1.6 | 7.5 | 3.6 | 3.2 |
| Publishing activities | J58 | 18.6 | -10.5 | 7.0 | -9.0 | -1.1 | 8.7 | 9.2 |
| Motion picture, video and TV programme production, music publishing activities | J59 | 2.0 | -1.6 | -2.6 | -3.6 | -2.9 | 9.2 | 18.1 |
| Programming and broadcasting activities | J60 | 2.0 | 2.7 | 0.8 | -0.7 | 2.0 | -0.5 | 5.8 |
| Telecommunications | J61 | -3.3 | 4.7 | 2.4 | 3.3 | 4.2 | -2.0 | -1.4 |
| Computer programming, consultancy and related activities | J62 | -3.3 | 0.8 | 3.8 | 1.2 | 12.6 | 7.3 | 4.0 |
| Information service activities | J63 | 3.0 | 3.9 | 1.3 | 5.8 | 1.2 | -0.2 | 3.9 |
| Other business services | | | | | | | | |
| Legal, accounting and management consultancy activities | M69_702 | -7.7 | 4.9 | 5.7 | -15.3 | 34.0 | -1.1 | -6.4 |
| Architectural and engineering activities; technical testing and analysis | M71 | 3.9 | 5.9 | 2.4 | 2.7 | 5.6 | -8.1 | 4.9 |
| Advertising and market research | M73 | 6.2 | 2.0 | 1.2 | 3.5 | 0.3 | 0.0 | 8.4 |
| Other professional, scientific and technical activities | M74 | 2.1 | -8.8 | 1.1 | 5.7 | 15.9 | 9.6 | -11.0 |
| Employment activities | N78 | -3.8 | -3.7 | -4.7 | -2.5 | 1.5 | -4.0 | 4.3 |
| Travel agency, tour operator and other reservation service and related activities | N79 | 3.9 | -0.4 | 0.8 | 3.9 | 0.9 | 7.7 | 1.3 |
| Security and investigation activities | N80 | 1.6 | 0.5 | 1.9 | 0.6 | 0.4 | 6.7 | 3.0 |
| Cleaning activities | N812 | 3.7 | -1.8 | 0.1 | -1.4 | -0.8 | 10.8 | 5.9 |
| Office administrative, office support and other business support activities | N82 | -2.3 | 4.5 | 3.3 | 3.6 | 8.2 | 3.8 | 6.6 |

¹ Seasonally adjusted.

Table 2

Changes of turnover indices in services¹
(Compared to the same quarter of the previous year)

(Per cent)

| Economic activities | Eurostat code | Quarter of 2018 | | | | Quarter of 2019 | | |
|---|---------------|-----------------|------------|------------|------------|-----------------|-------------|-------------|
| | | I | II | III | IV | I | II | III |
| Transportation, storage and post - total | H | 6.6 | 5.6 | 2.6 | 1.7 | 10.6 | 7.3 | 6.0 |
| Land transport | H49 | 6.7 | 3.5 | 0.1 | 0.7 | 9.5 | 5.6 | 6.9 |
| Water transport | H50 | -8.4 | -25.2 | -33.4 | -19.3 | -3.7 | 50.1 | 53.4 |
| Air transport | H51 | -13.9 | 14.0 | -2.8 | 8.6 | 9.9 | 10.8 | 11.4 |
| Warehousing and support activities for transportation | H52 | 7.2 | 8.4 | 11.3 | 3.5 | 16.9 | 12.1 | 1.4 |
| Postal and courier activities | H53 | 16.6 | 15.9 | 3.3 | 3.4 | -2.4 | -4.9 | 4.8 |
| Information and communication | J | 10.3 | 6.8 | 7.1 | 3.6 | 15.2 | 17.4 | 17.2 |
| Publishing activities | J58 | 13.7 | -7.2 | -0.9 | 2.9 | -13.9 | 6.1 | 8.4 |
| Motion picture, video and TV programme production, music publishing activities | J59 | 17.9 | 10.1 | 3.6 | -11.3 | -9.7 | 7.1 | 40.2 |
| Programming and broadcasting activities | J60 | 5.9 | 10.0 | 8.4 | 3.4 | 5.5 | 0.5 | 10.3 |
| Telecommunications | J61 | -0.1 | 7.6 | 8.2 | 7.3 | 15.5 | 7.9 | 4.0 |
| Computer programming, consultancy and related activities | J62 | 19.2 | 6.2 | 8.2 | 1.4 | 20.6 | 28.9 | 27.5 |
| Information service activities | J63 | 4.3 | 10.1 | 1.5 | 16.4 | 11.9 | 5.6 | 7.8 |
| Other business services | | | | | | | | |
| Legal, accounting and management consultancy activities | M69_702 | -11.9 | -8.6 | 1.8 | -13.2 | 27.0 | 18.6 | 4.3 |
| Architectural and engineering activities; technical testing and analysis | M71 | 7.0 | 20.5 | 14.2 | 9.3 | 19.7 | -4.1 | 4.6 |
| Advertising and market research | M73 | 17.1 | 13.9 | 7.9 | 14.3 | 8.1 | 4.2 | 16.9 |
| Other professional, scientific and technical activities | M74 | -3.9 | -17.7 | -1.2 | -0.5 | 12.9 | 36.1 | 19.1 |
| Employment activities | N78 | 15.1 | -1.8 | -15.1 | -18.5 | -4.5 | -8.3 | 1.1 |
| Travel agency, tour operator and other reservation service and related activities | N79 | 12.7 | 4.1 | -0.1 | 10.1 | 6.4 | 19.4 | 14.4 |
| Security and investigation activities | N80 | 10.3 | 5.7 | 7.6 | 5.0 | 3.6 | 12.1 | 12.7 |
| Cleaning activities | N812 | 32.9 | 1.7 | 1.7 | -1.0 | -3.4 | 12.3 | 17.9 |
| Office administrative, office support and other business support activities | N82 | -0.4 | 7.0 | 7.9 | 1.6 | 33.9 | 21.3 | 28.3 |

¹ Working day adjusted.



Table 3

**Turnover indices in services - seasonally adjusted
(2015 = 100)**

| Economic activities | Eurostat code | Quarter of 2018 | | | | Quarter of 2019 | | |
|---|---------------|-----------------|--------------|--------------|--------------|-----------------|--------------|--------------|
| | | I | II | III | IV | I | II | III |
| Transportation, storage and post - total | H | 115.5 | 117.0 | 117.5 | 119.8 | 127.4 | 125.8 | 125.0 |
| Land transport | H49 | 114.0 | 114.7 | 113.6 | 117.1 | 124.1 | 121.6 | 121.8 |
| Water transport | H50 | 99.6 | 81.0 | 82.2 | 85.3 | 95.8 | 120.6 | 123.8 |
| Air transport | H51 | 93.5 | 101.7 | 98.6 | 101.6 | 104.2 | 107.4 | 110.7 |
| Warehousing and support activities for transportation | H52 | 121.9 | 124.4 | 131.9 | 130.6 | 142.3 | 140.2 | 135.4 |
| Postal and courier activities | H53 | 130.2 | 134.2 | 123.8 | 128.1 | 127.6 | 128.3 | 129.9 |
| Information and communication | J | 125.0 | 127.2 | 130.9 | 132.9 | 142.9 | 148.1 | 152.8 |
| Publishing activities | J58 | 112.7 | 100.9 | 108.0 | 98.3 | 97.2 | 105.7 | 115.4 |
| Motion picture, video and TV programme production, music publishing activities | J59 | 125.4 | 123.4 | 120.2 | 115.9 | 112.5 | 122.9 | 145.2 |
| Programming and broadcasting activities | J60 | 115.9 | 119.0 | 119.9 | 119.1 | 121.5 | 120.9 | 127.9 |
| Telecommunications | J61 | 106.3 | 111.3 | 114.0 | 117.8 | 122.8 | 120.3 | 118.6 |
| Computer programming, consultancy and related activities | J62 | 139.4 | 140.5 | 145.9 | 147.6 | 166.2 | 178.4 | 185.6 |
| Information service activities | J63 | 145.5 | 151.2 | 153.1 | 162.0 | 163.9 | 163.6 | 170.0 |
| Other business services | | | | | | | | |
| Legal, accounting and management consultancy activities | M69_702 | 108.3 | 113.6 | 120.1 | 101.7 | 136.3 | 134.8 | 126.2 |
| Architectural and engineering activities; technical testing and analysis | M71 | 79.1 | 83.8 | 85.8 | 88.1 | 93.0 | 85.5 | 89.7 |
| Advertising and market research | M73 | 112.1 | 114.3 | 115.7 | 119.8 | 120.1 | 120.1 | 130.2 |
| Other professional, scientific and technical activities | M74 | 114.8 | 104.7 | 105.8 | 111.8 | 129.6 | 142.0 | 126.4 |
| Employment activities | N78 | 109.4 | 105.4 | 100.4 | 97.9 | 99.4 | 95.4 | 99.5 |
| Travel agency, tour operator and other reservation service and related activities | N79 | 122.6 | 122.1 | 123.1 | 127.9 | 129.1 | 139.1 | 140.9 |
| Security and investigation activities | N80 | 118.4 | 119.0 | 121.3 | 122.0 | 122.5 | 130.7 | 134.6 |
| Cleaning activities | N812 | 111.8 | 109.8 | 109.9 | 108.4 | 107.5 | 119.1 | 126.1 |
| Office administrative, office support and other business support activities | N82 | 136.1 | 142.2 | 146.9 | 152.2 | 164.7 | 170.9 | 182.2 |



Table 4

**Turnover indices in services - working day adjusted
(2015 = 100)**

| Economic activities | Eurostat code | Quarter of 2018 | | | | Quarter of 2019 | | |
|---|---------------|-----------------|--------------|--------------|--------------|-----------------|--------------|--------------|
| | | I | II | III | IV | I | II | III |
| Transportation, storage and post - total | H | 104.3 | 117.8 | 128.8 | 120.7 | 115.3 | 126.5 | 136.5 |
| Land transport | H49 | 106.9 | 115.9 | 115.3 | 121.3 | 117.1 | 122.4 | 123.3 |
| Water transport | H50 | 88.9 | 83.5 | 89.9 | 84.0 | 85.6 | 125.3 | 137.9 |
| Air transport | H51 | 44.6 | 111.0 | 204.0 | 61.8 | 49.0 | 123.0 | 227.3 |
| Warehousing and support activities for transportation | H52 | 107.6 | 122.5 | 148.4 | 131.3 | 125.8 | 137.3 | 150.5 |
| Postal and courier activities | H53 | 127.0 | 133.9 | 120.4 | 135.2 | 124.0 | 127.3 | 126.2 |
| Information and communication | J | 115.9 | 125.1 | 125.0 | 150.0 | 133.4 | 146.8 | 146.5 |
| Publishing activities | J58 | 99.9 | 95.0 | 115.3 | 108.2 | 86.0 | 100.8 | 125.0 |
| Motion picture, video and TV programme production, music publishing activities | J59 | 104.5 | 119.4 | 95.7 | 167.0 | 94.4 | 127.9 | 134.2 |
| Programming and broadcasting activities | J60 | 104.5 | 127.6 | 100.3 | 140.6 | 110.2 | 128.2 | 110.6 |
| Telecommunications | J61 | 102.2 | 110.0 | 115.0 | 122.7 | 118.0 | 118.7 | 119.6 |
| Computer programming, consultancy and related activities | J62 | 127.9 | 137.6 | 137.1 | 170.2 | 154.3 | 177.4 | 174.8 |
| Information service activities | J63 | 136.8 | 145.5 | 143.7 | 187.5 | 153.1 | 153.7 | 154.9 |
| Other business services | | | | | | | | |
| Legal, accounting and management consultancy activities | M69_702 | 98.6 | 113.7 | 113.6 | 115.4 | 125.2 | 134.8 | 118.5 |
| Architectural and engineering activities; technical testing and analysis | M71 | 64.1 | 81.2 | 81.0 | 106.5 | 76.7 | 77.9 | 84.7 |
| Advertising and market research | M73 | 95.9 | 120.2 | 98.0 | 149.6 | 103.7 | 125.2 | 114.6 |
| Other professional, scientific and technical activities | M74 | 106.4 | 100.0 | 102.8 | 128.1 | 120.1 | 136.1 | 122.4 |
| Employment activities | N78 | 102.4 | 105.2 | 98.1 | 100.1 | 97.8 | 96.5 | 99.2 |
| Travel agency, tour operator and other reservation service and related activities | N79 | 78.3 | 121.4 | 197.8 | 79.9 | 83.3 | 145.0 | 226.2 |
| Security and investigation activities | N80 | 114.2 | 116.6 | 121.6 | 127.9 | 118.3 | 130.7 | 137.0 |
| Cleaning activities | N812 | 111.2 | 110.0 | 112.6 | 104.0 | 107.4 | 123.5 | 132.8 |
| Office administrative, office support and other business support activities | N82 | 134.7 | 141.5 | 141.5 | 144.0 | 180.4 | 171.7 | 181.6 |