



TURNOVER INDICES IN SERVICES IN THE FIRST QUARTER OF 2018¹

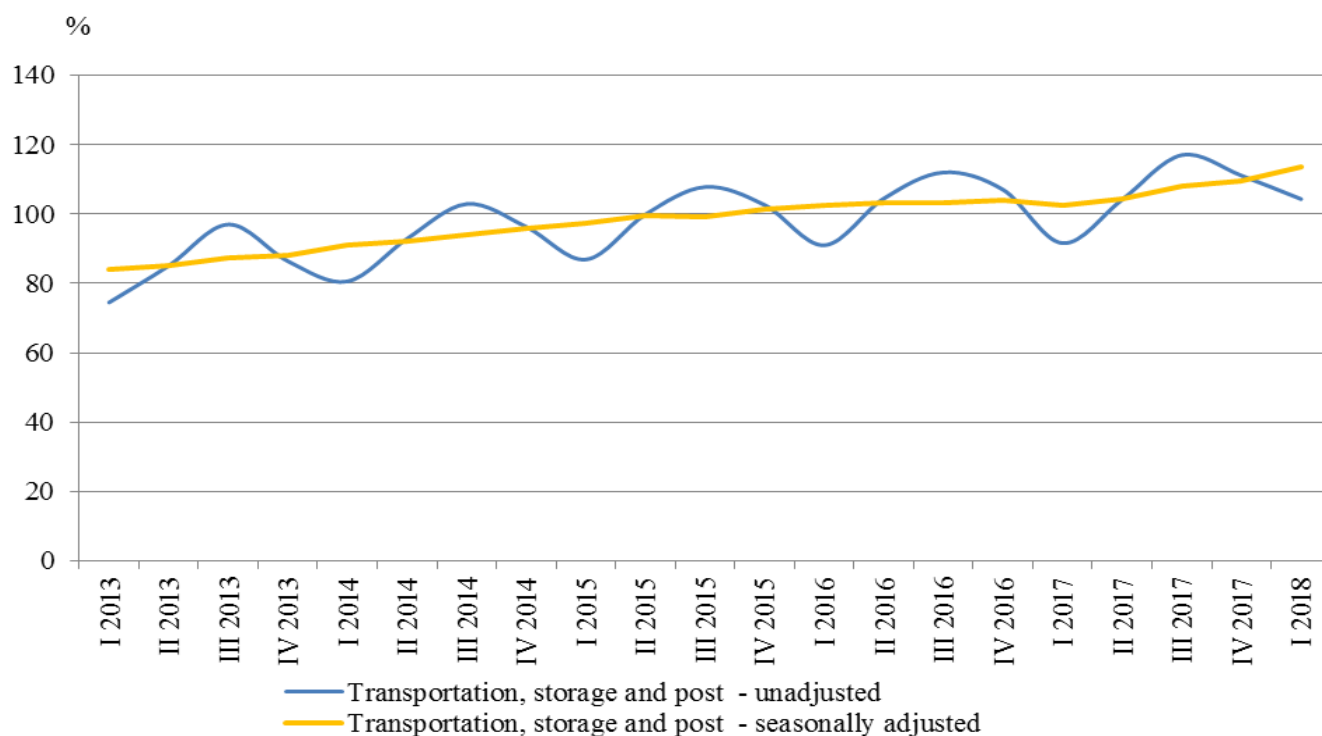
In compliance with Regulation (EC) № 1165/98 and amendment Regulation (EC) № 1158/2005 since January 2018 the base year for Short-term business statistics has been changed. All short-term indicators presented in the form of indices are calculated and published at 2015 as a base year. The time series has been recalculated according to the new base year and they can be downloaded from INFOSTAT information system: https://infostat.nsi.bg/infostat/pages/module.jsf?x_2=217

The turnover indices in services cover the activities included in sections ‘**Transportation, storage and post**’, ‘**Information and communication**’ and ‘**Other business services**’.

Quarterly changes

According to the preliminary data in the first quarter of 2018 total turnover index in section ‘**Transportation, storage and post**’, calculated on the basis of seasonally adjusted data, increased by 3.5% compared to the fourth quarter of 2017. A growth was observed in all activities in the section. The highest rise was in Water transport - by 19.9%.

Figure 1. Quarterly turnover indices in ‘Transportation, storage and post’ (2015 = 100)

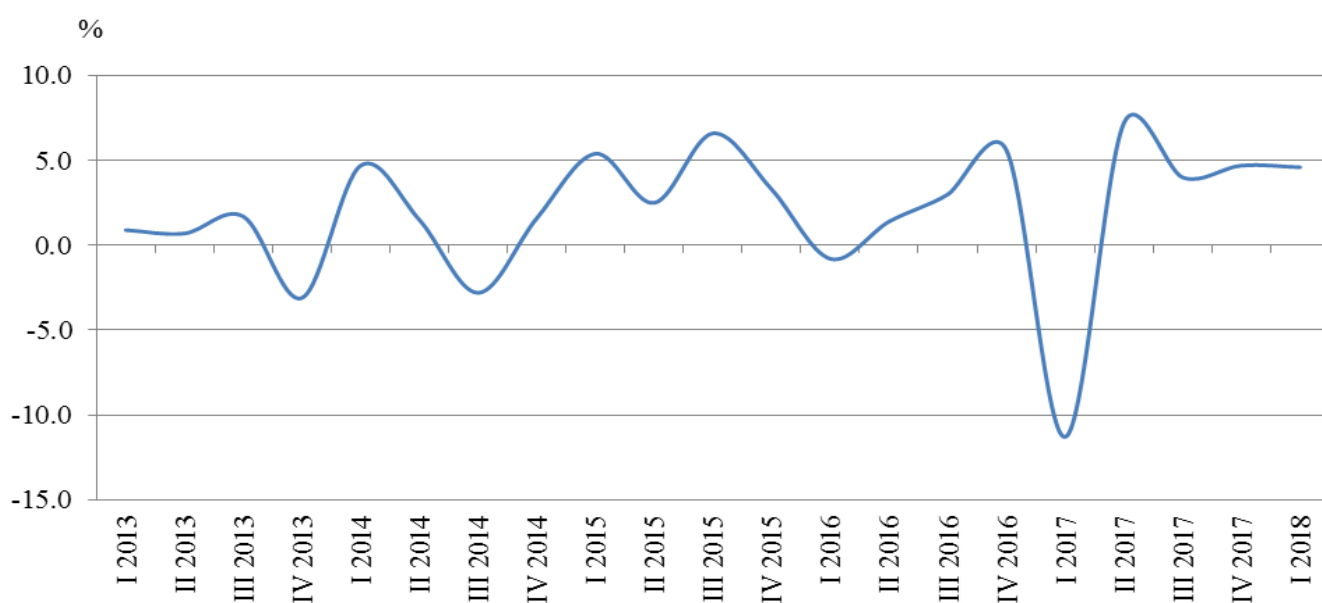


¹ Preliminary data.



The total turnover index for section **‘Information and communication’** increased by 4.6% compared to the fourth quarter of 2017. The largest growth was reported in Information service activities and Publishing activities - by 26.5% and 20.1%, respectively. A decrease was seen only in Telecommunications - by 4.4%.

Figure 2. Changes of turnover indices in ‘Information and communication’ compared to the previous quarter (Seasonally adjusted)



In almost all activities in **‘Other business services’** an increase in comparison with the previous quarter was registered. The highest was in Legal, accounting and management consultancy activities - by 38.0%, while the largest drop was observed in Employment activities - by 21.6%.

Annual changes

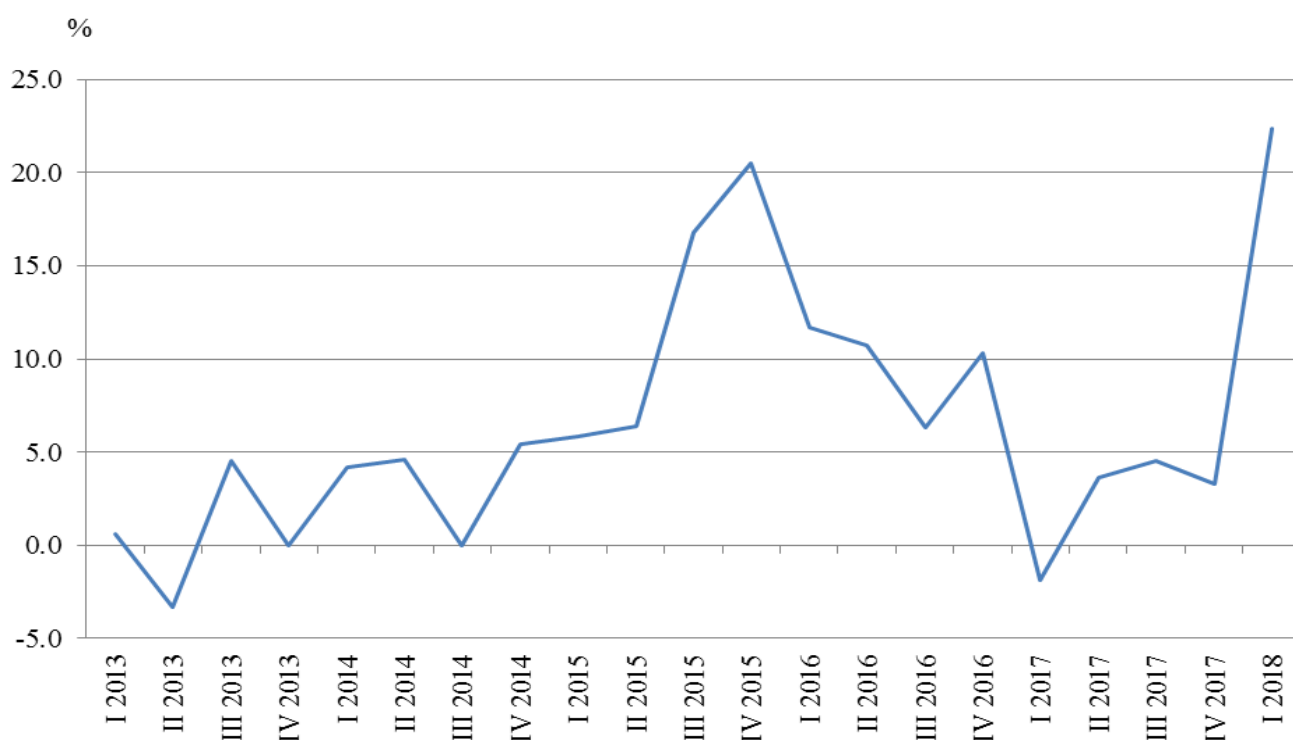
During the first quarter of 2018 the total turnover index, working day adjusted, in section **‘Transportation, storage and post’** increased by 12.2% compared to the same quarter of 2017. An increase was observed in all activities in the sector. The greatest growth was in Postal and courier services (18.3%) and Water transport (16.2%).

The total working day adjusted turnover index in section **‘Information and communication’** increased by 22.4% compared to the first quarter of 2017. The highest rise was observed in Information service activities - by 56.4%, Computer programming, consultancy and related activities - by 39.7% and Motion picture,



video and TV programme production, music publishing activities - by 32.9%. A decrease was registered only in Telecommunications - by 0.7%.

Figure 3. Changes of the turnover index in 'Information and communication' compared to the same quarter of the previous year (Working day adjusted)



In '**Other business services**' compared to the first quarter of 2017 a rise was observed in all activities. The most significant is the increase in Cleaning activities - by 28.4%, Legal, accounting and management consultancy activities - by 26.6% and Travel agency, tour operator and other reservation service and related activities - by 24.1%.



Methodological notes

Seasonal adjustment is a statistical method, which eliminates the seasonal component of time series and it is particularly suitable for long-term comparisons and analysis of the data.

Working day adjustment is an adjustment for variations caused by calendar effects, different number of calendar and working days in the months, national holydays and outliers.

More methodological information on the quarterly survey and data for the period 2016 - 2018 could be found on the NSI website in section Business statistics: <http://www.nsi.bg/en/content/6874/quarterly-data>.

Annex

Table 1

Changes of turnover indices in services¹
(Compared to the previous quarter)

(Per cent)

Economic activities	Eurostat code	Quarter of 2017				Quarter of 2018 ²
		I	II	III	IV	I
Transportation, storage and post - total	H	-1.2	1.8	3.4	1.5	3.5
Land transport	H49	-1.4	0.9	3.5	1.9	3.8
Water transport	H50	-23.4	-3.3	14.3	-12.4	19.9
Air transport	H51	-11.7	7.2	0.9	-4.9	5.6
Warehousing and support activities for transportation	H52	2.0	2.6	3.4	1.5	1.8
Postal and courier activities	H53	-0.7	5.0	3.1	4.1	4.3
Information and communication	J	-11.3	7.2	4.0	4.7	4.6
Publishing activities	J58	-9.6	7.6	3.4	-15.3	20.1
Motion picture, video and TV programme production, music publishing activities	J59	-27.5	6.4	1.5	18.8	3.3
Programming and broadcasting activities	J60	4.7	0.0	0.6	2.8	1.4
Telecommunications	J61	6.3	-1.4	0.8	4.4	-4.4
Computer programming, consultancy and related activities	J62	-22.9	15.4	5.3	7.8	6.7
Information service activities	J63	-11.5	11.1	14.4	-5.1	26.5
Other business services						
Legal, accounting and management consultancy activities	M69_702	-2.7	-2.0	-3.6	-3.1	38.0
Architectural and engineering activities; technical testing and analysis	M71	1.5	-1.8	-0.4	0.1	1.1
Advertising and market research	M73	1.8	4.6	-0.5	3.3	5.0
Other professional, scientific and technical activities	M74	-7.5	12.3	-15.1	3.0	14.8
Employment activities	N78	-13.9	22.3	8.9	5.4	-21.6
Travel agency, tour operator and other reservation service and related activities	N79	-1.6	-0.4	2.7	1.1	7.5
Security and investigation activities	N80	6.1	3.2	1.9	3.8	-0.6
Cleaning activities	N812	-12.3	3.8	-1.5	5.2	17.8
Office administrative, office support and other business support activities	N82	3.8	2.7	2.7	-0.6	4.5

¹ Seasonally adjusted.

² Preliminary data.



Table 2

Changes of turnover indices in services¹
(Compared to the same quarter of the previous year)

(Per cent)

Economic activities	Eurostat code	Quarter of 2017				Quarter of 2018 ²
		I	II	III	IV	I
Transportation, storage and post - total	H	-0.3	0.0	5.6	5.1	12.2
Land transport	H49	-2.3	-2.8	4.3	3.7	12.5
Water transport	H50	-10.9	-33.4	-36.3	-26.0	16.2
Air transport	H51	-27.3	-6.4	0.6	-9.5	8.6
Warehousing and support activities for transportation	H52	8.4	8.4	12.1	10.1	10.7
Postal and courier activities	H53	4.7	9.0	9.9	11.2	18.3
Information and communication	J	-1.9	3.6	4.5	3.3	22.4
Publishing activities	J58	0.8	15.6	23.9	-15.3	13.5
Motion picture, video and TV programme production, music publishing activities	J59	-17.9	-8.9	-16.8	-6.2	32.9
Programming and broadcasting activities	J60	13.3	6.5	7.0	9.9	3.3
Telecommunications	J61	6.0	1.5	5.3	10.4	-0.7
Computer programming, consultancy and related activities	J62	-10.0	3.7	0.5	0.9	39.7
Information service activities	J63	6.1	12.4	27.0	4.3	56.4
Other business services						
Legal, accounting and management consultancy activities	M69_702	-4.8	-3.3	-11.0	-12.2	26.6
Architectural and engineering activities; technical testing and analysis	M71	-8.6	-8.5	-6.6	-4.1	1.5
Advertising and market research	M73	-6.6	-0.7	4.2	8.6	14.6
Other professional, scientific and technical activities	M74	-10.1	9.0	-10.2	-9.1	12.8
Employment activities	N78	2.7	8.7	15.6	20.9	10.1
Travel agency, tour operator and other reservation service and related activities	N79	10.0	-2.8	-8.8	-4.4	24.1
Security and investigation activities	N80	13.1	15.4	13.1	17.7	7.8
Cleaning activities	N812	-6.0	-2.6	-11.2	-6.6	28.4
Office administrative, office support and other business support activities	N82	7.0	10.5	11.4	8.6	9.4

¹ Working day adjusted.

² Preliminary data.

Table 3

**Turnover indices in services - seasonally adjusted
(2015 = 100)**

Economic activities	Eurostat code	Quarter of 2017				Quarter of 2018 ¹
		I	II	III	IV	I
Transportation, storage and post - total	H	102.5	104.4	108.0	109.5	113.4
Land transport	H49	100.7	101.6	105.2	107.2	111.3
Water transport	H50	82.5	79.8	91.2	79.9	95.8
Air transport	H51	84.4	90.5	91.3	86.8	91.7
Warehousing and support activities for transportation	H52	110.8	113.7	117.6	119.4	121.6
Postal and courier activities	H53	108.2	113.6	117.1	121.9	127.2
Information and communication	J	103.5	111.0	115.4	120.9	126.5
Publishing activities	J58	99.3	106.8	110.4	93.5	112.3
Motion picture, video and TV programme production, music publishing activities	J59	93.6	99.6	101.1	120.1	124.1
Programming and broadcasting activities	J60	112.6	112.6	113.3	116.5	118.1
Telecommunications	J61	108.3	106.8	107.7	112.4	107.5
Computer programming, consultancy and related activities	J62	97.7	112.7	118.7	128.0	136.6
Information service activities	J63	117.9	131.0	149.8	142.1	179.8
Other business services						
Legal, accounting and management consultancy activities	M69_702	105.3	103.2	99.5	96.4	133.0
Architectural and engineering activities; technical testing and analysis	M71	81.1	79.6	79.3	79.4	80.3
Advertising and market research	M73	101.2	105.9	105.4	108.9	114.3
Other professional, scientific and technical activities	M74	100.5	112.9	95.9	98.8	113.4
Employment activities	N78	92.7	113.4	123.5	130.2	102.1
Travel agency, tour operator and other reservation service and related activities	N79	106.5	106.1	109.0	110.2	118.5
Security and investigation activities	N80	114.0	117.7	119.9	124.4	123.7
Cleaning activities	N812	97.4	101.1	99.6	104.8	123.5
Office administrative, office support and other business support activities	N82	121.4	124.7	128.1	127.3	133.0

¹ Preliminary data.



Table 4

**Turnover indices in services - working day adjusted
(2015 = 100)**

Economic activities	Eurostat code	Quarter of 2017				Quarter of 2018 ¹
		I	II	III	IV	I
Transportation, storage and post - total	H	91.3	104.2	118.7	111.3	102.5
Land transport	H49	92.3	102.3	108.1	111.1	103.8
Water transport	H50	71.6	82.6	101.0	79.3	83.2
Air transport	H51	43.1	91.5	192.3	52.7	46.8
Warehousing and support activities for transportation	H52	97.9	111.1	130.0	123.2	108.4
Postal and courier activities	H53	105.7	112.4	114.2	128.3	125.0
Information and communication	J	97.6	110.1	109.8	134.8	119.4
Publishing activities	J58	87.7	101.7	115.2	104.4	99.5
Motion picture, video and TV programme production, music publishing activities	J59	77.5	97.7	84.0	169.5	103.0
Programming and broadcasting activities	J60	100.6	120.1	92.9	143.4	103.9
Telecommunications	J61	104.3	105.5	108.6	116.9	103.6
Computer programming, consultancy and related activities	J62	91.4	112.2	110.5	145.3	127.7
Information service activities	J63	118.9	126.1	138.2	153.7	186.0
Other business services						
Legal, accounting and management consultancy activities	M69_702	92.9	103.8	92.8	110.8	117.6
Architectural and engineering activities; technical testing and analysis	M71	61.5	72.8	77.5	105.0	62.4
Advertising and market research	M73	83.8	108.9	94.3	135.0	96.0
Other professional, scientific and technical activities	M74	92.3	107.4	93.7	113.9	104.1
Employment activities	N78	92.7	113.4	123.5	130.2	102.1
Travel agency, tour operator and other reservation service and related activities	N79	61.8	105.5	178.7	65.6	76.7
Security and investigation activities	N80	108.0	119.3	119.5	130.2	116.4
Cleaning activities	N812	83.2	106.9	107.3	104.1	106.8
Office administrative, office support and other business support activities	N82	121.1	123.5	123.9	132.4	132.5

¹ Preliminary data.