



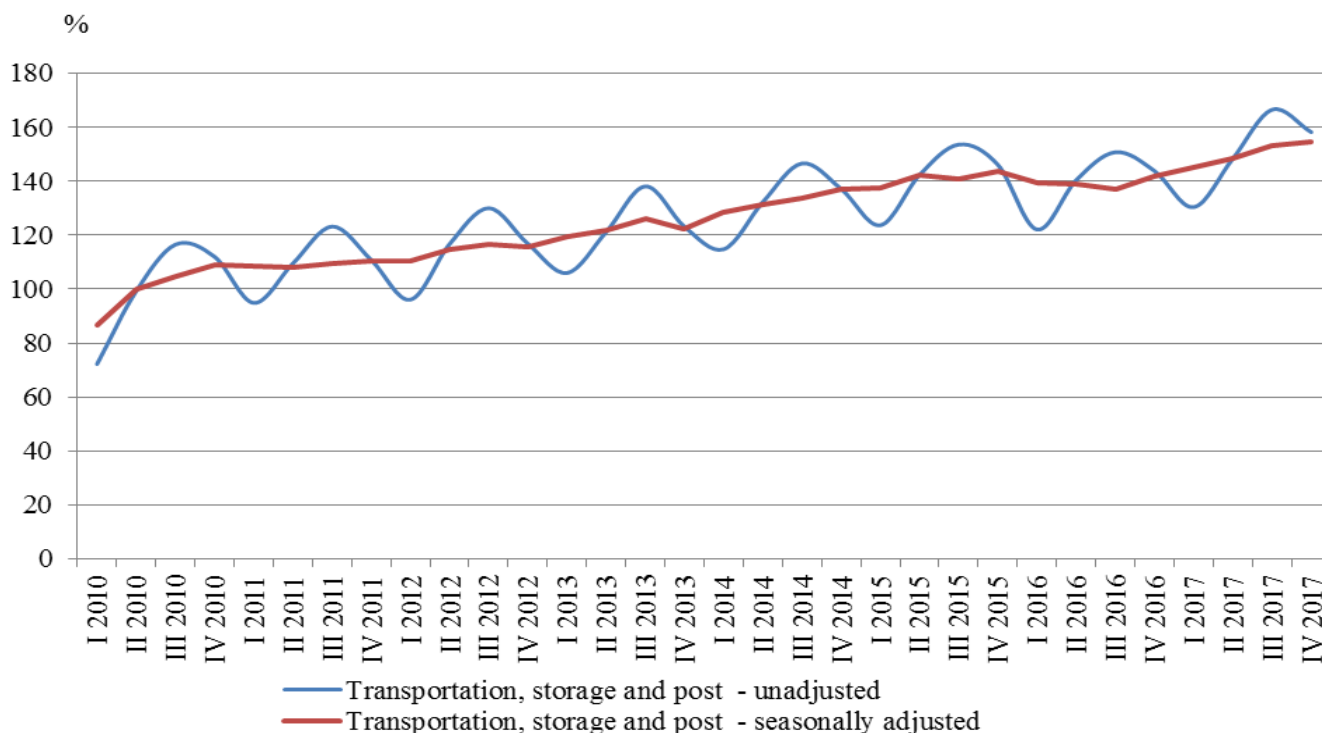
TURNOVER INDICES IN SERVICES IN THE FOURTH QUARTER OF 2017¹

The turnover indices in services cover the activities included in sections ‘**Transportation, storage and post**’, ‘**Information and communication**’ and ‘**Other business services**’.

Quarterly changes

According to the preliminary data in the fourth quarter of 2017 total turnover index in section ‘**Transportation, storage and post**’, calculated on the basis of seasonally adjusted data, increased by 1.0% compared to the third quarter of 2017. A highest growth was registered in Postal and courier services - by 3.4% and Warehousing and support activities for transportation - by 3.3%. A decrease was observed in Water transport and Air transport - by 15.6% and 7.5%, respectively.

Figure 1. Quarterly turnover indices in ‘Transportation, storage and post’ (2010 = 100)

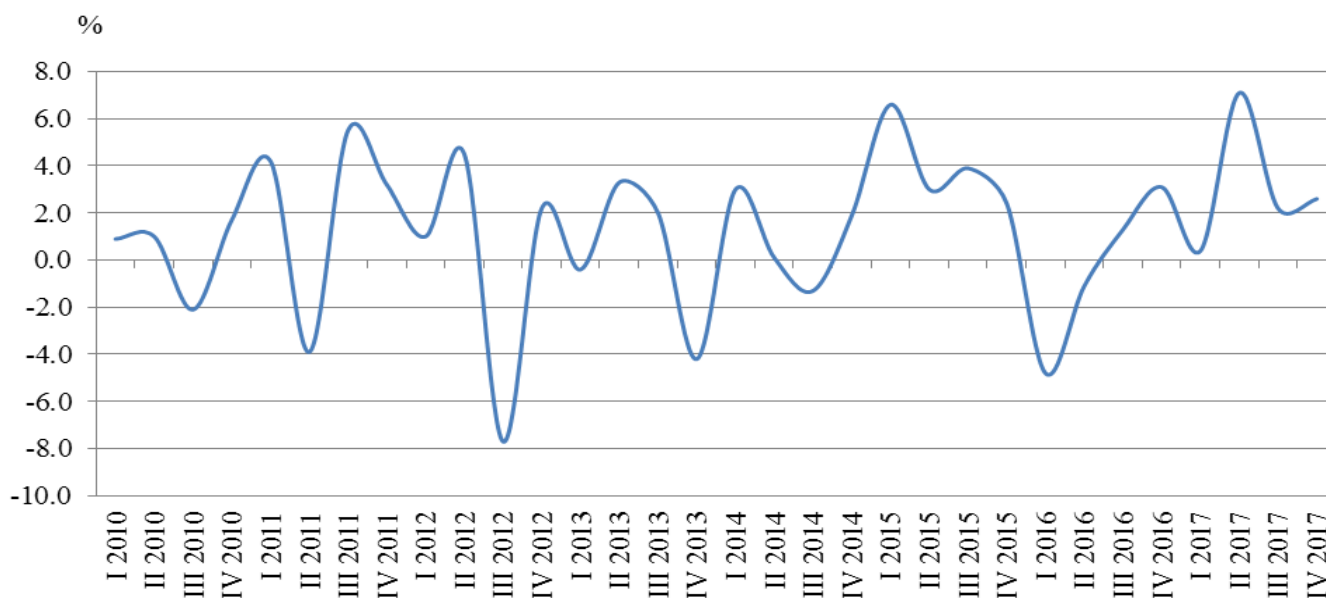


¹ Preliminary data.



The total turnover index for section **‘Information and communication’** increased by 2.6% compared to the third quarter of 2017. The largest growth was reported in Motion picture, video and TV programme production, music publishing activities - by 9.3%. The greatest decrease was seen in Publishing activities - by 18.4%.

Figure 2. Changes of turnover indices in ‘Information and communication’ compared to the previous quarter (Seasonally adjusted)



In almost all activities in **‘Other business services’** an increase in comparison with the previous quarter was registered. The highest was in Employment activities - by 9.7%, while the largest drop was observed in Architectural and engineering activities; technical testing and analysis - by 2.3%.

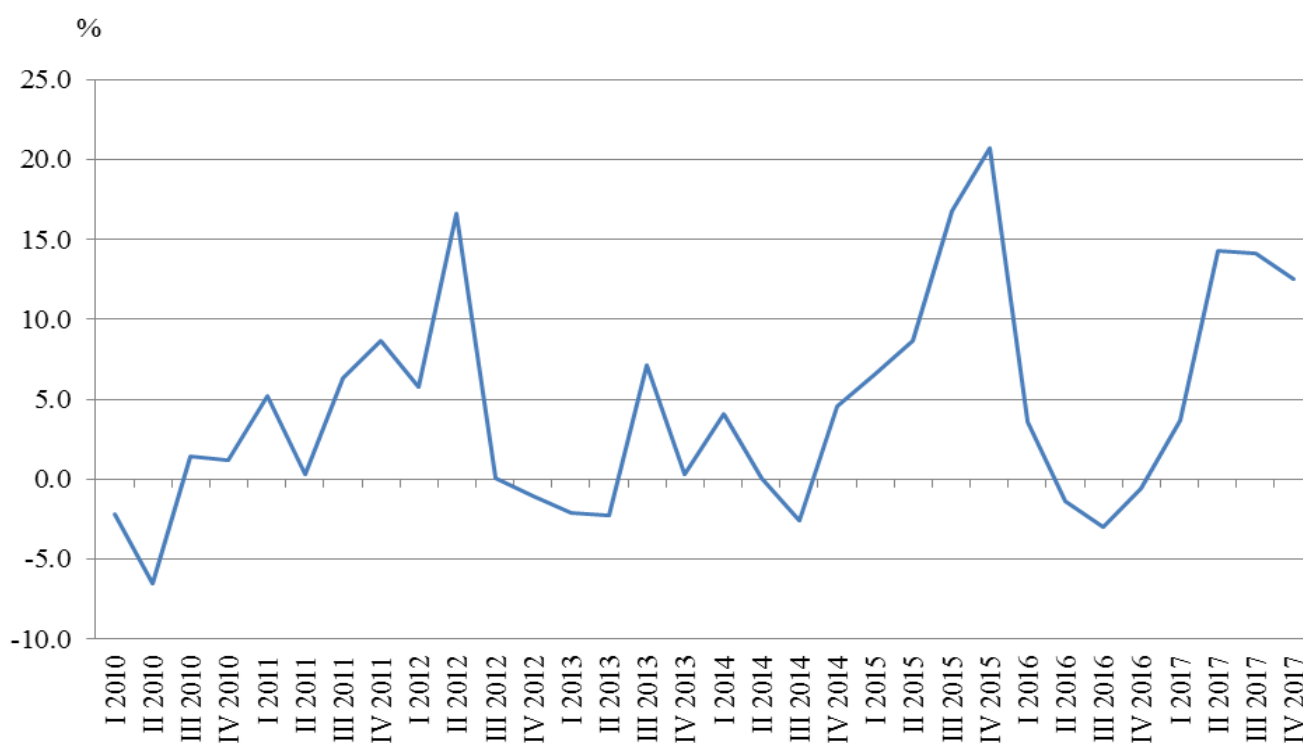
Annual changes

During the fourth quarter of 2017 the total turnover index, working day adjusted, in section **‘Transportation, storage and post’** increased by 9.6% compared to the same quarter of 2016. An increase was observed in most activities in the sector. The greatest growth was in Postal and courier services (14.0%) and Warehousing and support activities for transportation (13.7%). A decline was seen in Water transport and Air transport - by 26.7% and 5.4%, respectively.



The total working day adjusted turnover index in section **‘Information and communication’** increased by 12.5% compared to the fourth quarter of 2016. The highest rise was observed in Computer programming, consultancy and related activities - by 18.1%. A decrease was registered only in Publishing activities - by 25.2%.

Figure 3. Changes of the turnover index in ‘Information and communication’ compared to the same quarter of the previous year (Working day adjusted)



In **‘Other business services’** compared to the fourth quarter of 2016 the highest increase was observed in Employment activities - by 37.5%. A drop was seen only in Architectural and engineering activities; technical testing and analysis - by 3.8%.



Methodological notes

Seasonal adjustment is a statistical method, which eliminates the seasonal component of time series and it is particularly suitable for long-term comparisons and analysis of the data.

Working day adjustment is an adjustment for variations caused by calendar effects, different number of calendar and working days in the months, national holydays and outliers.

More methodological information on the quarterly survey and data for the period 2015 - 2017 could be found on the NSI website in section Business statistics: <http://www.nsi.bg/en/content/6874/quarterly-data>.



Annex

Table 1

Changes of turnover indices in services¹ (Compared to the previous quarter)

(Per cent)

Economic activities	Eurostat code	Quarter of 2016				Quarter of 2017 ²			
		I	II	III	IV	I	II	III	IV
Transportation, storage and post - total	H	-2.9	-0.6	-1.2	3.2	2.4	2.4	3.1	1.0
Land transport	H49	-4.0	-1.2	-3.0	3.9	3.3	1.7	1.9	0.7
Water transport	H50	4.3	10.3	4.7	-11.2	-6.7	-12.5	7.0	-15.6
Air transport	H51	-2.4	-2.1	-0.4	-1.7	-2.8	-1.3	12.6	-7.5
Warehousing and support activities for transportation	H52	-0.7	0.5	2.3	3.3	1.8	4.5	3.9	3.3
Postal and courier activities	H53	-0.5	0.8	1.2	3.2	2.0	5.5	3.1	3.4
Information and communication	J	-4.8	-1.1	1.3	3.1	0.4	7.1	2.2	2.6
Publishing activities	J58	10.7	-3.4	-1.4	9.9	-11.1	5.8	4.3	-18.4
Motion picture, video and TV programme production, music publishing activities	J59	-17.8	-8.0	11.2	11.4	-17.5	9.9	-1.8	9.3
Programming and broadcasting activities	J60	-5.9	5.0	0.4	2.7	7.7	3.8	5.3	-0.1
Telecommunications	J61	-2.2	-0.6	0.0	-0.5	4.9	0.2	2.2	3.3
Computer programming, consultancy and related activities	J62	-6.8	-1.8	1.8	4.5	-1.4	13.7	0.6	5.5
Information service activities	J63	-5.2	1.2	2.3	4.3	4.0	6.3	11.1	-5.7
Other business services									
Legal, accounting and management consultancy activities	M69_702	-15.5	2.3	1.8	2.3	2.4	2.5	-1.0	-0.6
Architectural and engineering activities; technical testing and analysis	M71	-29.4	4.2	2.0	-4.2	1.8	-5.7	2.6	-2.3
Advertising and market research	M73	0.1	-1.9	-4.1	-1.7	1.9	3.7	2.8	1.7
Other professional, scientific and technical activities	M74	-9.3	-10.7	3.4	3.3	10.5	10.9	-14.4	2.9
Employment activities	N78	-26.0	9.5	4.4	4.8	2.1	11.2	8.5	9.7
Travel agency, tour operator and other reservation service and related activities	N79	-6.2	3.6	2.0	0.8	7.3	-5.4	-2.7	0.8
Security and investigation activities	N80	1.7	2.0	1.3	1.8	2.1	5.8	2.7	6.3
Cleaning activities	N812	-0.1	0.2	-1.1	6.2	1.1	4.0	-3.5	0.7
Office administrative, office support and other business support activities	N82	-7.6	-11.3	4.4	8.7	8.7	2.9	3.6	4.0

¹ Seasonally adjusted.

² Preliminary data.



Table 2

Changes of turnover indices in services¹
(Compared to the same quarter of the previous year)

(Per cent)

Economic activities	Eurostat code	Quarter of 2016				Quarter of 2017 ²			
		I	II	III	IV	I	II	III	IV
Transportation, storage and post - total	H	1.7	-2.8	-2.5	-1.2	4.3	7.4	11.9	9.6
Land transport	H49	1.9	-3.6	-5.8	-4.3	3.2	6.0	11.4	8.8
Water transport	H50	5.2	-9.9	31.1	6.5	-6.1	-25.9	-23.9	-26.7
Air transport	H51	-11.0	-8.0	-0.2	-7.6	-18.8	-5.9	9.3	-5.4
Warehousing and support activities for transportation	H52	1.1	-1.2	1.8	6.1	9.8	14.4	15.2	13.7
Postal and courier activities	H53	10.0	8.1	4.9	4.6	7.6	13.6	15.3	14.0
Information and communication	J	3.6	-1.4	-3.0	-0.6	3.7	14.3	14.1	12.5
Publishing activities	J58	10.1	12.0	4.5	19.5	-8.8	2.2	9.4	-25.2
Motion picture, video and TV programme production, music publishing activities	J59	9.6	1.0	12.7	-4.9	-6.7	8.8	-2.9	9.6
Programming and broadcasting activities	J60	-9.3	3.2	-1.8	-0.3	18.2	18.8	19.1	13.7
Telecommunications	J61	4.4	1.2	-2.2	-3.6	3.7	4.6	8.2	11.7
Computer programming, consultancy and related activities	J62	1.5	-6.9	-6.8	0.1	2.8	22.9	17.8	18.1
Information service activities	J63	15.0	7.6	4.7	0.4	12.7	23.3	34.9	9.5
Other business services									
Legal, accounting and management consultancy activities	M69_702	-4.7	-5.9	-10.1	-10.9	9.2	10.2	2.0	0.8
Architectural and engineering activities; technical testing and analysis	M71	-18.0	-15.2	-20.4	-28.6	3.2	-7.7	-5.6	-3.8
Advertising and market research	M73	16.7	8.1	-4.1	-9.7	-3.5	2.4	6.8	11.4
Other professional, scientific and technical activities	M74	-2.5	-13.1	-21.3	-13.5	5.3	31.9	7.8	7.6
Employment activities	N78	-18.2	-9.1	-9.1	-10.9	20.9	24.0	32.0	37.5
Travel agency, tour operator and other reservation service and related activities	N79	-1.6	1.1	3.2	-3.1	20.5	-0.4	-4.3	0.2
Security and investigation activities	N80	12.0	12.7	6.9	5.8	7.4	13.9	14.7	17.6
Cleaning activities	N812	2.1	1.2	-7.4	6.4	6.9	12.0	5.6	0.1
Office administrative, office support and other business support activities	N82	20.7	9.5	10.0	-11.6	14.1	24.5	22.0	19.4

¹ Working day adjusted.

² Preliminary data.



Table 3

**Turnover indices in services - seasonally adjusted
(2010 = 100)**

Economic activities	Eurostat code	Quarter of 2016				Quarter of 2017 ¹			
		I	II	III	IV	I	II	III	IV
Transportation, storage and post - total	H	139.6	138.8	137.1	141.6	145.0	148.4	153.0	154.5
Land transport	H49	138.0	136.3	132.2	137.4	142.0	144.4	147.2	148.2
Water transport	H50	40.9	45.1	47.2	41.9	39.1	34.2	36.6	30.9
Air transport	H51	98.2	96.1	95.7	94.1	91.5	90.3	101.7	94.1
Warehousing and support activities for transportation	H52	175.1	175.9	180.0	186.0	189.4	198.0	205.7	212.5
Postal and courier activities	H53	158.3	159.5	161.4	166.6	170.0	179.4	184.9	191.1
Information and communication	J	126.4	125.0	126.6	130.6	131.1	140.5	143.6	147.3
Publishing activities	J58	99.0	95.6	94.3	103.6	92.1	97.4	101.6	82.9
Motion picture, video and TV programme production, music publishing activities	J59	140.2	129.0	143.5	159.8	131.8	144.9	142.3	155.6
Programming and broadcasting activities	J60	120.5	126.5	127.0	130.4	140.4	145.7	153.4	153.2
Telecommunications	J61	83.2	82.7	82.7	82.3	86.3	86.5	88.4	91.3
Computer programming, consultancy and related activities	J62	216.3	212.5	216.3	226.1	222.9	253.4	254.9	268.8
Information service activities	J63	215.3	217.8	222.8	232.4	241.7	257.0	285.4	269.2
Other business services									
Legal, accounting and management consultancy activities	M69_702	119.2	121.9	124.1	126.9	130.0	133.3	132.0	131.2
Architectural and engineering activities; technical testing and analysis	M71	87.7	91.4	93.2	89.3	90.9	85.7	87.9	85.9
Advertising and market research	M73	111.1	109.0	104.5	102.7	104.6	108.5	111.5	113.4
Other professional, scientific and technical activities	M74	151.7	135.4	140.0	144.6	159.8	177.2	151.7	156.1
Employment activities	N78	214.8	235.1	245.4	257.2	262.6	292.0	316.8	347.5
Travel agency, tour operator and other reservation service and related activities	N79	137.5	142.5	145.3	146.5	157.2	148.7	144.7	145.8
Security and investigation activities	N80	124.0	126.5	128.2	130.5	133.2	140.9	144.7	153.8
Cleaning activities	N812	136.1	136.4	134.9	143.3	144.9	150.7	145.5	146.5
Office administrative, office support and other business support activities	N82	298.1	264.3	275.9	300.0	326.1	335.6	347.7	361.6

¹ Preliminary data.



Table 4

**Turnover indices in services - working day adjusted
(2010 = 100)**

Economic activities	Eurostat code	Quarter of 2016				Quarter of 2017 ¹			
		I	II	III	IV	I	II	III	IV
Transportation, storage and post - total	H	124.7	139.0	149.3	144.4	130.0	149.3	167.1	158.2
Land transport	H49	126.9	137.4	135.4	144.1	131.0	145.6	150.9	156.8
Water transport	H50	32.6	46.4	56.5	42.7	30.6	34.4	43.0	31.3
Air transport	H51	54.8	99.3	176.8	55.6	44.5	93.4	193.2	52.6
Warehousing and support activities for transportation	H52	155.2	172.6	197.3	191.8	170.4	197.4	227.2	218.0
Postal and courier activities	H53	155.5	156.8	157.2	176.1	167.3	178.1	181.2	200.8
Information and communication	J	117.0	121.4	121.6	150.2	121.3	138.7	138.8	168.9
Publishing activities	J58	86.5	89.5	95.0	125.0	78.9	91.5	103.9	93.5
Motion picture, video and TV programme production, music publishing activities	J59	116.2	128.1	122.4	219.2	108.4	139.4	118.9	240.2
Programming and broadcasting activities	J60	108.6	133.2	104.8	156.5	128.4	158.3	124.8	178.0
Telecommunications	J61	80.3	82.1	83.1	85.2	83.3	85.9	89.9	95.2
Computer programming, consultancy and related activities	J62	195.5	202.3	206.7	272.2	200.9	248.7	243.5	321.4
Information service activities	J63	206.2	202.1	199.0	274.1	232.4	249.2	268.4	300.1
Other business services									
Legal, accounting and management consultancy activities	M69_702	109.9	121.0	117.0	141.6	120.0	133.3	119.3	142.8
Architectural and engineering activities; technical testing and analysis	M71	68.2	86.5	89.0	119.7	70.4	79.8	84.0	115.2
Advertising and market research	M73	91.7	112.0	92.7	127.7	88.5	114.7	99.0	142.3
Other professional, scientific and technical activities	M74	138.3	128.4	137.4	167.6	145.6	169.3	148.1	180.4
Employment activities	N78	210.0	244.0	246.8	252.9	253.9	302.6	325.8	347.7
Travel agency, tour operator and other reservation service and related activities	N79	73.3	145.6	256.5	90.8	88.3	145.0	245.4	91.0
Security and investigation activities	N80	119.9	126.5	127.4	133.0	128.8	144.1	146.1	156.4
Cleaning activities	N812	112.7	141.3	148.0	147.9	120.5	158.3	156.3	148.1
Office administrative, office support and other business support activities	N82	284.7	270.5	271.6	300.1	324.8	336.9	331.4	358.2

¹ Preliminary data.