



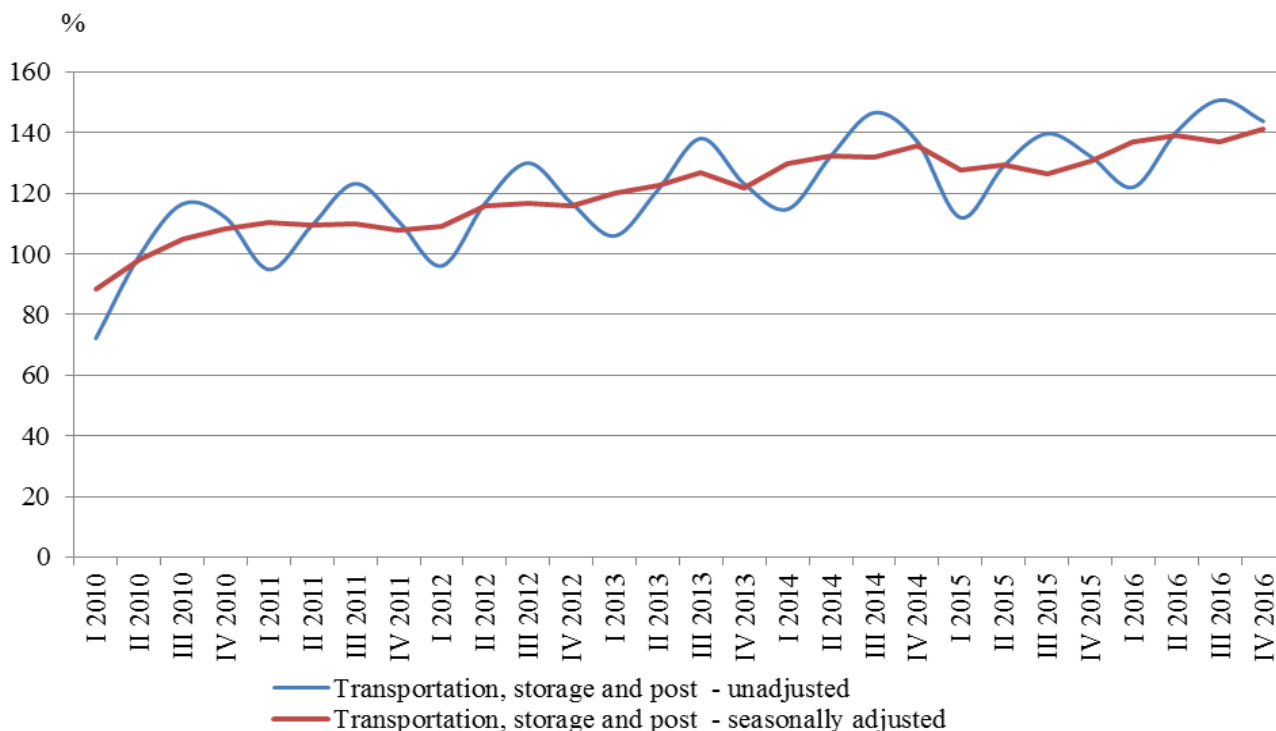
TURNOVER INDICES IN SERVICES IN THE FOURTH QUARTER OF 2016¹

The turnover indices in services cover the activities included in sections ‘Transportation, storage and post’, ‘Information and communication’ and ‘Other business services’.

Quarterly changes

According to the preliminary data in the fourth quarter of 2016 total turnover index in section ‘Transportation, storage and post’, calculated on the basis of seasonally adjusted data, increased by 3.1% compared to the third quarter of 2016. A growth was registered in almost all activities. The most significant was in Warehousing and support activities for transportation - by 7.0%. A decline was observed only in Water transport (22.8%).

Figure 1. Quarterly turnover indices in ‘Transportation, storage and post’ (2010 = 100)

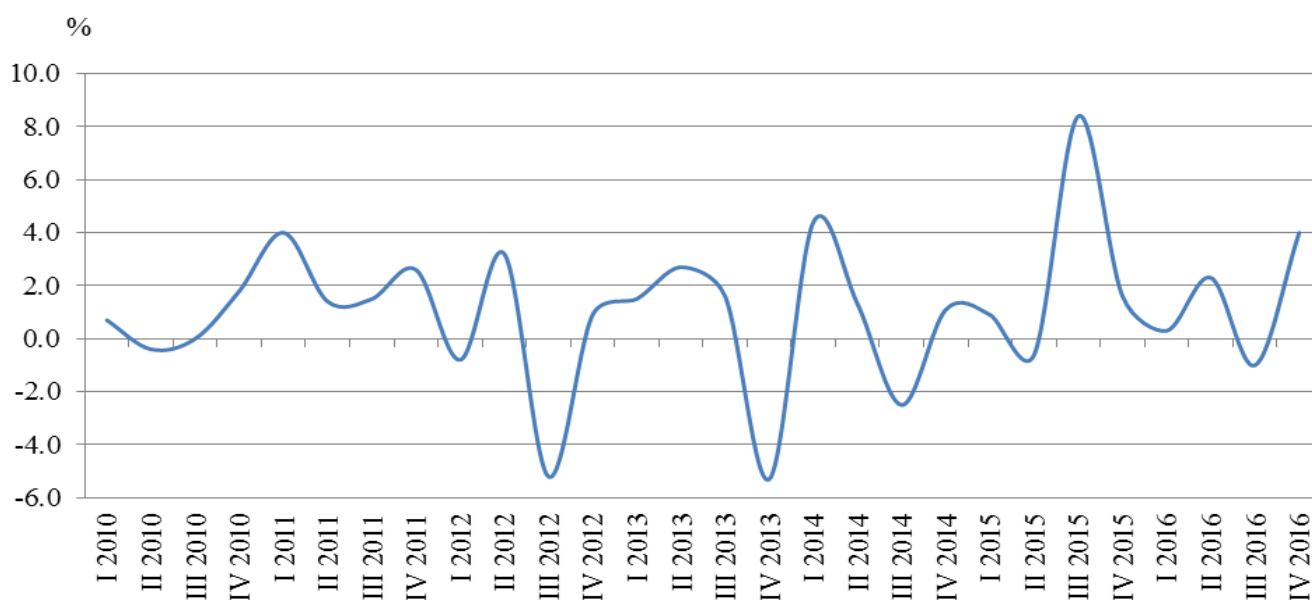


¹ Preliminary data.



The total turnover index for section **‘Information and communication’** increased by 4.0% compared to the third quarter of 2016. The largest growth was reported in Publishing activities and Motion picture, video and TV programme production, music publishing activities - by 12.7%. A decrease was seen in Programming and broadcasting activities (3.9%) and Telecommunications (0.8%).

Figure 2. Changes of turnover indices in ‘Information and communication’ compared to the previous quarter (Seasonally adjusted)



In almost all activities in **‘Other business services’** an increase in comparison with the previous quarter was registered. The highest was in Other professional, scientific and technical activities - by 7.9%, while a decline was observed in Architectural and engineering activities; technical testing and analysis - by 9.7% and in Advertising and market research - by 4.9%.

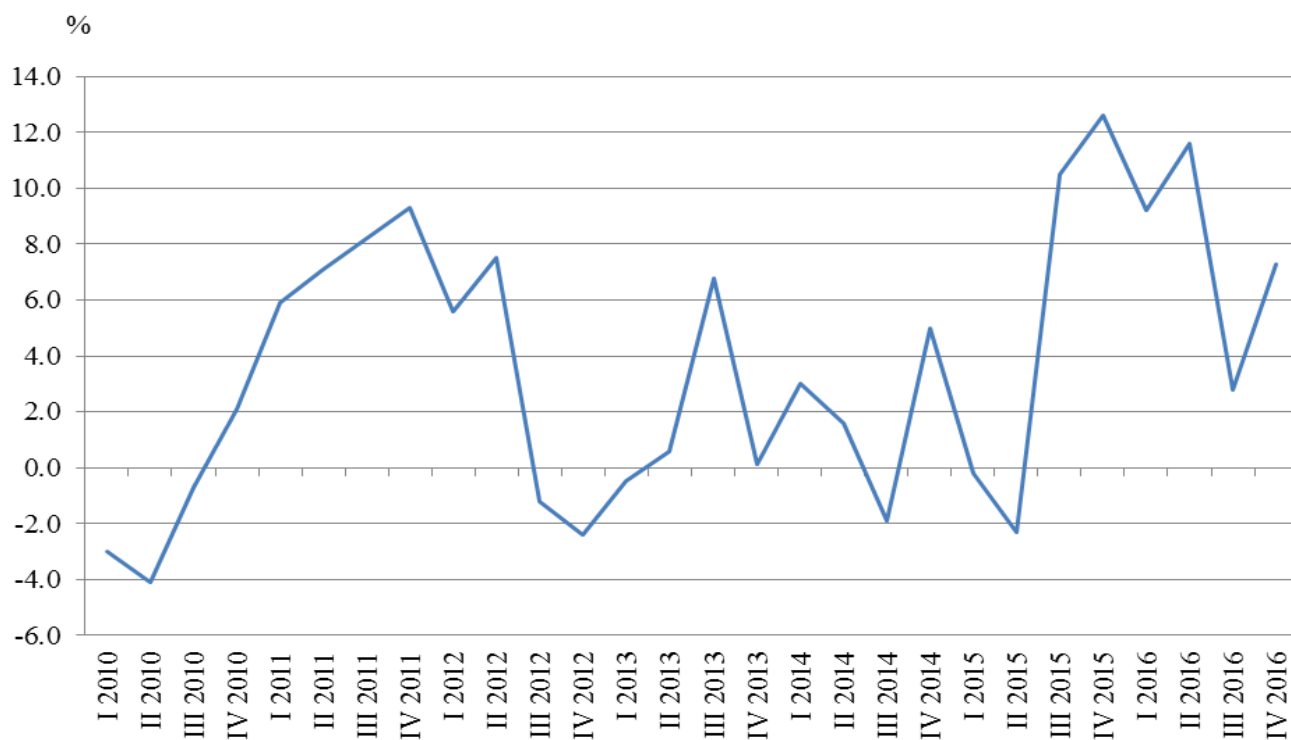
Annual changes

During the fourth quarter of 2016 the total turnover index, working day adjusted, in section **‘Transportation, storage and post’** increased by 8.0% compared to the same quarter of 2015. An increase was observed in all activities in the sector. The largest growth was in Warehousing and support activities for transportation (15.7%) and Postal and courier services (10.8%).



The total working day adjusted turnover index in section **‘Information and communication’** increased by 7.3% compared to the fourth quarter of 2015. The highest rise was observed in Publishing activities - by 17.3%, Computer programming, consultancy and related activities - by 14.5% and Information service activities - by 13.1%. A decline was registered in Programming and broadcasting activities (7.0%) and Telecommunications (0.5%).

Figure 3. Changes of the turnover index in ‘Information and communication’ compared to the same quarter of the previous year (Working day adjusted)



In **‘Other business services’** compared to the fourth quarter of 2015 the highest increase was observed in Office administrative, office support and other business support activities - by 24.6%. The largest drop was seen in Architectural and engineering activities; technical testing and analysis - by 22.6%.



Methodological notes

Seasonal adjustment is a statistical method, which eliminates the seasonal component of time series and it is particularly suitable for long-term comparisons and analysis of the data.

Working day adjustment is an adjustment for variations caused by calendar effects, different number of calendar and working days in the months, national holydays and outliers.

More methodological information on the quarterly survey and data for the period 2014 - 2016 could be found on the NSI website in section Business statistics: <http://www.nsi.bg/en/content/6874/quarterly-data>.



Annex

Table 1

Changes of turnover indices in services¹ (Compared to the previous quarter)

(Per cent)

Economic activities	Eurostat code	Quarter of 2015				Quarter of 2016 ²			
		I	II	III	IV	I	II	III	IV
Transportation, storage and post - total	H	-5.8	1.2	-2.3	3.3	5.0	1.5	-1.7	3.1
Land transport	H49	-5.4	1.0	-2.9	3.1	5.3	2.6	-4.3	2.3
Water transport	H50	-12.8	36.9	-15.8	-10.5	-8.9	25.8	25.1	-22.8
Air transport	H51	1.1	2.6	-3.2	1.6	-1.3	-3.1	2.4	0.6
Warehousing and support activities for transportation	H52	-7.9	-0.6	-0.8	4.8	6.9	-1.1	1.7	7.0
Postal and courier activities	H53	-5.3	3.8	3.3	3.4	1.9	2.1	3.5	2.8
Information and communication	J	0.9	-0.6	8.4	1.6	0.3	2.3	-1.0	4.0
Publishing activities	J58	1.8	-3.5	3.5	5.4	3.0	-1.5	-2.2	12.7
Motion picture, video and TV programme production, music publishing activities	J59	-3.4	-1.5	6.9	33.4	-8.9	-12.0	12.4	12.7
Programming and broadcasting activities	J60	2.3	-0.2	1.3	-0.1	-1.6	1.4	-4.1	-3.9
Telecommunications	J61	-0.5	-5.3	15.9	-3.8	-2.1	7.2	-5.1	-0.8
Computer programming, consultancy and related activities	J62	2.4	3.7	3.8	3.0	3.1	-0.3	1.5	7.7
Information service activities	J63	1.3	4.2	6.5	7.6	3.7	5.6	3.2	2.4
Other business services									
Legal, accounting and management consultancy activities	M69_702	0.4	0.7	0.3	1.7	1.4	0.5	-1.7	0.2
Architectural and engineering activities; technical testing and analysis	M71	0.4	-0.2	6.2	-1.3	-11.9	0.4	-1.4	-9.7
Advertising and market research	M73	0.2	4.8	4.2	2.4	4.5	-0.5	-4.6	-4.9
Other professional, scientific and technical activities	M74	13.1	-1.1	15.0	-2.4	-3.2	-10.1	1.5	7.9
Employment activities	N78	-11.2	2.0	1.2	4.0	-1.6	11.3	3.5	0.7
Travel agency, tour operator and other reservation service and related activities	N79	-10.5	-1.3	-0.1	1.6	5.4	6.7	7.7	2.1
Security and investigation activities	N80	0.1	0.8	1.3	1.6	1.7	2.1	0.9	0.5
Cleaning activities	N812	-6.9	2.8	4.1	-1.2	4.9	-3.0	1.5	6.3
Office administrative, office support and other business support activities	N82	-16.1	3.2	-3.9	29.2	27.4	-2.3	-4.9	5.3

¹ Seasonally adjusted.

² Preliminary data.



Table 2

Changes of turnover indices in services¹
(Compared to the same quarter of the previous year)

(Per cent)

Economic activities	Eurostat code	Quarter of 2015				Quarter of 2016 ²			
		I	II	III	IV	I	II	III	IV
Transportation, storage and post - total	H	-2.2	-2.1	-4.3	-3.5	8.0	7.8	7.9	8.0
Land transport	H49	-4.4	-3.4	-4.4	-4.0	7.4	8.5	6.0	5.2
Water transport	H50	-13.5	18.9	-4.0	-9.6	-6.0	-2.3	44.6	3.4
Air transport	H51	-8.5	8.1	-1.9	4.4	-3.5	-7.3	1.1	1.9
Warehousing and support activities for transportation	H52	5.4	-2.5	-6.0	-4.8	10.8	9.7	12.6	15.7
Postal and courier activities	H53	-0.5	0.5	2.3	5.5	13.1	11.2	12.3	10.8
Information and communication	J	-0.2	-2.3	10.5	12.6	9.2	11.6	2.8	7.3
Publishing activities	J58	1.5	-10.5	-8.5	7.7	9.8	10.0	2.7	17.3
Motion picture, video and TV programme production, music publishing activities	J59	-13.3	-17.4	-1.5	40.4	28.0	7.6	19.7	1.6
Programming and broadcasting activities	J60	6.5	-0.3	7.2	8.4	-7.0	5.7	-10.9	-7.0
Telecommunications	J61	-5.6	-10.9	10.9	5.1	3.5	15.8	-2.5	-0.5
Computer programming, consultancy and related activities	J62	6.4	10.4	14.4	14.0	13.2	7.6	6.7	14.5
Information service activities	J63	-0.9	-4.2	11.3	38.7	25.4	23.3	16.5	13.1
Other business services									
Legal, accounting and management consultancy activities	M69_702	-0.7	-13.6	-0.8	5.4	5.0	2.6	-1.3	-2.1
Architectural and engineering activities; technical testing and analysis	M71	7.6	10.8	24.2	8.0	-9.5	-8.1	-13.7	-22.6
Advertising and market research	M73	3.2	8.4	13.9	11.4	18.6	9.2	-3.3	-8.8
Other professional, scientific and technical activities	M74	16.1	15.4	36.0	25.4	7.3	-2.6	-13.9	-4.5
Employment activities	N78	-2.8	-6.0	-11.0	-4.6	5.7	17.2	17.3	15.0
Travel agency, tour operator and other reservation service and related activities	N79	-8.0	-17.0	-16.6	-9.0	13.2	21.2	26.2	18.4
Security and investigation activities	N80	0.2	1.5	1.0	3.8	9.7	6.8	3.8	3.2
Cleaning activities	N812	-3.5	-3.5	3.3	-2.0	10.8	3.4	2.4	11.5
Office administrative, office support and other business support activities	N82	-14.8	-15.7	-9.0	7.3	63.1	54.5	52.6	24.6

¹ Working day adjusted.

² Preliminary data.



Table 3

**Turnover indices in services - seasonally adjusted
(2010 = 100)**

Economic activities	Eurostat code	Quarter of 2015				Quarter of 2016 ¹			
		I	II	III	IV	I	II	III	IV
Transportation, storage and post - total	H	127.8	129.3	126.4	130.6	137.1	139.2	136.8	141.1
Land transport	H49	126.3	127.6	123.9	127.8	134.6	138.1	132.2	135.2
Water transport	H50	34.7	47.5	40.0	35.8	32.6	41.0	51.3	39.6
Air transport	H51	98.8	101.4	98.2	99.8	98.5	95.4	97.7	98.3
Warehousing and support activities for transportation	H52	159.2	158.2	156.9	164.5	175.8	173.9	176.8	189.2
Postal and courier activities	H53	135.6	140.8	145.5	150.5	153.3	156.5	162.0	166.5
Information and communication	J	114.1	113.5	123.0	125.0	125.4	128.4	127.1	132.2
Publishing activities	J58	89.6	86.5	89.5	94.3	97.1	95.6	93.5	105.4
Motion picture, video and TV programme production, music publishing activities	J59	115.5	113.8	121.7	162.4	147.9	130.1	146.2	164.8
Programming and broadcasting activities	J60	131.4	131.2	132.9	132.8	130.7	132.5	127.1	122.1
Telecommunications	J61	79.6	75.4	87.4	84.1	82.3	88.2	83.7	83.0
Computer programming, consultancy and related activities	J62	186.3	193.1	200.4	206.4	212.7	212.0	215.1	231.6
Information service activities	J63	167.7	174.8	186.2	200.3	207.7	219.3	226.4	231.9
Other business services									
Legal, accounting and management consultancy activities	M69_702	120.4	121.2	121.6	123.7	125.4	126.0	123.8	124.0
Architectural and engineering activities; technical testing and analysis	M71	102.1	101.9	108.2	106.8	94.1	94.5	93.2	84.2
Advertising and market research	M73	97.0	101.7	106.0	108.5	113.4	112.8	107.6	102.3
Other professional, scientific and technical activities	M74	140.6	139.0	159.8	155.9	150.9	135.7	137.8	148.7
Employment activities	N78	203.0	207.0	209.5	217.9	214.4	238.7	247.0	248.8
Travel agency, tour operator and other reservation service and related activities	N79	119.0	117.5	117.4	119.3	125.8	134.2	144.5	147.6
Security and investigation activities	N80	119.0	120.0	121.5	123.4	125.5	128.1	129.2	129.8
Cleaning activities	N812	121.5	124.9	130.0	128.4	134.7	130.7	132.7	141.0
Office administrative, office support and other business support activities	N82	177.0	182.6	175.4	226.6	288.7	282.0	268.3	282.4

¹ Preliminary data.



Table 4

**Turnover indices in services - working day adjusted
(2010 = 100)**

Economic activities	Eurostat code	Quarter of 2015				Quarter of 2016 ¹			
		I	II	III	IV	I	II	III	IV
Transportation, storage and post - total	H	112.6	129.7	139.1	132.6	121.6	139.8	150.0	143.2
Land transport	H49	114.1	127.6	128.4	135.4	122.5	138.5	136.1	142.4
Water transport	H50	31.5	47.1	41.0	38.5	29.6	46.0	59.3	39.8
Air transport	H51	57.8	107.8	176.3	57.1	55.8	99.9	178.2	58.2
Warehousing and support activities for transportation	H52	139.5	158.2	175.5	164.8	154.6	173.5	197.6	190.7
Postal and courier activities	H53	134.9	138.8	140.7	158.3	152.6	154.3	158.0	175.4
Information and communication	J	105.9	112.6	118.9	140.5	115.6	125.7	122.2	150.7
Publishing activities	J58	79.6	81.4	92.5	106.5	87.4	89.5	95.0	124.9
Motion picture, video and TV programme production, music publishing activities	J59	94.5	120.5	102.2	215.7	121.0	129.6	122.3	219.2
Programming and broadcasting activities	J60	115.6	134.5	116.7	165.9	107.5	142.1	104.0	154.3
Telecommunications	J61	77.2	75.8	86.5	86.9	79.9	87.8	84.3	86.5
Computer programming, consultancy and related activities	J62	169.0	189.5	193.7	237.5	191.3	203.9	206.6	271.9
Information service activities	J63	158.4	168.0	170.1	243.1	198.6	207.1	198.2	275.0
Other business services									
Legal, accounting and management consultancy activities	M69_702	104.6	117.6	118.6	144.7	109.8	120.6	117.0	141.7
Architectural and engineering activities; technical testing and analysis	M71	76.6	94.0	103.1	154.7	69.3	86.4	89.0	119.8
Advertising and market research	M73	77.3	103.1	95.9	140.2	91.7	112.6	92.7	127.8
Other professional, scientific and technical activities	M74	127.6	134.4	159.1	176.1	136.9	130.9	137.0	168.2
Employment activities	N78	199.0	208.1	210.4	219.9	210.3	243.8	246.8	252.9
Travel agency, tour operator and other reservation service and related activities	N79	61.9	118.4	203.2	76.7	70.1	143.5	256.5	90.8
Security and investigation activities	N80	110.2	118.3	122.4	129.6	120.9	126.4	127.1	133.8
Cleaning activities	N812	100.2	132.0	145.0	128.8	111.0	136.5	148.5	143.6
Office administrative, office support and other business support activities	N82	167.0	178.1	177.2	242.5	272.3	275.1	270.4	302.2

¹ Preliminary data.