



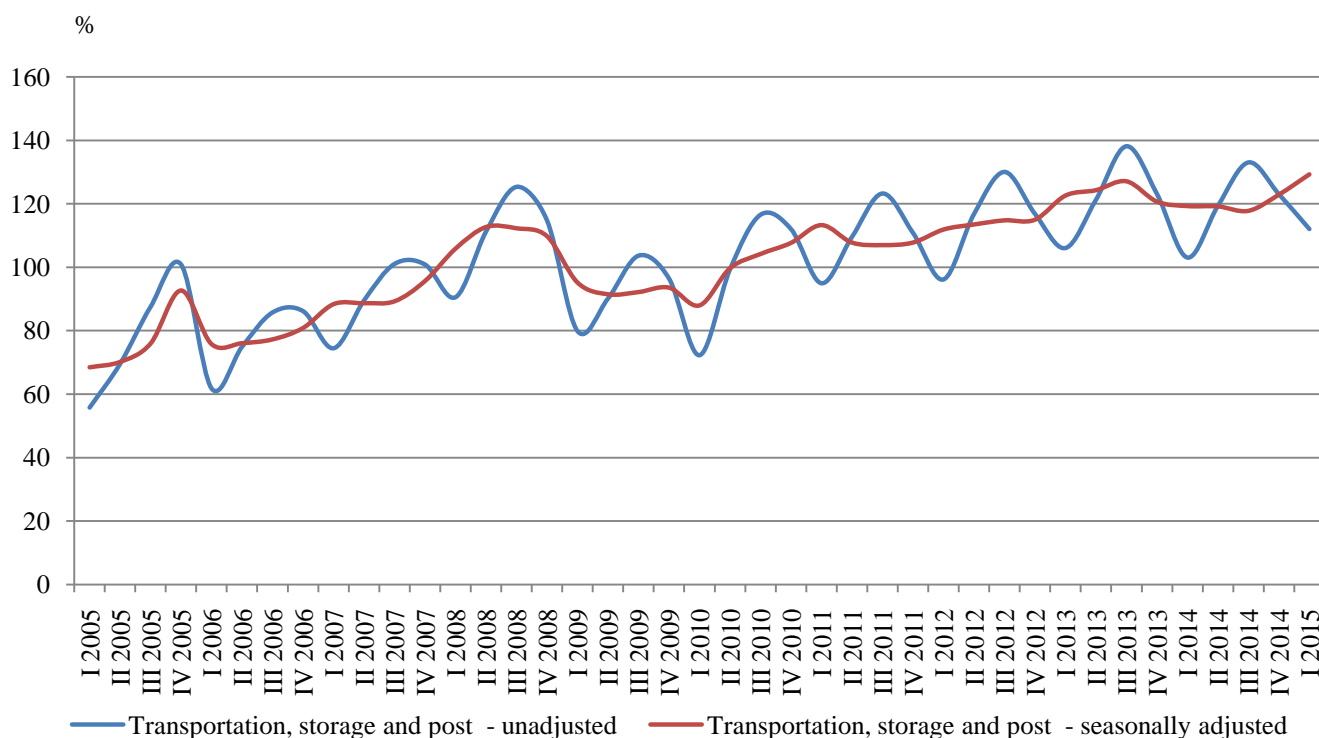
TURNOVER INDICES IN SERVICES IN THE FIRST QUARTER OF 2015¹

The turnover indices in services cover the activities included in sections **‘Transportation, storage and post’**, **‘Information and communication’** and **‘Other business services’**.

Quarterly changes

According to the preliminary data in the first quarter of 2015 total turnover index in section **‘Transportation, storage and post’**, calculated on the basis of seasonally adjusted data, increased by 5.2% than the previous quarter. The highest growth was recorded in Land transport - 8.9% and Water transport - 8.0%. A decrease was observed in Air transport and Warehousing and support activities for transportation, respectively by 1.2% and 0.7%.

Figure 1. Quarterly turnover indices in ‘Transportation, storage and post’ (2010 = 100)



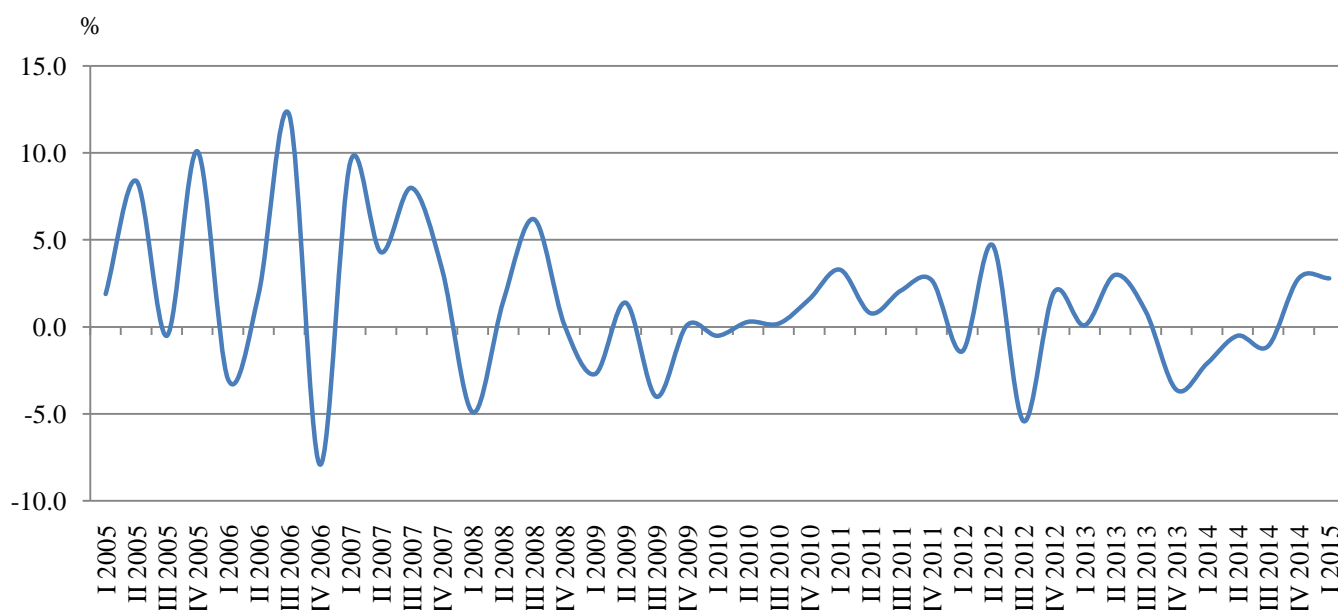
The total turnover index in section **‘Information and communication’** rose by 2.8% in comparison with the fourth quarter of 2014. The largest increase was registered in Information services - by 7.8% and

¹ Preliminary data.



Computer programming, consultancy and related activities - by 7.1%. Decrease was observed only in Telecommunications - by 1.6%.

Figure 2. Changes of turnover indices in ‘Information and communication’ compared to the previous quarter (Seasonally adjusted)



In ‘**Other business services**’ the highest growth compared to the previous quarter are registered in Other professional, scientific and technical activities (38.4%) and Employment activities (8.7%). The greatest decrease was seen in Architectural and engineering activities; technical testing and analysis - 8.6%.

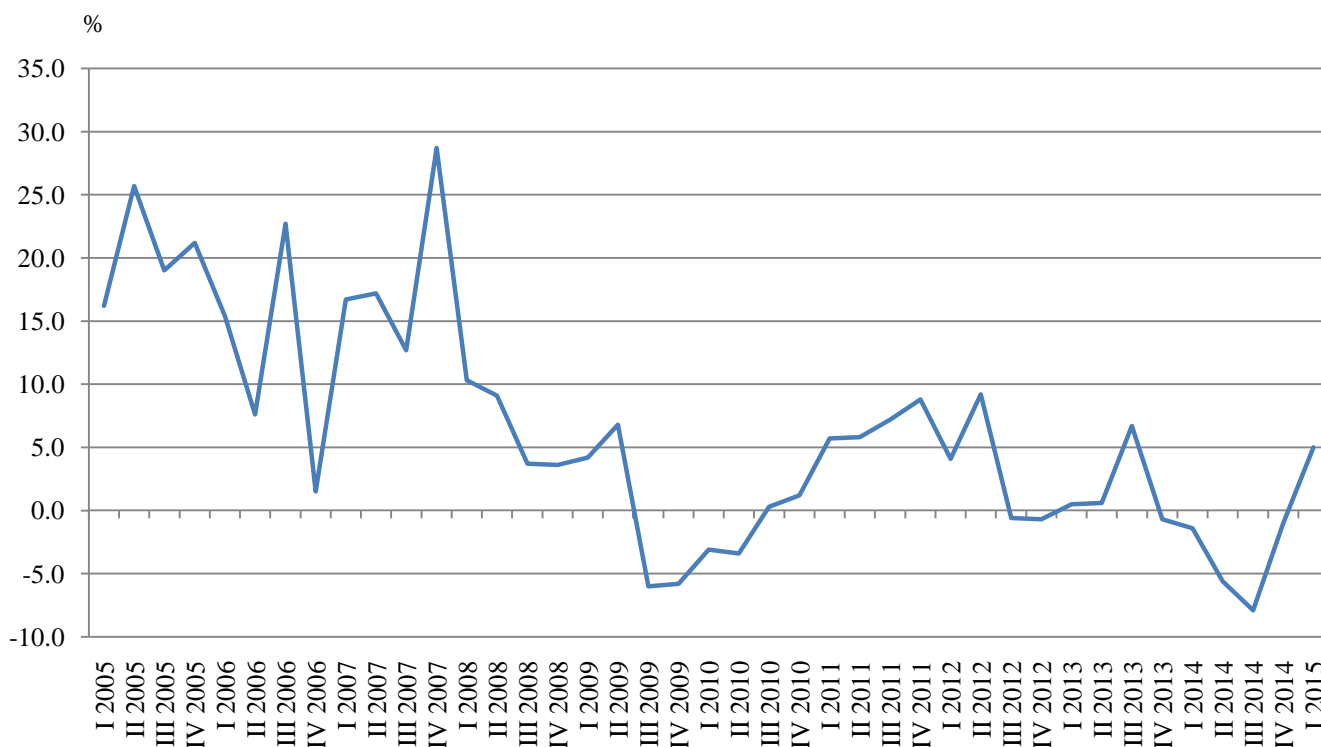
Annual changes

In the first quarter of 2015 the total turnover index, working day adjusted, in section ‘**Transportation, storage and post**’ grew by 8.5% compared to the same quarter of 2014. The greatest increase was observed in Warehousing and support activities for transportation - 11.4%. There is a reduction only in Air transport - by 8.7%.

The total working day adjusted turnover index in section ‘**Information and communication**’ increased by 5.0% compared to the first quarter of 2014. The greatest increase were in the Information service activities - 20.8% and Computer programming, consultancy and related activities - 20.6%. Decline was recorded in activities Telecommunications - by 7.7% and Motion picture, video and TV programme production, music publishing activities - by 4.8%.



Figure 3. Changes of the turnover index in ‘Information and communication’ compared to the same quarter of the previous year (Working day adjusted)



In ‘**Other business services**’ the biggest growth in comparison with the first quarter of 2014 was observed in Other professional, scientific and technical activities and Employment activities - by 33.6% and 17.2%, respectively. Drop of index was registered in the Travel agency, tour operator and other reservation service and related activities (1.4%) and Office administrative, office support and other business support activities (0.8%).



Methodological notes

Seasonal adjustment is a statistical method, which eliminates the seasonal component of time series and it is particularly suitable for long-term comparisons and analysis of the data.

Working day adjustment is an adjustment for variations caused by calendar effects, different number of calendar and working days in the months, national holydays and outliers.

More methodological information on the quarterly survey and data for the period 2000 - 2015 could be found on the NSI website in section Business statistics: <http://www.nsi.bg/en/content/6874/quarterly-data>.



Annex

Table 1

Changes of turnover indices in services¹
(Compared to the previous quarter)

(Per cent)

Economic Activities	Eurostat code	Quarter of 2014				Quarter of 2015 ²
		I	II	III	IV	I
Transportation, storage and post - total	H	-1.2	-0.1	-1.1	4.3	5.2
Land transport	H49	-3.1	-1.6	-2.8	4.5	8.9
Water transport	H50	-19.8	-7.8	10.1	-0.3	8.0
Air transport	H51	0.0	0.0	-1.4	-1.1	-1.2
Warehousing and support activities for transportation	H52	3.7	3.7	2.1	6.3	-0.7
Postal and courier activities	H53	3.3	1.3	1.0	-0.5	1.0
Information and communication	J	-2.1	-0.5	-1.1	2.8	2.8
Publishing activities	J58	0.8	2.0	3.5	-6.0	5.8
Motion picture, video and TV programme production, music publishing activities	J59	-29.8	-0.4	-1.6	5.0	0.2
Programming and broadcasting activities	J60	0.9	1.1	1.0	1.0	1.4
Telecommunications	J61	-0.3	-2.6	-5.6	1.9	-1.6
Computer programming, consultancy and related activities	J62	-0.5	1.4	2.9	5.1	7.1
Information service activities	J63	-3.7	1.4	3.1	2.7	7.8
Other business services						
Activities of head offices; management consultancy activities	M69_702	-7.3	6.0	-4.7	-0.2	7.4
Architectural and engineering activities; technical testing and analysis	M71	12.2	-3.6	0.7	16.5	-8.6
Advertising and market research	M73	-1.4	-0.4	0.9	1.6	2.1
Other professional, scientific and technical activities	M74	-1.3	-5.6	-1.6	3.9	38.4
Employment activities	N78	-2.5	2.0	6.2	-1.2	8.7
Travel agency, tour operator and other reservation service and related activities	N79	2.0	1.5	-2.9	2.9	-2.0
Security and investigation activities	N80	1.0	1.0	1.8	-0.6	0.8
Cleaning activities	N812	-2.5	5.3	-1.6	1.9	3.2
Office administrative, office support and other business support activities	N82	2.7	-0.4	-16.1	23.7	-3.2

¹ Seasonally adjusted.

² Preliminary data.



Table 2

Changes of turnover indices in services¹
(Compared to the same quarter of the previous year)

(Per cent)

Economic Activities	Eurostat code	Quarter of 2014				Quarter of 2015 ²
		I	II	III	IV	I
Transportation, storage and post - total	H	-2.7	-4.0	-6.9	1.7	8.5
Land transport	H49	-5.5	-9.2	-13.5	-3.3	9.2
Water transport	H50	-52.3	-50.0	-36.8	-19.0	9.7
Air transport	H51	0.5	5.1	-0.7	-4.7	-8.7
Warehousing and support activities for transportation	H52	6.6	9.8	6.7	17.6	11.4
Postal and courier activities	H53	10.2	10.5	8.2	4.5	2.6
Information and communication	J	-1.4	-5.6	-7.9	-1.0	5.0
Publishing activities	J58	3.2	1.9	8.2	-3.2	6.3
Motion picture, video and TV programme production, music publishing activities	J59	-9.3	-22.7	-37.3	-19.7	-4.8
Programming and broadcasting activities	J60	11.4	6.6	6.2	2.8	6.2
Telecommunications	J61	-5.7	-8.7	-13.8	-6.7	-7.7
Computer programming, consultancy and related activities	J62	2.8	-1.1	-0.6	7.8	20.6
Information service activities	J63	2.6	-7.9	-1.0	2.2	20.8
Other business services						
Activities of head offices; management consultancy activities	M69_702	-1.2	4.5	-5.0	-7.1	9.0
Architectural and engineering activities; technical testing and analysis	M71	1.2	-5.8	-0.5	29.8	3.5
Advertising and market research	M73	2.4	-6.0	-1.4	-0.3	8.6
Other professional, scientific and technical activities	M74	2.5	-14.3	-14.2	-4.8	33.6
Employment activities	N78	9.2	6.6	16.6	2.2	17.2
Travel agency, tour operator and other reservation service and related activities	N79	5.4	10.0	-7.9	9.1	-1.4
Security and investigation activities	N80	6.3	6.3	9.6	1.5	2.1
Cleaning activities	N812	-3.6	12.3	4.3	2.8	8.9
Office administrative, office support and other business support activities	N82	1.3	-2.8	-16.6	7.1	-0.8

¹ Working day adjusted.

² Preliminary data.



Table 3

**Turnover indices in services - seasonally adjusted
(2010 = 100)**

Economic Activities	Eurostat code	Quarter of 2014				Quarter of 2015 ¹
		I	II	III	IV	I
Transportation, storage and post - total	H	119.2	119.1	117.7	122.8	129.2
Land transport	H49	117.2	115.3	112.1	117.2	127.6
Water transport	H50	32.1	29.6	32.6	32.5	35.1
Air transport	H51	103.9	103.9	102.4	101.3	100.1
Warehousing and support activities for transportation	H52	144.5	149.9	153.1	162.7	161.5
Postal and courier activities	H53	132.6	134.3	135.6	134.9	136.2
Information and communication	J	107.5	107.0	105.8	108.7	111.8
Publishing activities	J58	87.0	88.7	91.8	86.3	91.3
Motion picture, video and TV programme production, music publishing activities	J59	115.8	115.3	113.5	119.2	119.4
Programming and broadcasting activities	J60	125.1	126.5	127.8	129.1	130.9
Telecommunications	J61	86.8	84.5	79.8	81.3	80.0
Computer programming, consultancy and related activities	J62	150.9	153.0	157.4	165.5	177.3
Information service activities	J63	132.6	134.5	138.7	142.5	153.6
Other business services						
Activities of head offices; management consultancy activities	M69_702	111.3	118.0	112.5	112.3	120.6
Architectural and engineering activities; technical testing and analysis	M71	95.7	92.3	92.9	108.2	98.9
Advertising and market research	M73	89.7	89.3	90.1	91.5	93.4
Other professional, scientific and technical activities	M74	109.9	103.7	102.0	106.0	146.7
Employment activities	N78	178.7	182.3	193.6	191.2	207.8
Travel agency, tour operator and other reservation service and related activities	N79	124.2	126.1	122.5	126.0	123.5
Security and investigation activities	N80	115.2	116.4	118.5	117.8	118.8
Cleaning activities	N812	110.3	116.1	114.3	116.5	120.2
Office administrative, office support and other business support activities	N82	183.9	183.2	153.7	190.1	184.0

¹ Preliminary data.



Table 4

**Turnover indices in services - working day adjusted
(2010 = 100)**

Economic Activities	Eurostat code	Quarter of 2014				Quarter of 2015 ¹
		I	II	III	IV	I
Transportation, storage and post - total	H	102.3	119.8	132.1	124.3	111.0
Land transport	H49	102.6	116.1	117.6	124.3	112.0
Water transport	H50	29.0	30.7	34.2	32.8	31.8
Air transport	H51	62.3	104.4	186.3	59.0	56.9
Warehousing and support activities for transportation	H52	124.8	150.7	173.9	162.8	139.0
Postal and courier activities	H53	128.7	132.8	133.0	142.9	132.1
Information and communication	J	101.5	108.0	101.1	117.5	106.6
Publishing activities	J58	75.1	86.5	96.0	94.8	79.8
Motion picture, video and TV programme production, music publishing activities	J59	105.9	132.3	93.8	141.0	100.8
Programming and broadcasting activities	J60	109.3	134.8	109.4	152.4	116.1
Telecommunications	J61	84.0	85.2	78.8	84.0	77.5
Computer programming, consultancy and related activities	J62	140.7	150.4	148.8	184.2	169.7
Information service activities	J63	132.5	142.1	124.2	144.8	160.0
Other business services						
Activities of head offices; management consultancy activities	M69_702	97.4	121.9	106.3	127.8	106.2
Architectural and engineering activities; technical testing and analysis	M71	74.4	88.1	86.2	148.9	77.0
Advertising and market research	M73	71.1	90.3	80.1	119.5	77.2
Other professional, scientific and technical activities	M74	97.9	99.7	100.2	123.4	130.8
Employment activities	N78	171.3	183.9	196.3	191.4	200.8
Travel agency, tour operator and other reservation service and related activities	N79	62.6	133.3	226.2	79.0	61.7
Security and investigation activities	N80	107.6	116.3	119.8	123.4	109.9
Cleaning activities	N812	93.2	123.1	122.4	118.1	101.5
Office administrative, office support and other business support activities	N82	169.5	181.3	167.3	194.2	168.1

¹ Preliminary data.