



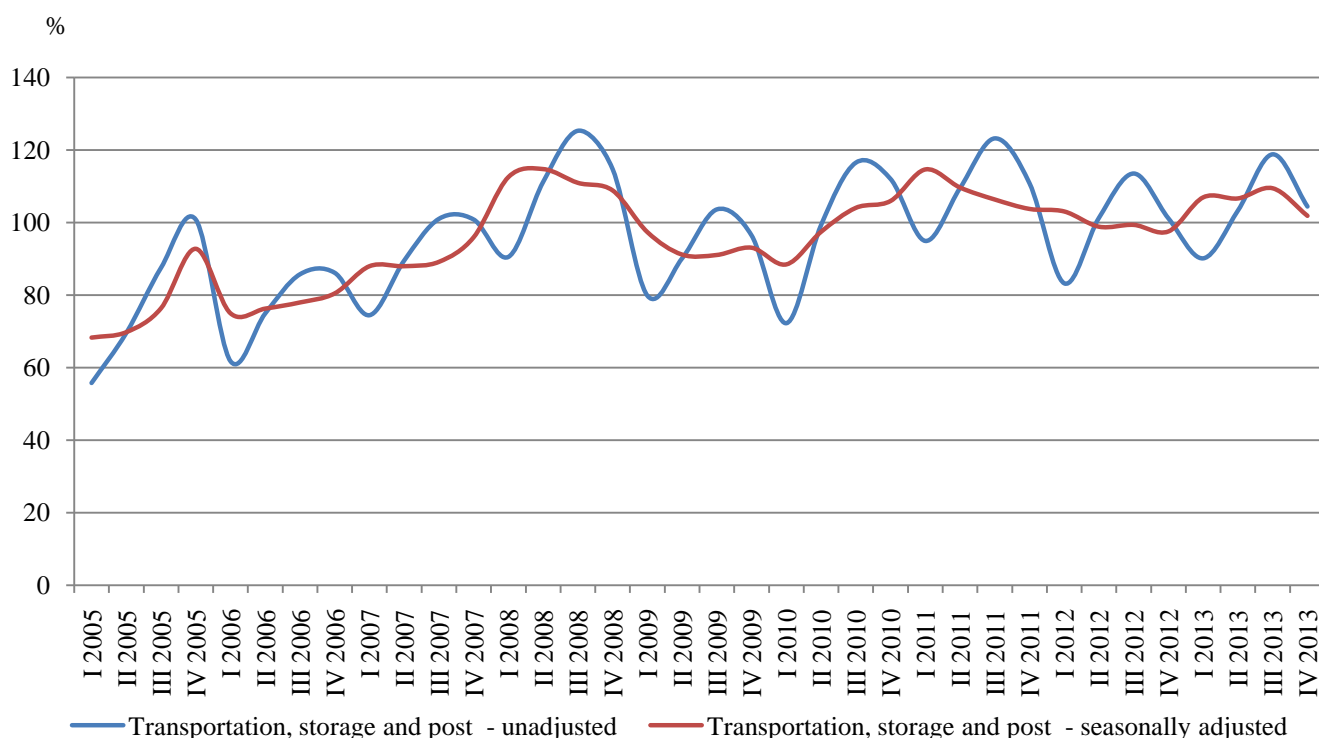
TURNOVER INDICES IN SERVICES IN THE FOURTH QUARTER OF 2013¹

The turnover indices in services cover the activities included in sections “Transportation, storage and post”, “Information and communication” and “Other business services”.

Quarterly changes

According to preliminary data from the fourth quarter of 2013 the total turnover index for section “Transportation, storage and post”, calculated on the basis of seasonally adjusted data reduced by 7.0% from the previous quarter. The largest decline was registered in the activities Water transport – by 22.1% and Land transport – by 8.2%. An increase by 0.6% was reported in Postal and courier activities.

**Figure 1. Quarterly turnover indices in „Transportation, storage and post”
(2010 = 100)**



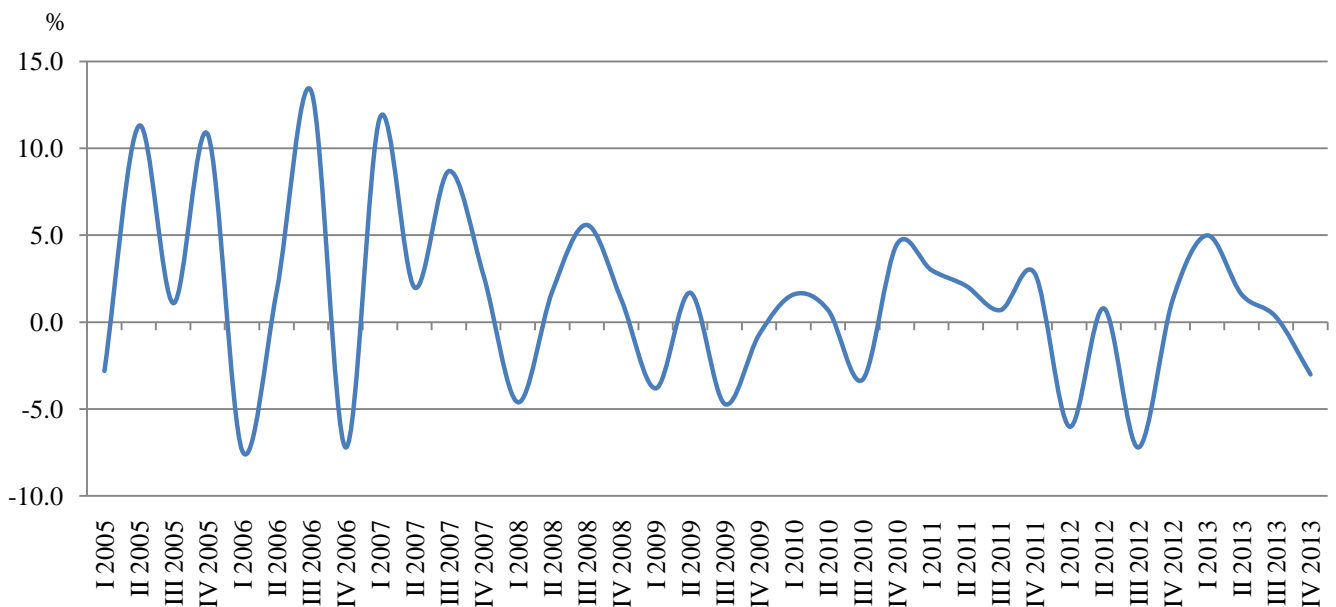
The total turnover index in section “Information and communication” decreased by 3.0% in comparison with the third quarter of 2013. The most significant decrease was seen in Publishing activities – by 7.0% and in Computer programming, consultancy and related activities – by 6.3%. An increase was registered

¹ Preliminary data.



in Motion picture, video and TV programme production, music publishing activities and Programming and broadcasting activities – by 4.2% and 0.2%, respectively.

Figure 2. Changes of turnover indices in „Information and communication” compared to the previous quarter (Seasonally adjusted)



In “Other business services” the highest increase in comparison with the previous quarter was observed in Employment activities – by 12.5% and Travel agency, tour operator and other reservation services and related activities – by 6.2%. A significant decrease compared to the third quarter was seen in Other professional activities and Office administrative, office support and other business support activities – by 8.0% and 5.2%, respectively.

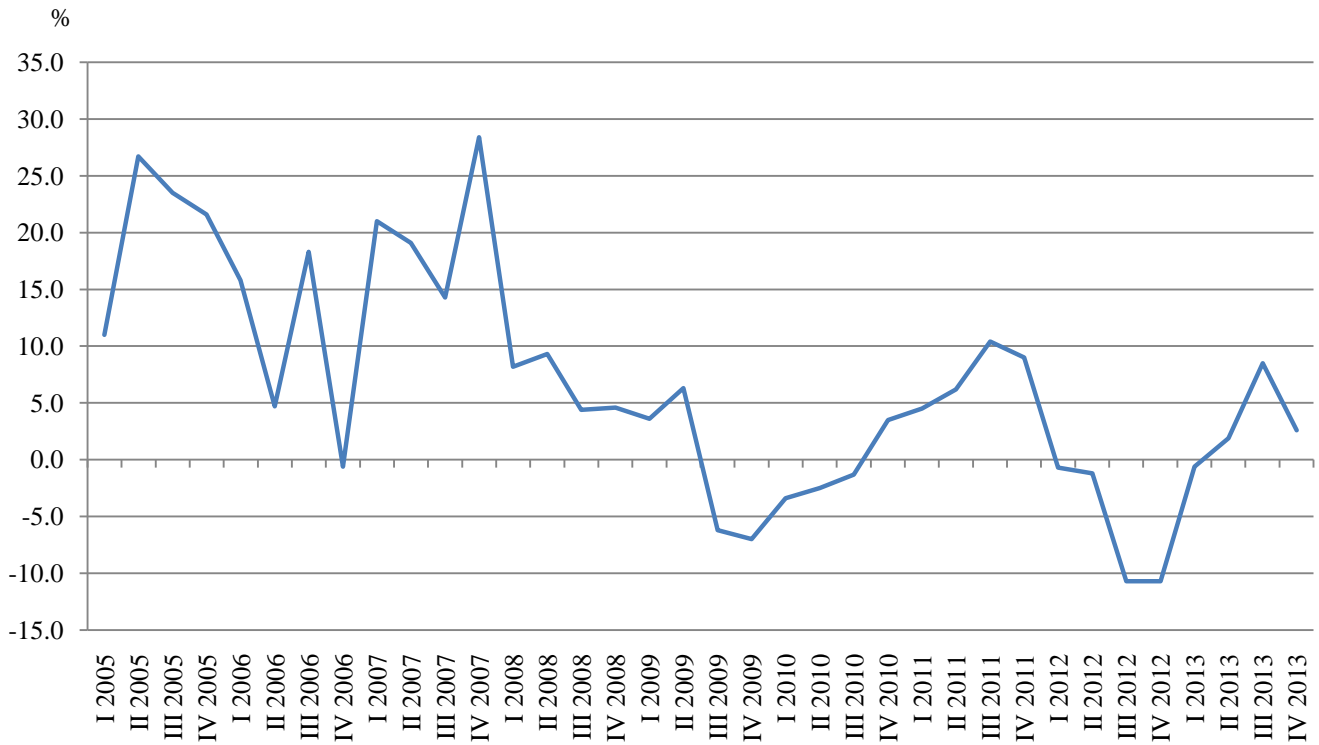
Annual changes

During the fourth quarter of 2013 the total turnover index, working day adjusted in section „Transportation, storage and post” increased by 3.5% compared to the same quarter of 2012. An essential increase was registered in Warehousing and support activities for transportation – by 9.4%. A reduction was observed in Water transport by 40.5%.

The total working day adjusted turnover index in section „Information and communication” rose by 2.6% compared to the corresponding quarter of 2012. The main increase was in Motion picture, video and TV programme production, music publishing activities by 25.6%. Reduction was observed in Publishing activities by 15.6%.



**Figure 3. Changes of the turnover index in „Information and communication” compared to the same quarter of the previous year
(Working day adjusted)**



In „Other business services” the biggest growth in comparison with the fourth quarter of 2012 was observed in Employment activities by 29.7%. Drop was reported in Other professional, scientific and technical activities - by 13.1%.



Methodological notes

Seasonal adjustment is a statistical method, which eliminates the seasonal component of time series and it is particularly suitable for long-term comparisons and analysis of the data.

Working day adjustment is an adjustment for variations caused by calendar effects, different number of calendar and working days in the months, national holidays and outliers.

More methodological information on the quarterly survey and data for the period 2000 – 2013 could be found on NSI official web-site in section Business statistics: <http://www.nsi.bg/en/content/6874/quarterly-data> .



Annex

Table 1

Changes of turnover indices in services¹
(Compared to the previous quarter)

(Per cent)

Economic Activities	Eurostat code	Quarter of 2012				Quarter of 2013 ²			
		I	II	III	IV	I	II	III	IV
Transportation, storage and post - total	H	-0.7	-4.1	0.5	-1.8	9.7	-0.3	2.6	-7.0
Land transport	H49	0.4	-7.4	1.6	-3.6	12.9	1.2	0.4	-8.2
Water transport	H50	-9.4	-2.3	-5.2	-5.8	-6.3	-8.0	-8.5	-22.1
Air transport	H51	-0.8	2.3	3.4	5.4	6.5	-7.7	3.2	0.1
Warehousing and support activities for transportation	H52	-2.4	1.8	-2.6	0.5	6.1	-0.8	9.4	-6.4
Postal and courier activities	H53	-2.5	1.9	1.1	0.2	1.5	-1.9	3.9	0.6
Information and communication	J	-6.0	0.8	-7.2	1.3	5.0	1.6	0.3	-3.0
Publishing activities	J58	9.0	-8.4	-2.0	16.2	-16.4	2.6	3.2	-7.0
Motion picture, video and TV programme production, music publishing activities	J59	-50.8	8.3	-9.3	15.4	-3.2	15.3	12.2	4.2
Programming and broadcasting activities	J60	1.6	0.7	-0.3	-0.1	-0.1	4.1	6.6	0.2
Telecommunications	J61	-5.8	-1.6	-10.8	-1.3	10.1	0.4	-5.2	-1.3
Computer programming, consultancy and related activities	J62	-1.6	6.0	-3.8	1.6	3.9	0.1	6.6	-6.3
Information service activities	J63	-3.8	0.2	-3.4	-1.0	4.2	12.4	-4.2	-2.6
Other business services									
Activities of head offices; management consultancy activities	M69_702	3.5	2.0	3.8	1.9	1.1	0.2	-1.2	0.1
Architectural and engineering activities; technical testing and analysis	M71	-7.0	8.8	-6.7	-2.2	0.0	-1.1	-7.0	-1.7
Advertising and market research	M73	1.0	0.6	0.3	-1.4	-3.6	-2.4	5.5	-2.1
Other professional, scientific and technical activities	M74	-0.1	4.4	-1.3	4.4	0.1	3.5	2.0	-8.0
Employment activities	N78	-7.6	-4.4	0.2	2.0	2.4	13.5	0.9	12.5
Travel agency, tour operator and other reservation service and related activities	N79	6.9	1.5	-0.4	0.2	-0.3	3.7	4.7	6.2
Security and investigation activities	N80	2.9	-0.6	0.9	2.2	1.5	-1.5	-2.1	2.4
Cleaning activities	N812	5.4	2.5	0.3	3.2	-0.1	-17.8	-1.0	3.7
Office administrative, office support and other business support activities	N82	-10.0	-3.5	-6.0	2.7	26.8	13.0	-7.3	-5.2

¹ Seasonally adjusted.

² Preliminary data.


Table 2
Changes of turnover indices in services¹
(Compared to the same quarter of the previous year)
(Per cent)

Economic Activities	Eurostat code	Quarter of 2012				Quarter of 2013 ²			
		I	II	III	IV	I	II	III	IV
Transportation, storage and post - total	H	-10.1	-9.7	-6.6	-7.0	3.9	7.5	10.0	3.5
Land transport	H49	-13.0	-15.0	-8.3	-9.1	2.5	11.8	10.2	2.9
Water transport	H50	-32.6	-22.7	-19.3	-20.8	-18.4	-23.5	-26.2	-40.5
Air transport	H51	-11.8	-5.9	-4.0	8.5	27.0	5.6	4.3	4.9
Warehousing and support activities for transportation	H52	0.7	4.4	-3.6	-3.5	5.9	2.7	17.1	9.4
Postal and courier activities	H53	1.6	3.6	3.5	0.5	4.7	-1.2	4.1	4.1
Information and communication	J	-0.7	-1.2	-10.7	-10.7	-0.6	1.9	8.5	2.6
Publishing activities	J58	4.8	-4.2	-22.2	16.5	-13.8	-2.7	-0.8	-15.6
Motion picture, video and TV programme production, music publishing activities	J59	-22.8	-7.5	-23.8	-43.0	9.6	36.9	49.9	25.6
Programming and broadcasting activities	J60	7.0	2.8	2.8	0.4	-0.1	8.6	15.6	5.9
Telecommunications	J61	-7.2	-11.9	-17.5	-18.4	-4.5	-2.3	3.4	3.7
Computer programming, consultancy and related activities	J62	16.5	23.6	6.8	1.1	7.4	2.2	13.8	1.7
Information service activities	J63	-9.6	-3.6	-11.2	-10.5	2.6	19.5	8.1	4.8
Other business services									
Activities of head offices; management consultancy activities	M69_702	3.2	6.0	20.6	13.9	1.9	0.5	1.8	2.0
Architectural and engineering activities; technical testing and analysis	M71	-18.3	4.9	-7.7	-8.5	-1.6	-8.5	-11.6	-10.2
Advertising and market research	M73	-6.6	1.5	3.2	1.1	-5.8	-6.5	0.7	-2.4
Other professional, scientific and technical activities	M74	-15.1	15.3	1.6	14.0	-2.2	6.3	13.9	-13.1
Employment activities	N78	-12.2	-18.3	-18.0	-9.2	0.8	23.8	20.2	29.7
Travel agency, tour operator and other reservation service and related activities	N79	-2.7	11.3	6.2	3.8	-1.8	5.4	13.0	16.9
Security and investigation activities	N80	16.4	2.2	-0.3	7.1	4.1	-0.1	-3.4	1.8
Cleaning activities	N812	8.5	15.7	3.2	15.7	2.1	-22.3	-17.7	-10.7
Office administrative, office support and other business support activities	N82	-12.8	-16.2	-28.1	-16.9	19.0	38.4	37.3	22.3

¹ Working day adjusted.

² Preliminary data.



Table 3

**Turnover indices in services – seasonally adjusted
(2010 = 100)**

Economic Activities	Eurostat code	Quarter of 2012				Quarter of 2013 ¹			
		I	II	III	IV	I	II	III	IV
Transportation, storage and post - total	H	103.0	98.8	99.3	97.5	106.9	106.6	109.4	101.8
Land transport	H49	102.7	95.1	96.6	93.1	105.1	106.4	106.8	98.0
Water transport	H50	70.5	68.9	65.3	61.5	57.6	53.0	48.5	37.8
Air transport	H51	92.0	94.1	97.3	102.6	109.3	100.9	104.1	104.2
Warehousing and support activities for transportation	H52	111.9	113.9	110.9	111.4	118.2	117.3	128.3	120.1
Postal and courier activities	H53	112.8	114.9	116.2	116.4	118.2	115.9	120.4	121.1
Information and communication	J	103.7	104.5	96.9	98.2	103.1	104.8	105.1	101.9
Publishing activities	J58	100.5	92.1	90.3	104.9	87.7	90.0	92.9	86.4
Motion picture, video and TV programme production, music publishing activities	J59	84.4	91.4	82.9	95.7	92.6	106.8	119.8	124.8
Programming and broadcasting activities	J60	103.0	103.7	103.4	103.3	103.2	107.4	114.5	114.7
Telecommunications	J61	95.9	94.4	84.2	83.1	91.5	91.9	87.1	86.0
Computer programming, consultancy and related activities	J62	125.9	133.4	128.3	130.4	135.5	135.7	144.6	135.5
Information service activities	J63	99.9	100.1	96.7	95.7	99.7	112.1	107.4	104.6
Other business services									
Activities of head offices; management consultancy activities	M69_702	106.2	108.3	112.4	114.5	115.8	116.0	114.6	114.7
Architectural and engineering activities; technical testing and analysis	M71	81.8	89.0	83.0	81.2	81.2	80.3	74.7	73.4
Advertising and market research	M73	98.3	98.9	99.2	97.8	94.3	92.0	97.1	95.1
Other professional, scientific and technical activities	M74	103.7	108.3	106.9	111.6	111.7	115.6	117.9	108.5
Employment activities	N78	141.9	135.6	135.9	138.6	141.9	161.1	162.5	182.8
Travel agency, tour operator and other reservation service and related activities	N79	112.9	114.6	114.1	114.3	113.9	118.1	123.6	131.3
Security and investigation activities	N80	106.3	105.7	106.7	109.1	110.7	109.0	106.7	109.3
Cleaning activities	N812	110.1	112.8	113.1	116.7	116.6	95.9	94.9	98.4
Office administrative, office support and other business support activities	N82	126.8	122.3	115.0	118.1	149.7	169.2	156.9	148.8

¹ Preliminary data.


Table 4
**Turnover indices in services – working day adjusted
(2010 = 100)**

Economic Activities	Eurostat code	Quarter of 2012				Quarter of 2013 ¹			
		I	II	III	IV	I	II	III	IV
Transportation, storage and post - total	H	85.1	98.4	112.1	101.7	88.4	105.8	123.2	105.3
Land transport	H49	85.3	93.8	102.5	104.3	87.4	104.9	113.0	107.3
Water transport	H50	65.6	72.0	66.5	61.9	53.5	55.1	49.1	36.8
Air transport	H51	48.8	98.1	177.7	61.0	62.0	103.6	185.4	64.0
Warehousing and support activities for transportation	H52	97.3	114.4	124.2	111.5	103.0	117.5	145.5	122.0
Postal and courier activities	H53	107.3	113.5	113.9	125.8	112.3	112.1	118.6	130.9
Information and communication	J	96.1	104.0	94.1	108.6	95.6	105.9	102.0	111.4
Publishing activities	J58	87.2	89.5	92.8	119.8	75.2	87.1	92.1	101.1
Motion picture, video and TV programme production, music publishing activities	J59	79.5	95.3	75.0	106.2	87.1	130.5	112.4	133.4
Programming and broadcasting activities	J60	90.1	111.5	83.3	129.5	90.0	121.1	96.3	137.1
Telecommunications	J61	90.8	92.7	86.0	87.2	86.7	90.6	88.9	90.4
Computer programming, consultancy and related activities	J62	114.2	133.9	118.5	151.2	122.7	136.8	134.8	153.8
Information service activities	J63	96.8	98.6	89.7	103.6	99.3	117.8	97.0	108.6
Other business services									
Activities of head offices; management consultancy activities	M69_702	96.8	108.7	110.1	129.8	98.6	109.2	112.1	132.4
Architectural and engineering activities; technical testing and analysis	M71	61.7	85.6	81.9	106.7	60.7	78.3	72.4	95.8
Advertising and market research	M73	78.1	108.0	84.8	127.8	73.6	101.0	85.4	124.7
Other professional, scientific and technical activities	M74	93.9	103.1	99.4	142.1	91.8	109.6	113.2	123.5
Employment activities	N78	143.4	132.7	135.3	138.1	144.5	164.3	162.6	179.1
Travel agency, tour operator and other reservation service and related activities	N79	62.3	117.1	224.0	63.4	61.2	123.4	253.2	74.1
Security and investigation activities	N80	98.5	104.8	107.2	115.4	102.5	104.7	103.6	117.5
Cleaning activities	N812	86.9	127.9	127.1	114.8	88.7	99.4	104.6	102.5
Office administrative, office support and other business support activities	N82	115.4	116.5	121.8	126.1	137.3	161.2	167.2	154.2

¹ Preliminary data.