



TURNOVER INDICES IN SERVICES IN THE FIRST QUARTER OF 2013¹

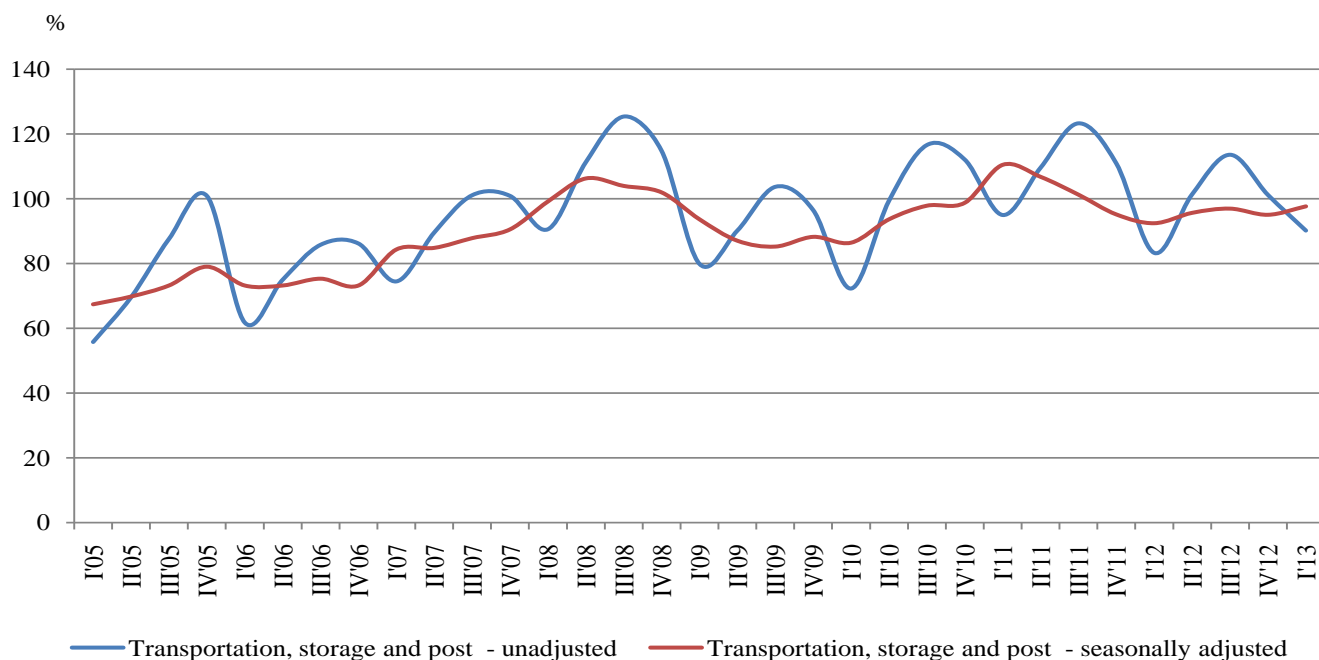
In compliance with Regulation (EC) № 1165/98 and amendment Regulation (EC) № 1158/2005 since January 2013 the base year for Short-term business statistics has been changed. All short-term indicators presented in the form of index are calculated and published at 2010 as a base year. The time series have been recalculated according to the new base year and with the publication of data for the first reporting period of 2013 they can be found on the NSI website: <http://www.nsi.bg/otrasalen.php?otr=55>.

The turnover indices in services cover the activities included in sections “Transportation, storage and post”, “Information and communication” and “Other business services”.

Quarterly changes

According to the preliminary data for the first quarter of 2013 the total turnover index in section “Transportation, storage and post”, calculated on the basis of seasonally adjusted data increased by 2.8% as compared to the fourth quarter of 2012. The highest growth (4.7%) was registered in Warehousing and support activities for transportation, while a decrease by 7.3% was reported in Water transport.

Figure 1. Quarterly turnover indices in „Transportation, storage and post” (2010 = 100)



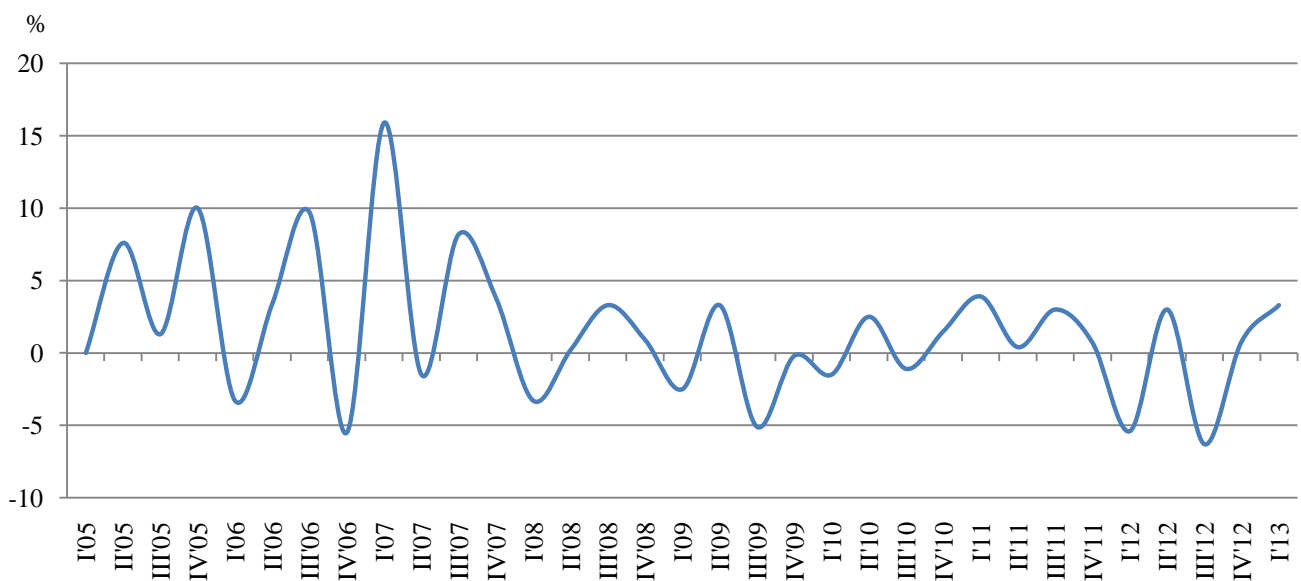
¹ Preliminary data.



The total turnover index in section “Information and communication” increased by 3.3% in comparison with the fourth quarter of 2012. The most significant increase was seen in Information service activities – by 13.3%.

A drop was registered in Publishing activities – by 17.3%.

Figure 2. Percentage change of turnover indices in „Information and communication” compared to the previous quarter (Seasonally adjusted)



In “Other business services” the highest increase (24.0%) in comparison with the previous quarter was observed in Office administrative, office support and other business support activities. In Other professional, scientific and technical activities was observed decrease by 14.3%.

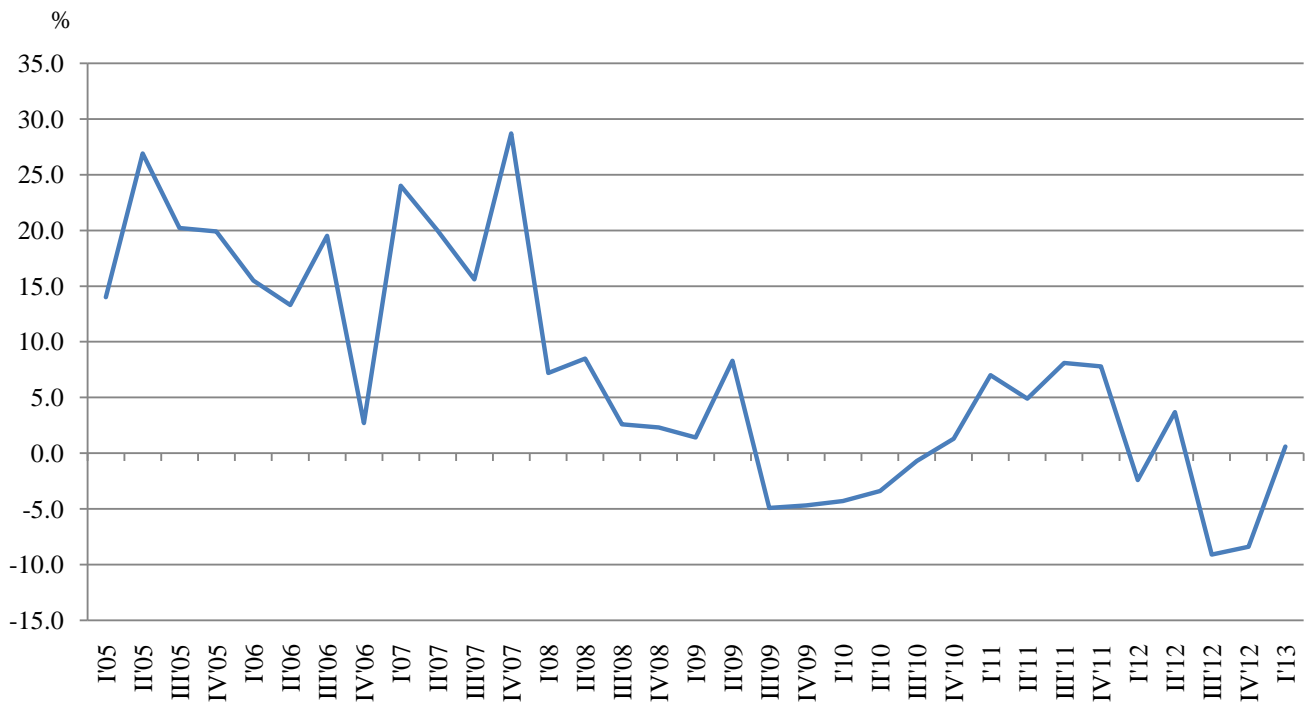
Annual changes

During the first quarter of 2013 the total working day adjusted turnover index in section „Transportation, storage and post” increased by 6.2% compared to the same quarter of 2012. This increase was mainly due to growth in Air transport – by 10.5% and in Land transport –by 7.2%. A decrease was recorded in Water transport – by 20.6%.

The total working day adjusted turnover index in section „Information and communication” rose by 0.6% compared to the first quarter of 2012. The essential increase was registered in Information service activities – by 22.6% and Computer programming, consultancy and related activities – by 9.7%. Decrease of index was reported in Publishing activities – by 21.6%.



Figure 3. Percentage change of the turnover index in „Information and communication” compared to the same quarter of the previous year (Working day adjusted)



In „Other business services” the biggest growth in comparison with the same quarter of 2012 was observed in Office administrative, office support and other business support activities – by 14.8% and in Employment activities – by 14.1%.

Drop of index was registered in Cleaning activities– by 3.5%, Advertising and market research – by 3.2% and Architectural and engineering activities; technical testing and analysis – by 1.7%.



Methodological notes

Seasonal adjustment is a statistical method, which eliminates the seasonal component of time series and it is particularly suitable for long-term comparisons and analysis of the data.

Working day adjustment is an adjustment for variations caused by calendar effects, different number of calendar and working days in the months, national holydays and outliers.

More methodological information on the quarterly survey and data for the period 2000 – 2013 could be found on NSI official web-site.

For Transport and Communications: (<http://www.nsi.bg/otrasalen.php?otr=58>)

For Services: (<http://www.nsi.bg/otrasalen.php?otr=65>).



Annex

Table 1

Percentage change of turnover indices in services¹
(Compared to the previous quarter)

Economic Activities	Eurostat code	Quarter of 2012				Quarter of 2013*
		I	II	III	IV	I
Transportation, storage and post - total	H	-2.9	3.5	1.3	-1.9	2.8
Land transport	H49	-5.6	4.6	3.0	-2.6	2.2
Water transport	H50	-4.9	-1.2	-8.9	-4.8	-7.3
Air transport	H51	5.3	0.4	-1.5	-0.2	4.5
Warehousing and support activities for transportation	H52	2.3	2.7	-0.6	-1.3	4.7
Postal and courier activities	H53	-6.1	3.5	1.0	1.8	2.3
Information and communication	J	-5.4	3.0	-6.3	0.8	3.3
Publishing activities	J58	18.9	-14.8	-3.9	16.4	-17.3
Motion picture, video and TV programme production, music publishing activities	J59	-37.6	-1.7	-11.9	3.7	2.9
Programming and broadcasting activities	J60	3.6	3.2	-1.0	1.5	3.0
Telecommunications	J61	-6.3	2.0	-8.5	-1.1	4.4
Computer programming, consultancy and related activities	J62	-2.9	7.3	-4.0	1.0	5.3
Information service activities	J63	-15.3	22.3	-4.4	-7.4	13.3
Other business services						
Activities of head offices; management consultancy activities	M69_702	11.1	0.1	6.4	-0.9	-3.9
Architectural and engineering activities; technical testing and analysis	M71	-6.6	8.9	-6.3	-1.1	-1.8
Advertising and market research	M73	2.1	3.8	-1.6	-0.3	-4.2
Other professional, scientific and technical activities	M74	-9.1	16.7	-6.4	18.4	-14.3
Employment activities	N78	-15.2	5.6	1.0	4.4	2.7
Travel agency, tour operator and other reservation service and related activities	N79	6.8	6.4	2.0	-5.3	2.8
Security and investigation activities	N80	3.1	0.1	0.9	2.2	0.5
Cleaning activities	N812	14.5	6.8	-6.7	-3.0	0.0
Office administrative, office support and other business support activities	N82	-8.1	-2.7	-3.1	-2.1	24.0

¹ Seasonally adjusted.



Table 2

**Percentage change of turnover indices in services¹
(Compared to the same quarter of the previous year)**

Economic Activities	Eurostat code	Quarter of 2012				Quarter of 2013*
		I	II	III	IV	I
Transportation, storage and post - total	H	-17.1	-9.0	-3.6	-0.5	6.2
Land transport	H49	-23.3	-15.4	-4.7	-1.2	7.2
Water transport	H50	-32.5	-21.3	-19.5	-18.4	-20.6
Air transport	H51	1.2	-1.8	-3.6	3.1	10.5
Warehousing and support activities for transportation	H52	-2.3	2.1	0.5	2.8	5.7
Postal and courier activities	H53	-1.8	2.4	-0.6	0.4	8.6
Information and communication	J	-2.4	3.7	-9.1	-8.4	0.6
Publishing activities	J58	15.7	-3.4	-22.2	14.5	-21.6
Motion picture, video and TV programme production, music publishing activities	J59	-8.7	-8.3	-23.9	-43.9	-7.7
Programming and broadcasting activities	J60	8.2	12.3	-2.9	5.5	7.9
Telecommunications	J61	-9.5	-6.5	-14.4	-13.9	-3.3
Computer programming, consultancy and related activities	J62	12.8	20.7	6.8	0.3	9.7
Information service activities	J63	-25.9	-7.4	-11.1	-8.5	22.6
Other business services						
Activities of head offices; management consultancy activities	M69_702	4.3	6.6	20.6	17.4	1.1
Architectural and engineering activities; technical testing and analysis	M71	-18.2	4.7	-7.6	-5.8	-1.7
Advertising and market research	M73	-8.1	3.4	3.3	4.4	-3.2
Other professional, scientific and technical activities	M74	-26.5	11.1	1.6	17.6	10.9
Employment activities	N78	-21.4	-16.0	-17.9	-5.3	14.1
Travel agency, tour operator and other reservation service and related activities	N79	-8.5	15.4	6.2	6.1	6.0
Security and investigation activities	N80	7.6	2.9	0.2	7.4	5.5
Cleaning activities	N812	14.2	21.3	7.7	9.5	-3.5
Office administrative, office support and other business support activities	N82	-11.3	-19.3	-28.1	-15.6	14.8

¹ Working day adjusted.


Table 3
Turnover indices in services – seasonally adjusted
(2010 = 100)

Economic Activities	Eurostat code	Quarter of 2012				Quarter of 2013*
		I	II	III	IV	I
Transportation, storage and post - total	H	92.4	95.6	96.9	95.0	97.6
Land transport	H49	85.3	89.2	91.9	89.5	91.5
Water transport	H50	73.9	73.0	66.5	63.3	58.7
Air transport	H51	115.3	115.8	114.1	113.9	119.0
Warehousing and support activities for transportation	H52	104.5	107.3	106.7	105.3	110.3
Postal and courier activities	H53	111.5	115.4	116.5	118.6	121.3
Information and communication	J	97.1	100.0	93.7	94.4	97.5
Publishing activities	J58	115.3	98.2	94.4	109.9	90.9
Motion picture, video and TV programme production, music publishing activities	J59	100.6	98.9	87.1	90.3	92.9
Programming and broadcasting activities	J60	105.6	109.0	107.9	109.5	112.8
Telecommunications	J61	84.3	86.0	78.7	77.8	81.2
Computer programming, consultancy and related activities	J62	122.6	131.6	126.3	127.6	134.3
Information service activities	J63	77.3	94.5	90.3	83.6	94.7
Other business services						
Activities of head offices; management consultancy activities	M69_702	102.3	102.4	109.0	108.0	103.8
Architectural and engineering activities; technical testing and analysis	M71	77.4	84.3	79.0	78.1	76.7
Advertising and market research	M73	92.2	95.7	94.2	93.9	90.0
Other professional, scientific and technical activities	M74	84.8	99.0	92.7	109.8	94.1
Employment activities	N78	120.6	127.3	128.6	134.3	137.9
Travel agency, tour operator and other reservation service and related activities	N79	110.9	118.0	120.4	114.0	117.2
Security and investigation activities	N80	104.1	104.2	105.1	107.4	107.9
Cleaning activities	N812	105.5	112.7	105.1	101.9	101.9
Office administrative, office support and other business support activities	N82	117.6	114.4	110.8	108.5	134.5


Table 4
**Turnover indices in services – working day adjusted
(2010 = 100)**

Economic Activities	Eurostat code	Quarter of 2012				Quarter of 2013*
		I	II	III	IV	I
Transportation, storage and post - total	H	79.6	78.5	115.9	104.1	84.6
Land transport	H49	76.5	62.1	107.9	107.0	82.0
Water transport	H50	67.0	80.0	66.5	62.9	53.2
Air transport	H51	60.8	162.0	174.7	59.5	67.2
Warehousing and support activities for transportation	H52	93.4	87.2	128.1	114.8	98.7
Postal and courier activities	H53	105.1	119.9	111.1	126.6	114.1
Information and communication	J	93.7	84.7	94.7	109.8	94.2
Publishing activities	J58	96.0	109.6	92.3	118.6	75.3
Motion picture, video and TV programme production, music publishing activities	J59	91.8	105.5	74.6	105.3	84.7
Programming and broadcasting activities	J60	87.5	132.6	80.0	136.6	94.4
Telecommunications	J61	86.9	59.0	87.6	89.1	84.0
Computer programming, consultancy and related activities	J62	112.1	126.7	118.2	150.6	123.0
Information service activities	J63	80.9	66.0	90.3	104.9	99.2
Other business services						
Activities of head offices; management consultancy activities	M69_702	94.2	85.3	111.1	132.1	95.2
Architectural and engineering activities; technical testing and analysis	M71	59.7	66.4	82.6	108.5	58.7
Advertising and market research	M73	74.4	89.4	85.6	130.2	72.0
Other professional, scientific and technical activities	M74	80.8	64.1	100.3	144.7	89.6
Employment activities	N78	126.0	105.6	137.0	141.5	143.8
Travel agency, tour operator and other reservation service and related activities	N79	58.2	116.2	225.1	64.2	61.7
Security and investigation activities	N80	94.7	103.5	106.1	115.0	99.9
Cleaning activities	N812	87.8	97.2	126.2	111.3	84.7
Office administrative, office support and other business support activities	N82	114.3	83.8	122.4	127.2	131.2