



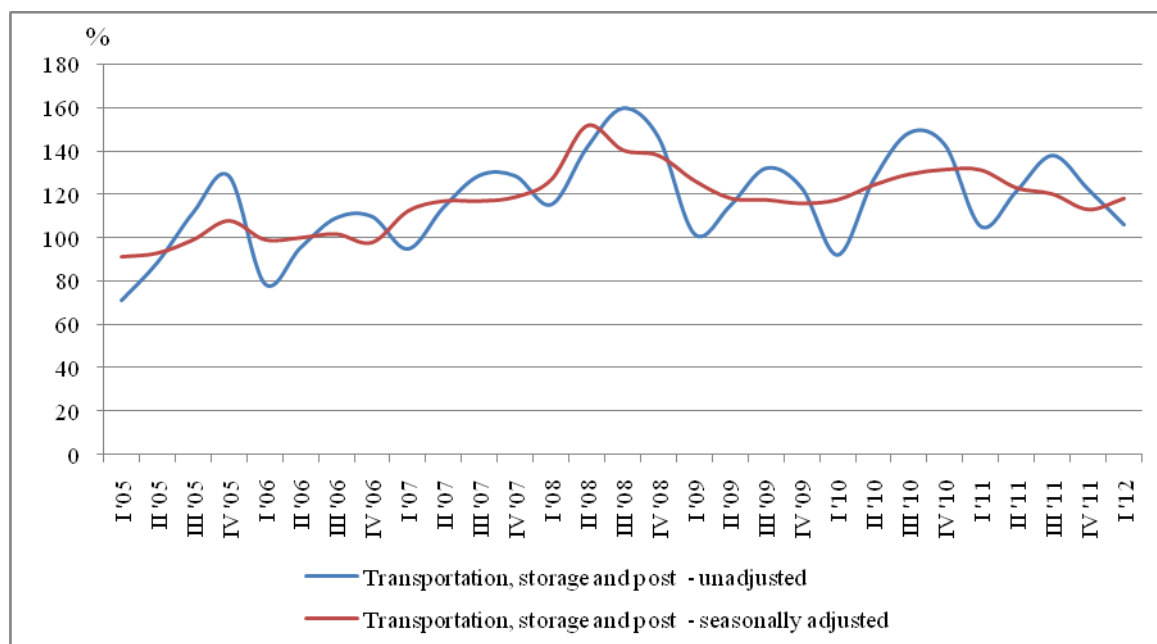
TURNOVER INDICES IN SERVICES IN THE FIRST QUARTER OF 2012¹

The turnover indices in services cover the activities included in sections “Transportation, storage and post”, „Information and communication” and Other business services.

Quarterly changes

According to preliminary data from the first quarter of 2012 the total turnover index for section “Transportation, storage and post”, calculated on the basis of **seasonally adjusted data**² was 4.4% higher than the previous quarter. The increase was due to the activities Land transport and Warehousing and support activities for transportation, which increased on the previous quarter by 6.8 and 5.2%, respectively. A reduction was registered in divisions Water transport - 7.3%, Air transport - 1.4% and Postal and courier activities - 6.7%.

Figure 1. Quarterly turnover indices in „Transportation, storage and post” (2005=100)



The total turnover index in section „Information and communication” decreased by 0.7% in comparison with the previous quarter. A significant decrease of 24.4% was observed in Motion picture, video and TV programme production, music publishing activities. Information service activities also registered a 5.7%

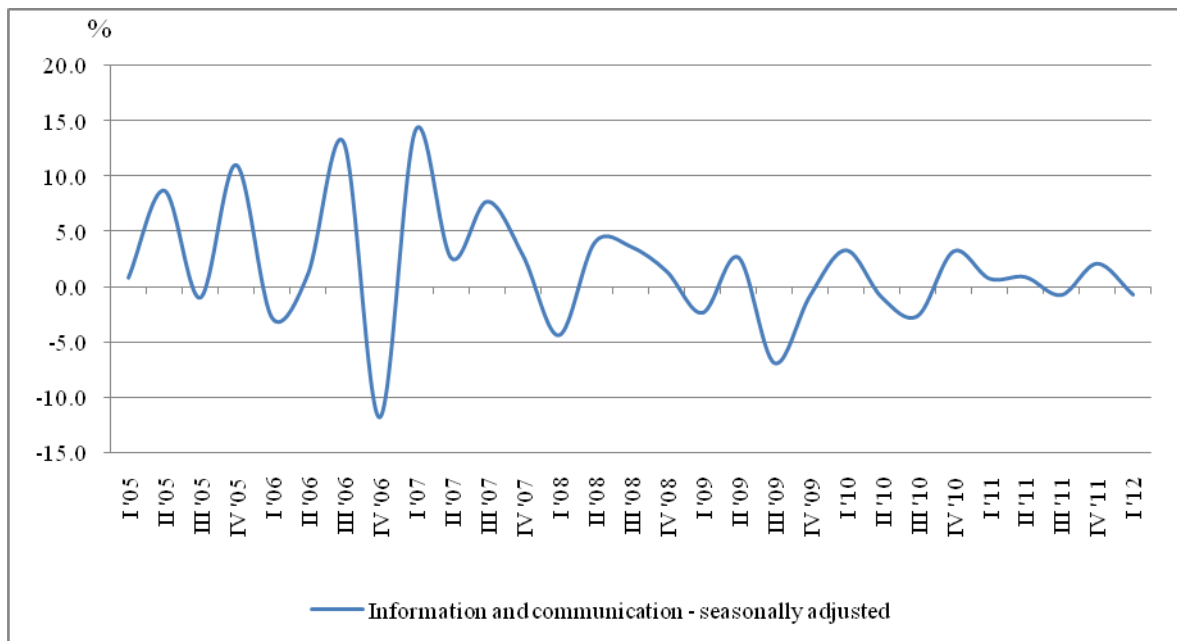
¹ Preliminary data.

² Seasonal adjustment is a statistical method, which eliminates the seasonal component of time series and it is particularly suitable for long-term comparisons and analysis of the data.



drop. An increase in turnover in comparison with the fourth quarter of 2011 was registered in Publishing activities by 6.0%, in Telecommunications and Computer programming, consultancy and related activities by 0.5%.

Figure 2. Percentage change of turnover indices in „Information and communication” compared to the previous quarter (Seasonally adjusted)



In *Other business services* the highest increase in comparison with the previous quarter was observed in Travel agency, tour operator and other reservation service and related activities and in Office administrative, office support and other business support activities by 61.5 and 12.0%, respectively.

Annual changes

The total turnover index, working day adjusted³ in section „*Transportation, storage and post*” dropped by 10.5% compared to the fourth quarter of 2011. The greatest reduction was observed in Water transport by 29.8%, Land transport by 14.4% and Air transport by 10.3%. Growth in turnover was recorded only in Warehousing and support activities for transportation by 2.4%.

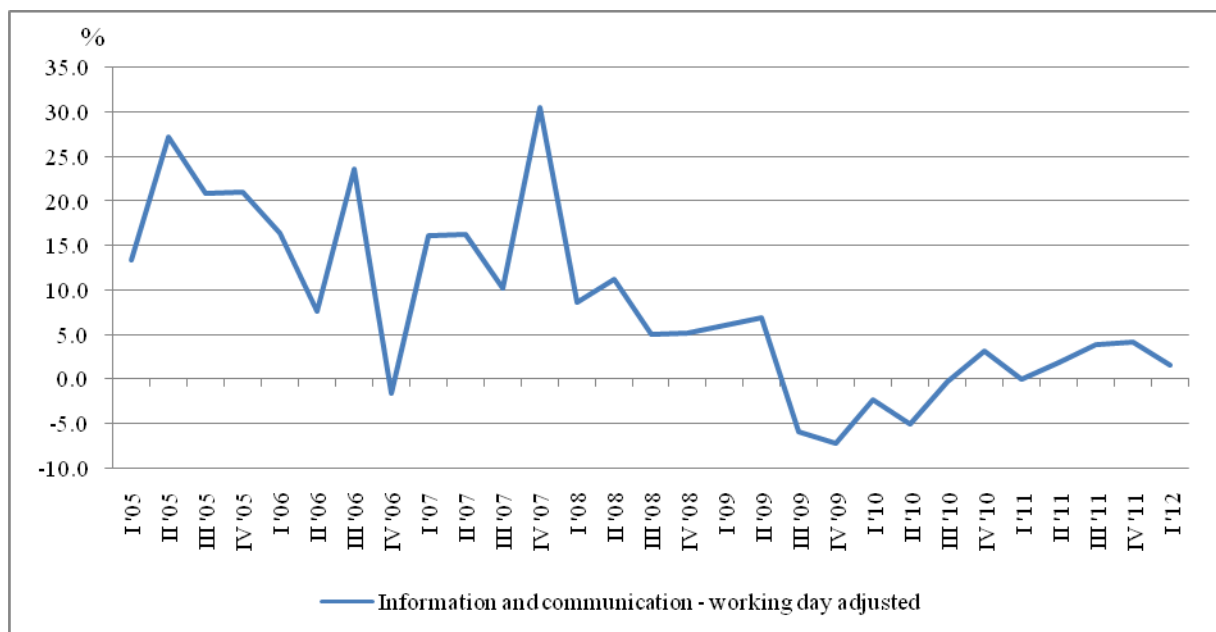
During the first quarter of 2012 the total working day adjusted turnover index in section „*Information and communication*” increased by 1.5% compared to the corresponding quarter of 2011. The increase was

³Working day adjustment is an adjustment for variations caused by calendar effects, different number of calendar and working days in the months, national holidays and outliers.



mainly due to in Computer programming, consultancy and related activities (15.3%), in Publishing activities (10.7%). Most significant decrease was in Information service activities (20.7%).

Figure 3. Percentage change of the turnover index in „Information and communication” compared to the same quarter of the previous year (Working day adjusted)



In *Other business services* the biggest growth in comparison with the first quarter of 2011 was observed in Travel agency, tour operator and other reservation service and related activities by 14.8% and in Security and investigation activities by 11.8%. A substantial drop was reported in Other professional, scientific and technical activities by 28.2%, in Advertising and market research by 19.7% and in Architectural and engineering activities; technical testing and analysis by 16.1%.

The seasonally and working day adjusted data for the period 2000 – 2012 can be found in NSI’s web-site:
For Transport and Communications: (<http://www.nsi.bg/otrasalen.php?otr=58>);
For Services: (<http://www.nsi.bg/otrasalen.php?otr=65>).



Table 1

Percentage change of turnover indices in services¹
(Compared to the previous quarter)

Economic Activities	Eurostat code	Quarters of 2011				Quarter of 2012*
		I	II	III	IV	I
Transportation, storage and post - total	H	-0.2	-6.3	-2.3	-5.9	4.4
Land transport	H49	-3.2	-9.4	-2.7	-8.1	6.8
Water transport	H50	4.7	-15.4	-11.7	1.4	-7.3
Air transport	H51	2.7	-0.1	-2.6	-5.8	-1.4
Warehousing and support activities for transportation	H52	7.3	0.4	-0.4	-2.8	5.2
Postal and courier activities	H53	1.4	1.7	1.8	1.8	-6.7
Information and communication	J	0.8	0.9	-0.7	2.1	-0.7
Publishing activities	J58	-5.6	0.3	21.1	-14.0	6.0
Motion picture, video and TV programme production, music publishing activities	J59	6.9	1.3	1.5	40.6	-24.4
Programming and broadcasting activities	J60	-0.4	0.5	-0.5	-2.1	-0.5
Telecommunications	J61	-1.4	0.1	-5.0	0.3	0.5
Computer programming, consultancy and related activities	J62	5.0	4.1	2.7	7.9	0.5
Information service activities	J63	9.8	-5.9	1.8	-11.8	-5.7
Other business services						
Activities of head offices; management consultancy activities	M69_702	0.5	-0.1	-0.9	-0.1	1.1
Architectural and engineering activities; technical testing and analysis	M71	-10.9	-6.0	-2.3	-4.7	-4.0
Advertising and market research	M73	20.6	-4.2	0.0	2.6	-15.3
Other professional, scientific and technical activities	M74	10.5	-28.5	8.4	8.1	-14.2
Rental and leasing activities	N78	-28.6	0.2	-3.1	0.7	5.0
Travel agency, tour operator and other reservation service and related activities	N79	-22.0	-8.9	4.6	-25.6	61.5
Security and investigation activities	N80	-0.5	1.2	1.6	2.2	3.4
Cleaning activities	N812	1.1	1.0	-0.7	-0.5	1.1
Office administrative, office support and other business support activities	N82	0.3	0.8	5.5	-7.5	12.0

¹ Seasonally adjusted.


Table 2

Percentage change of turnover indices in services¹
(Compared to the same quarter of the previous year)

Economic Activities	Eurostat code	Quarters of 2011				Quarter of 2012*
		I	II	III	IV	I
Transportation, storage and post - total	H	12.1	0.3	-5.6	-16.4	-10.5
Land transport	H49	12.2	-4.5	-11.2	-23.4	-14.4
Water transport	H50	15.8	-7.6	-17.5	-20.8	-29.8
Air transport	H51	8.8	14.4	6.8	-16.0	-10.3
Warehousing and support activities for transportation	H52	13.0	8.8	1.9	3.7	2.4
Postal and courier activities	H53	7.8	7.2	7.3	6.8	-1.5
Information and communication	J	-0.1	1.8	3.9	4.1	1.5
Of which: Publishing activities	J58	-21.0	-18.0	28.5	-2.8	10.7
Motion picture, video and TV programme production, music publishing activities	J59	-9.7	-18.2	-12.2	56.2	8.7
Programming and broadcasting activities	J60	1.5	0.9	57.0	-5.4	-0.8
Telecommunications	J61	-4.3	0.6	-4.3	-6.1	-3.9
Computer programming, consultancy and related activities	J62	11.9	12.3	9.5	24.1	15.3
Information service activities	J63	39.2	15.6	28.1	-7.6	-20.7
Other business services						
Activities of head offices; management consultancy activities	M69_702	8.1	0.6	-5.4	-4.8	6.8
Architectural and engineering activities; technical testing and analysis	M71	-13.9	-20.2	-19.5	-21.1	-16.1
Advertising and market research	M73	48.1	29.0	30.4	21.7	-19.7
Other professional, scientific and technical activities	M74	63.0	-10.4	-15.4	-7.5	-28.2
Rental and leasing activities	N78	17.8	-6.3	-16.1	-33.4	7.6
Travel agency, tour operator and other reservation service and related activities	N79	28.6	12.3	0.3	-44.9	14.8
Security and investigation activities	N80	-2.4	0.0	0.9	2.2	11.8
Cleaning activities	N812	2.5	6.8	0.7	-4.0	2.5
Office administrative, office support and other business support activities	N82	3.8	3.2	3.9	-3.0	11.8

¹ Working day adjusted.



Table 3

Turnover indices in services – seasonally adjusted
(2005 = 100)

Economic Activities	Eurostat code	Quarters of 2011				Quarter of 2012*
		I	II	III	IV	I
Transportation, storage and post - total	H	131.2	123.0	120.2	113.1	118.1
Land transport	H49	142.1	128.8	125.3	115.1	122.9
Water transport	H50	75.8	64.1	56.6	57.4	53.2
Air transport	H51	121.3	121.2	118.0	111.2	109.6
Warehousing and support activities for transportation	H52	116.1	116.6	116.1	112.8	118.7
Postal and courier activities	H53	196.4	199.8	203.3	207.0	193.2
Information and communication	J	140.3	141.6	140.6	143.5	142.5
Publishing activities	J58	78.1	78.3	94.8	81.5	86.4
Motion picture, video and TV programme production, music publishing activities	J59	142.2	144.0	146.2	205.6	155.4
Programming and broadcasting activities	J60	123.7	124.3	123.7	121.1	120.5
Telecommunications	J61	109.6	109.7	104.2	104.5	105.0
Computer programming, consultancy and related activities	J62	369.8	384.9	395.3	426.5	428.5
Information service activities	J63	1127.1	1061.0	1080.1	952.4	898.1
Other business services						
Activities of head offices; management consultancy activities	M69_702	284.3	284.0	281.5	281.3	284.3
Architectural and engineering activities; technical testing and analysis	M71	202.4	190.3	186.0	177.3	170.2
Advertising and market research	M73	175.9	168.6	168.6	173.0	146.6
Other professional, scientific and technical activities	M74	403.0	288.0	312.2	337.4	289.6
Rental and leasing activities	N78	324.9	325.7	315.7	317.9	333.9
Travel agency, tour operator and other reservation service and related activities	N79	186.3	169.8	177.6	132.2	213.5
Security and investigation activities	N80	220.7	223.4	227.0	232.0	240.0
Cleaning activities	N812	257.1	259.7	257.9	256.5	259.3
Office administrative, office support and other business support activities	N82	238.5	240.3	253.6	234.6	262.8


Table 4
Turnover indices in services – working day adjusted
(2005 = 100)

Economic Activities	Eurostat code	Quarters of 2011				Quarter of 2012*
		I	II	III	IV	I
Transportation, storage and post - total	H	110.1	119.7	136.9	117.8	98.5
Land transport	H49	122.3	123.2	132.2	127.0	104.7
Water transport	H50	69.5	67.1	58.4	57.5	48.8
Air transport	H51	64.0	125.0	224.3	69.0	57.4
Warehousing and support activities for transportation	H52	98.3	114.7	131.3	117.1	100.7
Postal and courier activities	H53	194.5	194.2	195.4	222.4	191.5
Information and communication	J	130.3	137.9	137.9	161.3	132.2
Publishing activities	J58	69.3	78.1	100.0	85.9	76.7
Motion picture, video and TV programme production, music publishing activities	J59	132.6	139.6	129.9	249.7	144.1
Programming and broadcasting activities	J60	102.3	133.7	101.4	156.5	101.5
Telecommunications	J61	103.8	107.6	105.3	110.8	99.7
Computer programming, consultancy and related activities	J62	337.5	363.5	379.8	509.2	389.3
Information service activities	J63	1077.5	986.5	996.9	1137.2	854.1
Other business services						
Activities of head offices; management consultancy activities	M69_702	258.2	284.4	253.5	315.9	275.8
Architectural and engineering activities; technical testing and analysis	M71	159.9	167.2	185.6	241.4	134.2
Advertising and market research	M73	141.9	188.4	144.3	222.1	113.9
Other professional, scientific and technical activities	M74	367.2	269.9	311.7	389.2	263.8
Rental and leasing activities	N78	331.7	313.9	325.5	295.6	356.9
Travel agency, tour operator and other reservation service and related activities	N79	96.8	164.8	317.2	93.2	111.1
Security and investigation activities	N80	195.2	224.7	235.0	241.3	218.2
Cleaning activities	N812	205.4	268.1	304.0	249.5	210.5
Office administrative, office support and other business support activities	N82	223.3	221.4	274.7	245.6	249.7