

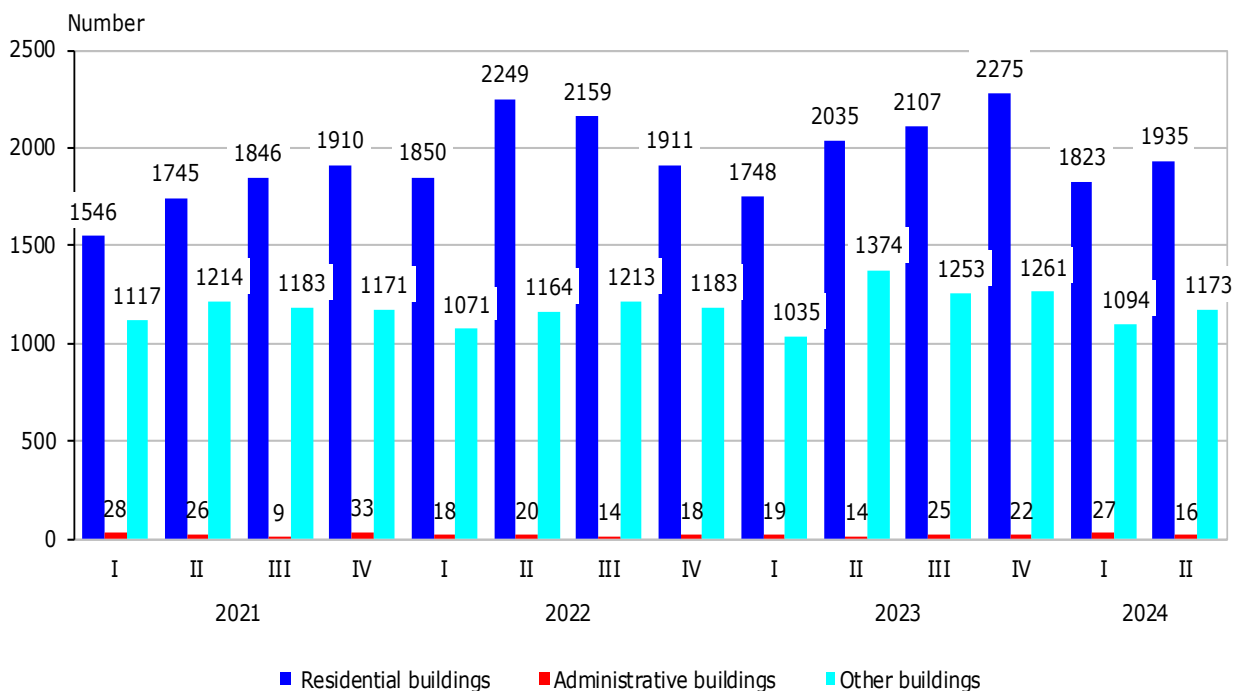


BUILDING PERMITS, ISSUED AND CONSTRUCTION OF NEW BUILDINGS STARTED IN THE SECOND QUARTER OF 2024

In the second quarter of 2024, the municipal authorities issued **building permits** for the construction of 1 935 residential buildings with 10 271 dwellings and 1 191 503 sq. m gross building area, 16 administrative buildings/offices with 18 179 sq. m gross building area and 1 173 other buildings with 445 041 sq. m gross building area.

As compared to the previous quarter, the issued building permits for residential buildings increased by 6.1%, while their dwellings decreased by 2.1% and the gross building area - by 1.0%. Building permits issued for administrative buildings have shown a decrease of 40.7% and their gross building area - by 69.1%. Issued building permits for other buildings rose by 7.2%, but their gross building area fell by 16.8%.

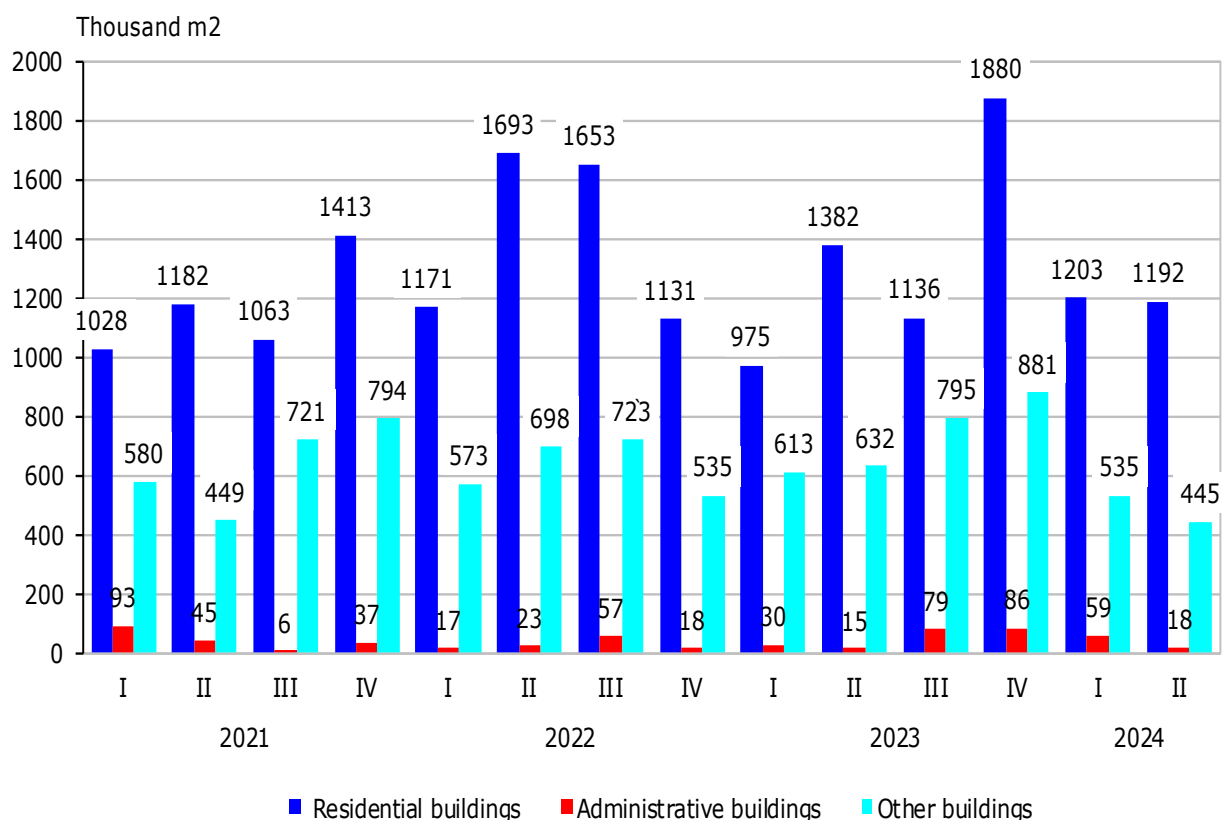
Figure 1. Building permits, issued for the construction of new buildings by type and by quarter



BUILDING PERMITS, ISSUED AND CONSTRUCTION OF NEW BUILDINGS STARTED IN THE FIRST QUARTER OF 2024

As compared to the second quarter of 2023, the issued building permits for new residential buildings decreased by 4.9%, their dwellings - by 15.0% and the gross building area - by 13.8%. Permits were issued for 14.3% more administrative buildings, with a 25.2% larger gross building area. The issued building permits for other buildings fell by 14.6%, as well as their gross building area - by 29.6%.

Figure 2. Building permits, issued for construction - gross building area by type of buildings and quarter



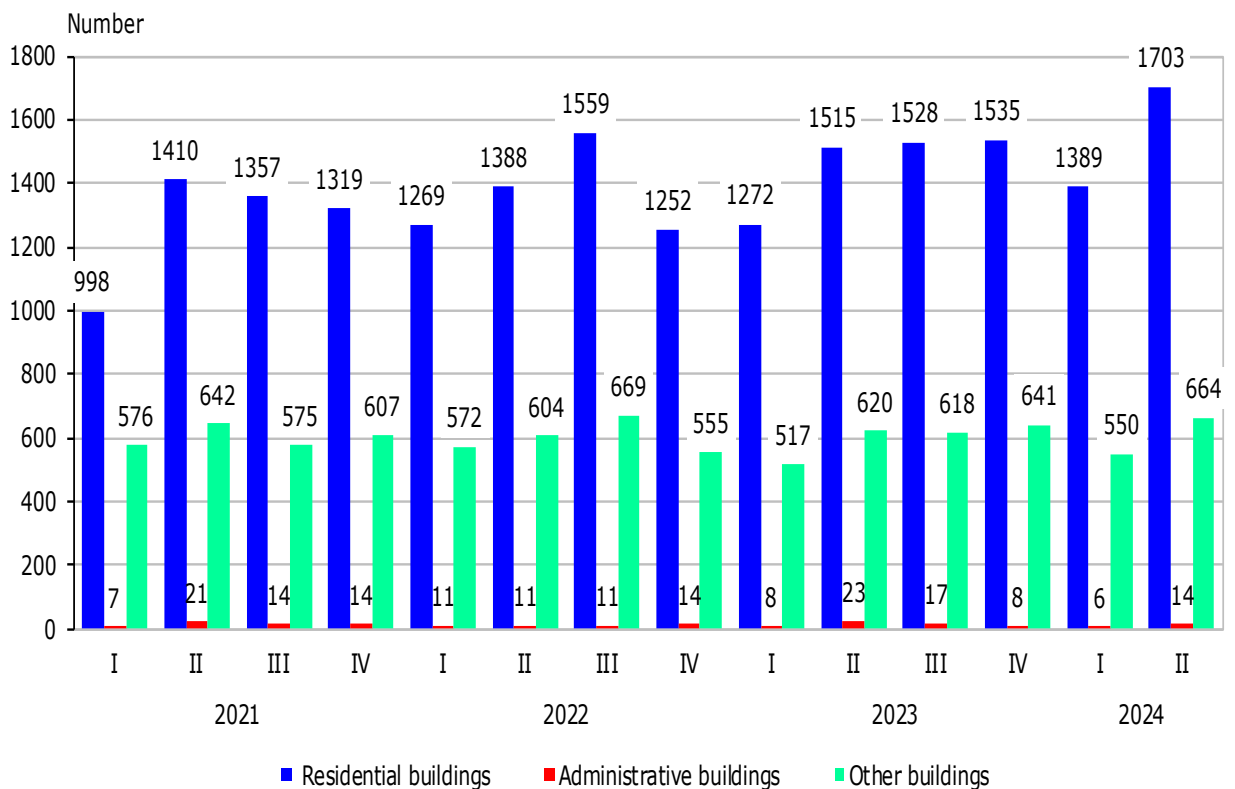
The highest number of building permits for new residential buildings was issued in the following districts: Plovdiv - 365, Sofia (stolitsa) - 250, Varna - 180, Sofia - 177 and Burgas - 167. Most dwellings are to be built in the districts: Sofia (stolitsa) - 3 365, Plovdiv - 2 269, Burgas - 1 159, Varna - 1 087 and Blagoevgrad - 381 (Annex, Table 1).

**BUILDING PERMITS, ISSUED AND CONSTRUCTION OF NEW BUILDINGS
STARTED IN THE FIRST QUARTER OF 2024**

In the second quarter of 2024, **the construction** of 1 703 residential buildings with 8 814 dwellings and 1 040 693 sq. m gross building area, 14 administrative buildings/offices with 21 337 sq. m gross building area and 664 other buildings with 450 050 sq. m gross building area **began**.

As compared to the previous quarter, the started residential buildings increased by 22.6%, but their dwellings fell by 3.0%, and the gross building area is by 8.7% more. The started administrative buildings and other buildings rose by 133.3% and 20.7% respectively. At the same time, the gross building area of administrative buildings grew over four times, and of other buildings - by 14.8%.

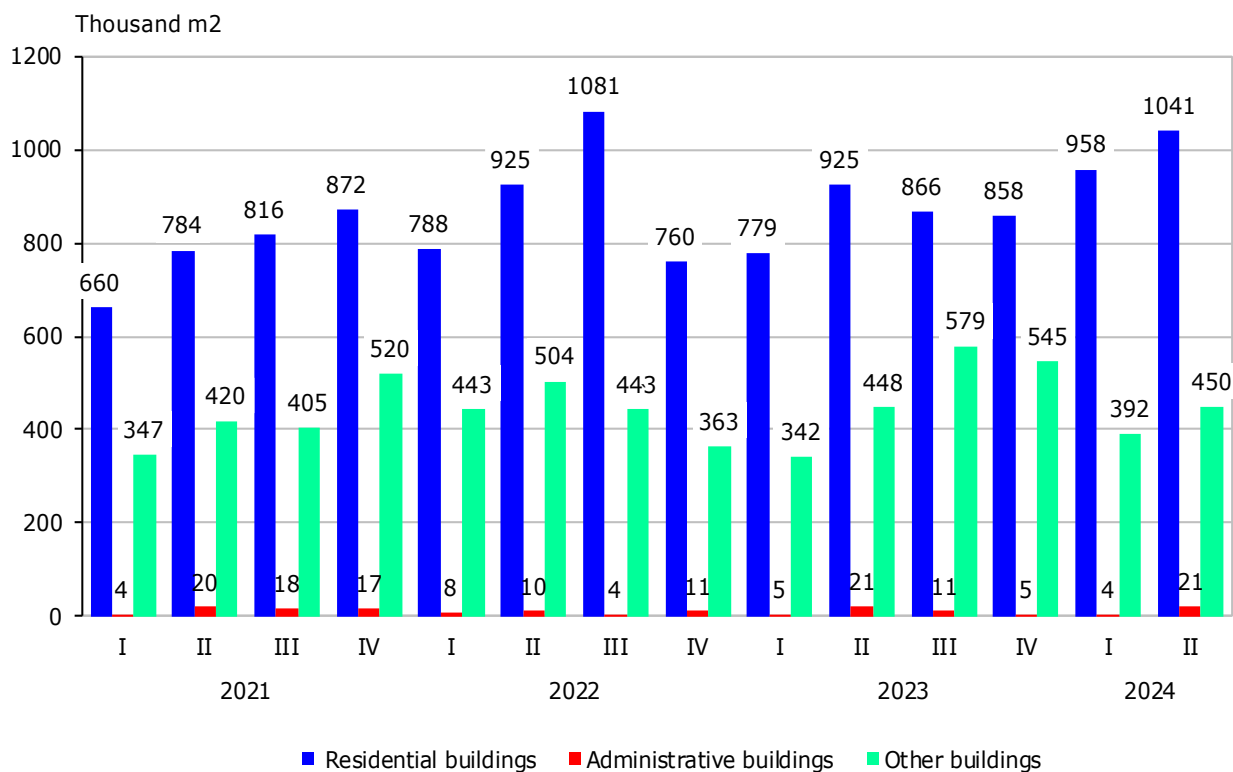
Figure 3. Started construction of new buildings by type and by quarter



As compared to the second quarter of 2023, the number of started new residential buildings increased by 12.4%, their dwellings - by 8.3%, and the gross building area - by 12.5%. The number of started administrative buildings decreased by 39.1%, but their gross building area went up by 2.8%. The construction of 7.1% more other buildings was started, with a 0.5% larger gross building area.

**BUILDING PERMITS, ISSUED AND CONSTRUCTION OF NEW BUILDINGS
STARTED IN THE FIRST QUARTER OF 2024**

Figure 4. Started construction - gross building area by type of buildings and by quarter



The construction of the highest number of new buildings was started in the following districts: Plovdiv - 312 residential buildings, 3 administrative buildings and 86 other buildings; Sofia (stolitsa) - 320 residential buildings, 4 administrative buildings and 35 other buildings; Sofia - 162 residential buildings and 27 other buildings; Varna - 156 residential buildings, 4 administrative buildings and 19 other buildings (Annex, Table 2).

BUILDING PERMITS, ISSUED AND CONSTRUCTION OF NEW BUILDINGS STARTED IN THE FIRST QUARTER OF 2024

Methodological notes

The quarterly statistical survey of permits issued for construction collects information about building permits issued by municipal authorities as well as for the started construction of new buildings according to their type and gross building area. This information may be used as an indicator of the future construction activity of enterprises in the country.

Types of buildings are classified according to the Classification of types of construction (CC) and are divided into:

- Residential - buildings for which the useful floor area is mostly used for permanent residential habitation.
- Non-residential - buildings for various purposes, including:
 - administrative - offices and buildings for administrative work of departments and other organizations and associations (representative buildings - banks, post offices, government department offices, conference and congress centres, low courts, municipalities);
 - other buildings - buildings used for different activities: production, trade, transport, education, culture, sports, agriculture, health, recreation and facilities for a short stay (hotels, motels, rest houses, huts and others).

Gross building area - a sum of all floors' areas in external dimensions.

**BUILDING PERMITS, ISSUED AND CONSTRUCTION OF NEW BUILDINGS
STARTED IN THE FIRST QUARTER OF 2024**

Annex

Table 1

**Building permits, issued for the construction of new buildings in the second
quarter of 2024**

Districts	Residential buildings			Administrative buildings		Other buildings	
	Number	Number of dwellings	Gross building area - sq. m	Number	Gross building area - sq. m	Number	Gross building area - sq. m
Total	1935	10271	1191503	16	18179	1173	445041
Blagoevgrad	107	381	46105	66	19030
Burgas	167	1159	124081	-	-	45	32682
Varna	180	1087	132050	37	10209
Veliko Tarnovo	36	36	7062	-	-	41	11006
Vidin	5	9	1280	-	-	4	810
Vratsa	19	53	7478	27	4457
Gabrovo	22	41	6769	-	-	14	10421
Dobrich	36	90	10164	-	-	16	5876
Kardzhali	46	159	21666	-	-	20	9603
Kyustendil	31	31	5479	-	-	23	21807
Lovech	32	31	5009	-	-	21	5471
Montana	14	64	7099	10	1583
Pazardzhik	80	121	15844	58	16404
Pernik	54	54	9015	23	2579
Pleven	36	237	58770			61	5979
Plovdiv	365	2269	257808	4	494	134	71115
Razgrad	16	16	2571	-	-	21	1143
Ruse	36	78	7269	-	-	52	14297
Silistra	11	11	1656	-	-	34	6602
Sliven	29	39	6633	-	-	31	7983
Smolyan	8	8	900	-	-	19	2922
Sofia	177	215	34829	-	-	93	48562
Sofia (stolitsa)	250	3365	342881	5	12217	56	61024
Stara Zagora	76	236	27989	136	28519
Targovishte	13	173	13426	-	-	17	14799
Haskovo	42	191	25957	-	-	31	15608
Shumen	23	71	5788	-	-	73	11641
Yambol	24	46	5925	-	-	10	2909

.. - Confidential data.

- - No case.

**BUILDING PERMITS, ISSUED AND CONSTRUCTION OF NEW BUILDINGS
STARTED IN THE FIRST QUARTER OF 2024**

Table 2

Building construction started in the second quarter of 2024

Districts	Residential buildings			Administrative buildings		Other buildings	
	Number	Number of dwellings	Gross building area - sq. m	Number	Gross building area - sq. m	Number	Gross building area - sq. m
Total	1703	8814	1040693	14	21337	664	450050
Blagoevgrad	108	395	47607	-	-	48	11965
Burgas	119	984	103846	-	-	31	66751
Varna	156	1477	156854	4	15462	19	13220
Veliko Tarnovo	26	75	10086	-	-	52	12140
Vidin	3	3	634	-	-	-	-
Vratsa	9	15	1474	-	-	7	2593
Gabrovo	21	32	5108	-	-	7	1737
Dobrich	35	121	12521	-	-	9	14381
Kardzhali	28	536	68311	-	-
Kyustendil	16	16	3259	-	-	17	5054
Lovech	27	27	4107	-	-	10	1895
Montana	8	17	2395	-	-
Pazardzhik	83	169	22373	61	12945
Pernik	50	97	15826	-	-	6	834
Pleven	8	9	2495	6	1314
Plovdiv	312	1343	159214	3	849	86	84277
Razgrad	3	3	298	-	-	6	1167
Ruse	16	16	2645	-	-	27	11348
Silistra	4	4	1047	-	-	13	5024
Sliven	40	43	8151	-	-	17	6150
Smolyan	8	11	1768	-	-	26	16526
Sofia	162	187	29297	-	-	27	49265
Sofia (stolitsa)	320	2653	311923	4	4868	35	68679
Stara Zagora	66	237	29516	-	-	78	19116
Targovishte	4	33	2925	-	-	11	13189
Haskovo	37	193	23607	-	-	22	11979
Shumen	23	57	5560	30	9674
Yambol	11	61	7846	-	-	8	3738

.. - Confidential data.

- - No case.