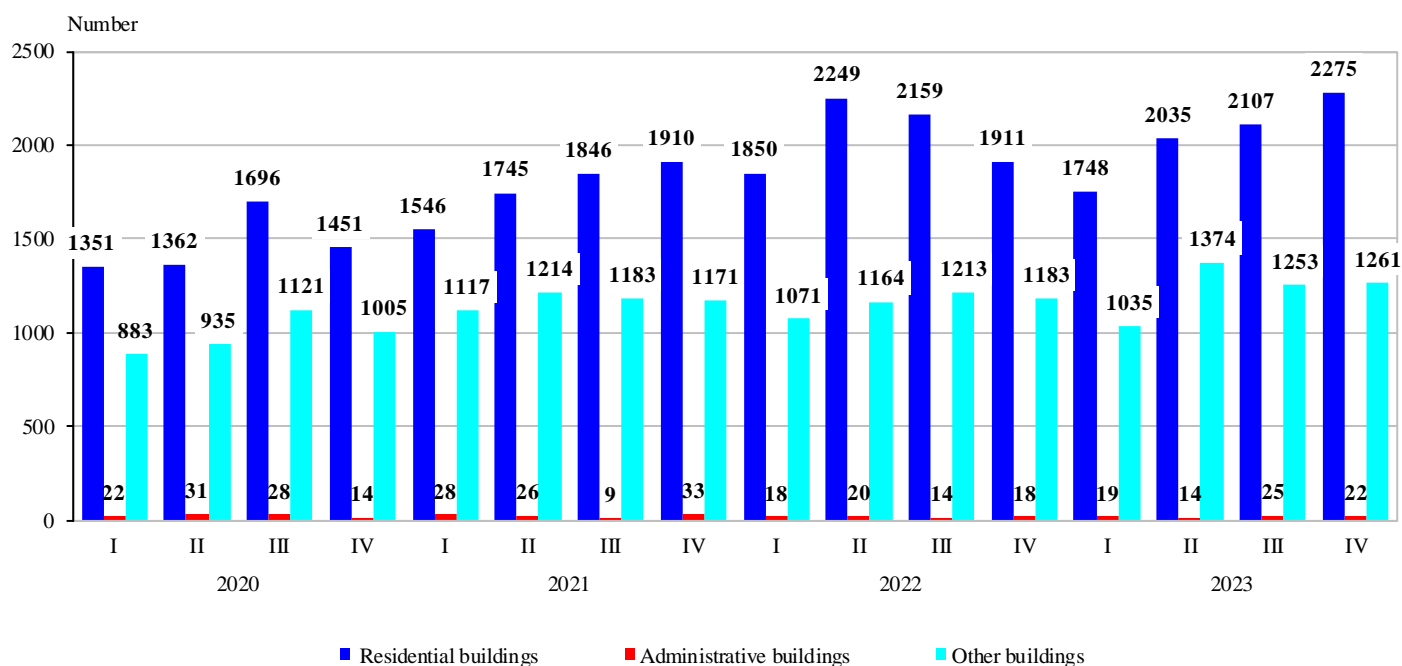


BUILDING PERMITS, ISSUED AND CONSTRUCTION OF NEW BUILDINGS STARTED IN THE FOURTH QUARTER OF 2023

In the fourth quarter of 2023, the municipal authorities issued **building permits** for the construction of 2 275 residential buildings with 16 788 dwellings and 1 880 330 sq. m gross building area, 22 administrative buildings/offices with 86 343 sq. m gross building area and 1 261 other buildings with 881 042 sq. m gross building area.

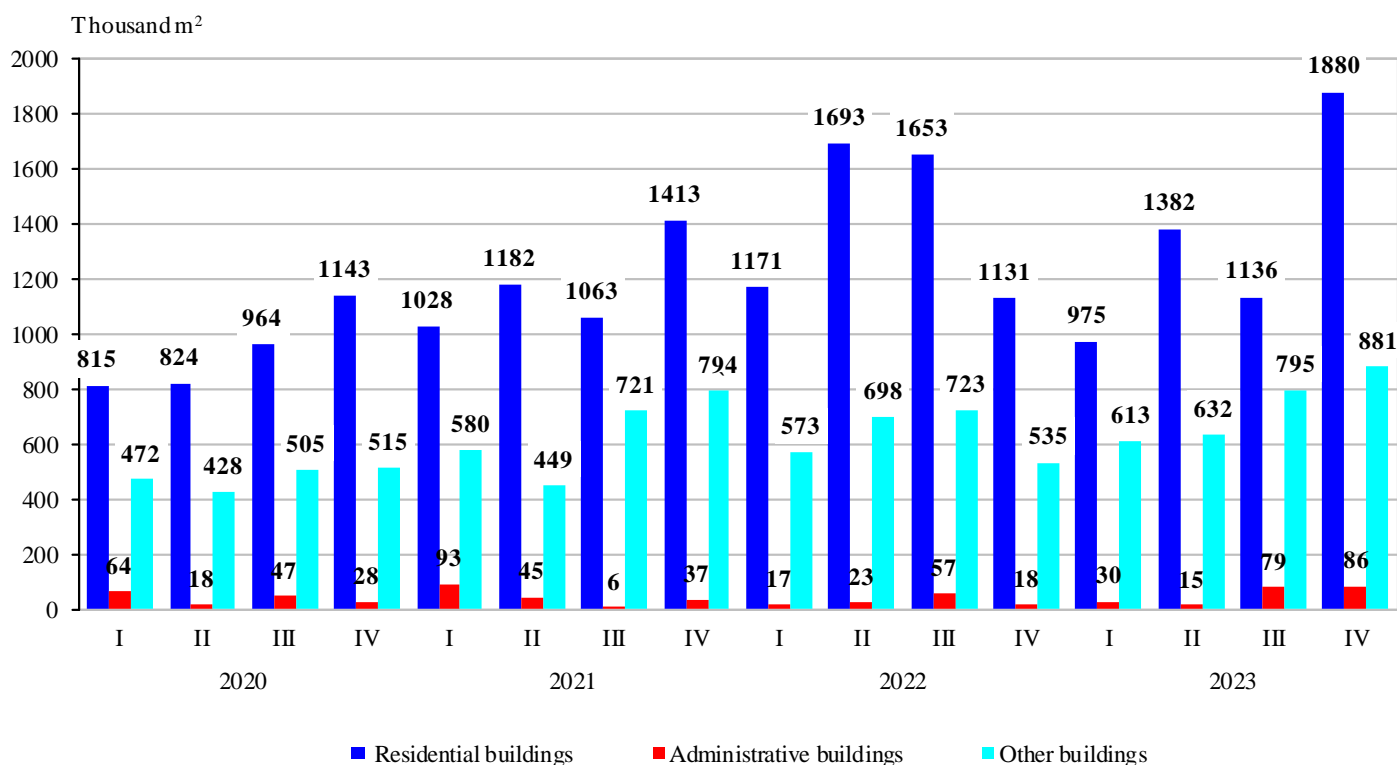
As compared to the previous quarter, the issued building permits for residential buildings increased by 8.0%, their dwellings - by 71.2% and the gross building area - by 65.5%. Permits were issued for 12.0% fewer administrative buildings, with a 9.3% larger gross building area. The issued building permits for other buildings rose by 0.6%, as well as their gross building area - by 10.8%.

Figure 1. Building permits, issued for the construction of new buildings by type and quarter



As compared to the fourth quarter of 2022, the issued building permits for new residential buildings increased by 19.0%, their dwellings - by 64.5% and the gross building area - by 66.2%. The issued building permits for administrative buildings and other buildings rose by 22.2% and 6.6% respectively. At the same time, the gross building area of administrative buildings grew over three times, and that of other buildings - by 64.7%.

Figure 2. Building permits, issued for construction - gross building area by type of buildings and quarter

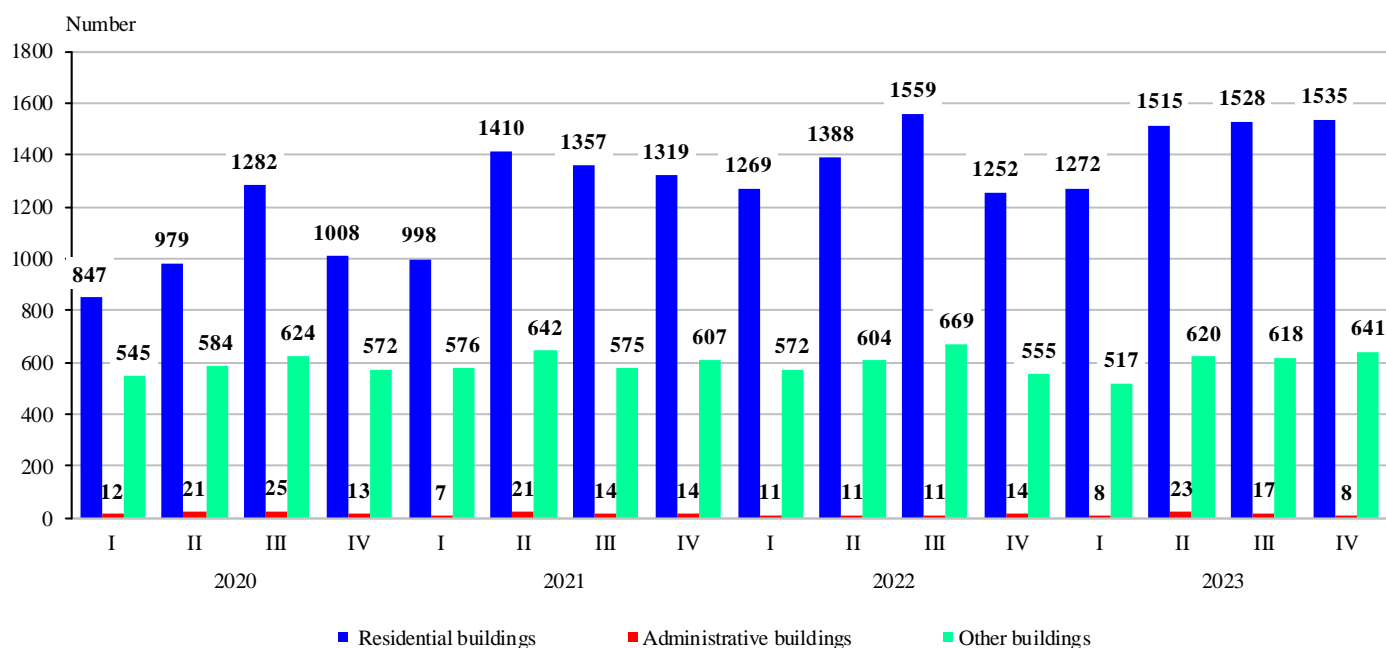


The highest number of building permits for new residential buildings was issued in the following districts: Sofia (stolitsa) - 435, Plovdiv - 393, Burgas - 217, Sofia - 186 and Varna - 168. Most dwellings are to be built in the districts: Sofia (stolitsa) - 7 559, Plovdiv - 2 702, Varna - 1 534, Burgas - 1 345 and Kardzhali - 786 (Annex, Table 1).

In the fourth quarter of 2023, **the construction** of 1 535 residential buildings with 7 382 dwellings and 857 709 sq. m gross building area, 8 administrative buildings/offices with 5 211 sq. m gross building area and 641 other buildings with 545 200 sq. m gross building area **began**.

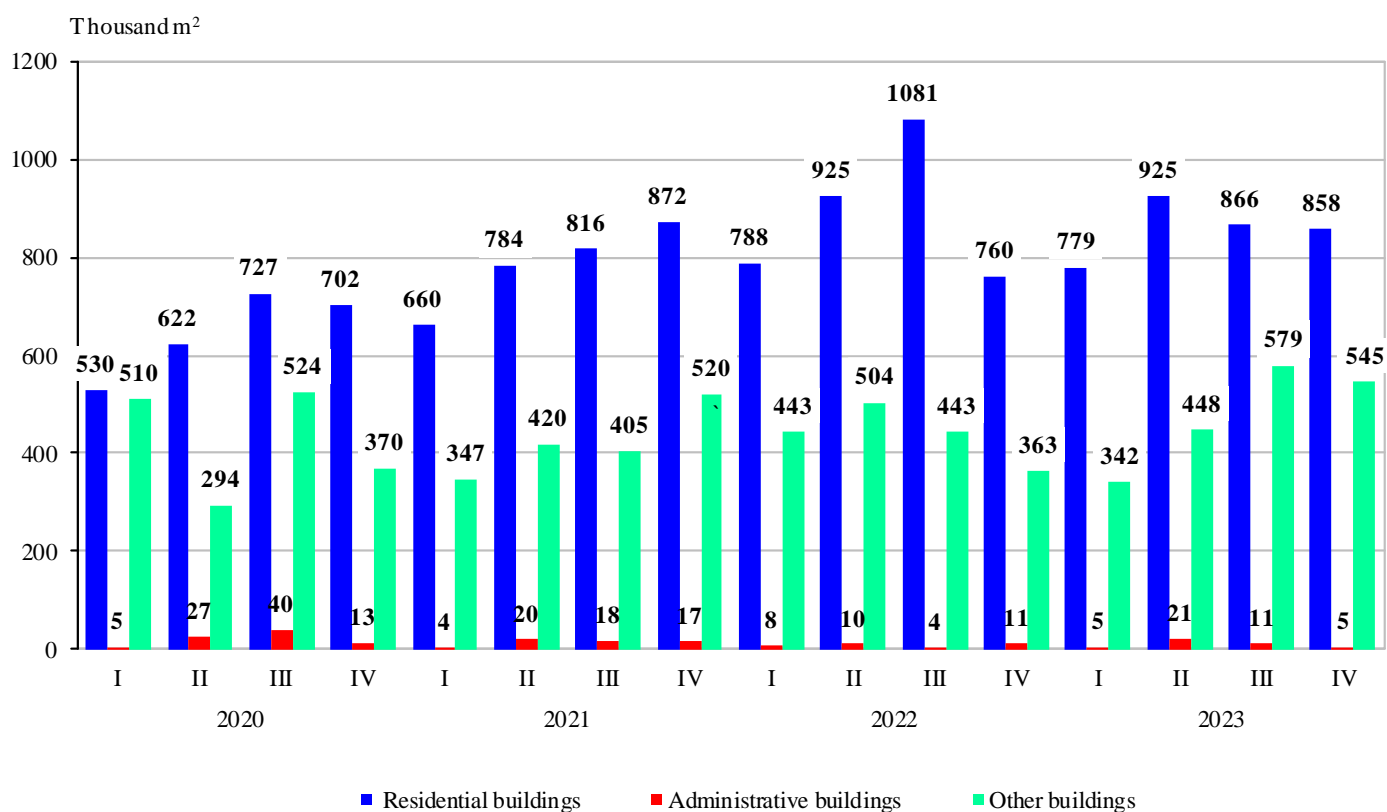
As compared to the previous quarter, the started residential buildings increased by 0.5%, but their dwellings fell by 2.6% and the gross building area - by 0.9%. The started administrative buildings and their gross building area registered a drop of 52.9% and 54.2% respectively. The started other buildings rose by 3.7%, but with 5.9% less gross building area.

Figure 3. Started construction of new buildings by type and quarter



As compared to the fourth quarter of 2022, the number of started new residential buildings increased by 22.6%, their dwellings - by 11.4%, and the gross building area - by 12.8%. The number of started administrative buildings decreased by 42.9% and their gross building area - by 54.5%. The construction of 15.5% more other buildings was started, with a 50.0% larger gross building area.

Figure 4. Started construction - gross building area by type of buildings and quarter



The construction of the highest number of new buildings was started in the following districts: Plovdiv - 264 residential buildings and 91 other buildings; Sofia (stolitsa) - 226 residential buildings and 26 other buildings; Burgas - 217 residential buildings and 27 other buildings; Varna - 141 residential buildings and 28 other buildings (Annex, Table 2).



Methodological notes

The quarterly statistical survey of permits issued for construction collects information about building permits issued by municipal authorities as well as for the started construction of new buildings according to their type and gross building area. This information may be used as an indicator of the future construction activity of enterprises in the country.

Types of buildings are classified according to the Classification of types of construction (CC) and are divided into:

- Residential - buildings for which the useful floor area is mostly used for permanent residential habitation.
- Non-residential - buildings for various purposes, including:
 - administrative - offices and buildings for administrative work of departments and other organizations and associations (representative buildings - banks, post offices, government department offices, conference and congress centres, low courts, municipalities);
 - other buildings - buildings used for different activities: production, trade, transport, education, culture, sports, agriculture, health, recreation and facilities for a short stay (hotels, motels, rest houses, huts and others).

Gross building area - a sum of all floors' areas in external dimensions.



Annex

Table 1

Building permits, issued for the construction of new buildings in the fourth quarter of 2023

Districts	Residential buildings			Administrative buildings		Other buildings	
	Number	Number of dwellings	Gross building area - sq. m	Number	Gross building area - sq. m	Number	Gross building area - sq. m
Total	2275	16788	1880330	22	86343	1261	881042
Blagoevgrad	133	452	49949	-	-	47	33609
Burgas	217	1345	135908	44	99197
Varna	168	1534	153959	77	29528
Veliko Tarnovo	20	33	3756	-	-	50	6575
Vidin	5	5	641	-	-	11	2165
Vratsa	17	68	8710	-	-	28	7743
Gabrovo	25	37	5962	-	-	12	5312
Dobrich	31	34	5513	17	3030
Kardzhali	51	786	111888	-	-	9	5785
Kyustendil	37	41	7187	-	-	34	6946
Lovech	31	34	4976	20	3980
Montana	13	13	2366	-	-	10	3173
Pazardzhik	98	284	32702	4	3068	43	10978
Pernik	72	133	18349	57	5722
Pleven	19	145	16559	20	19691
Plovdiv	393	2702	294288	6	19100	174	197222
Razgrad	10	16	2169	-	-	14	2959
Ruse	30	226	24860	-	-	69	15690
Silistra	8	8	1343	-	-	42	15022
Sliven	40	76	11470	-	-	19	8343
Smolyan	11	12	2964	-	-	35	13084
Sofia	186	275	46719	-	-	124	34671
Sofia (stolitsa)	435	7559	821241	5	61006	45	187279
Stara Zagora	122	534	58096	-	-	148	113354
Targovishte	17	41	4249	-	-	17	4434
Haskovo	48	269	38715	-	-	25	5819
Shumen	21	87	11627	-	-	55	33710
Yambol	17	39	4164	-	-	15	6021

'..' - Confidential data.

'-' - No case.

Table 2

Building construction started in the fourth quarter of 2023

Districts	Residential buildings			Administrative buildings		Other buildings	
	Number	Number of dwellings	Gross building area - sq. m	Number	Gross building area - sq. m	Number	Gross building area - sq. m
Total	1535	7382	857709	8	5211	641	545200
Blagoevgrad	82	476	41981	-	-	23	10679
Burgas	217	1284	135232	-	-	27	45645
Varna	141	957	85946	-	-	28	44401
Veliko Tarnovo	32	89	10274	-	-	24	14773
Vidin	3	3	274	-	-	3	525
Vratsa	6	12	1653	-	-	4	472
Gabrovo	21	21	3899	-	-	11	3460
Dobrich	38	38	5985	-	-	11	3390
Kardzhali	20	601	95785	9	6655
Kyustendil	22	29	5228	-	-	20	6817
Lovech	13	13	2042	20	5033
Montana	5	5	638	-	-	7	1336
Pazardzhik	70	122	15135	44	33246
Pernik	39	56	9035	-	-	4	788
Pleven	5	6	747	-	-	15	16346
Plovdiv	264	837	104967	91	108895
Razgrad	7	12	1410	-	-	9	2705
Ruse	22	72	12920	-	-	22	3968
Silistra	12	12	2181	-	-	16	2080
Sliven	31	122	16998	-	-	15	9425
Smolyan	10	13	2899	-	-	30	10350
Sofia	117	165	23494	-	-	18	10270
Sofia (stolitsa)	226	2049	225317	26	80067
Stara Zagora	68	142	20817	-	-	102	85168
Targovishte	7	22	1814	-	-	5	267
Haskovo	31	147	22354	-	-	19	8847
Shumen	12	51	5317	-	-	25	26013
Yambol	14	26	3367	-	-	13	3579

'..' - Confidential data.

'-' - No case.