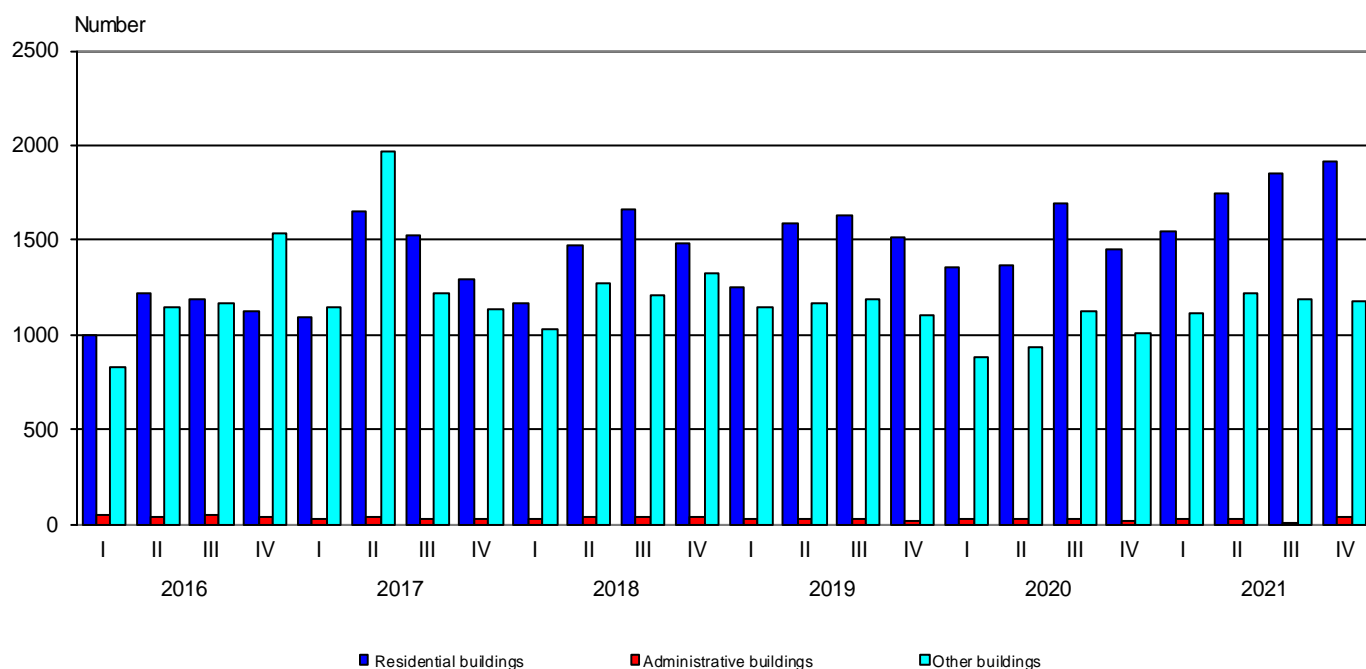


## BUILDING PERMITS ISSUED AND CONSTRUCTION OF NEW BUILDINGS STARTED IN THE FOURTH QUARTER OF 2021

In the fourth quarter of 2021, the municipal authorities issued **building permits** for the construction of 1 910 residential buildings with 12 394 dwellings and 1 413 020 sq. m gross building area, 33 administrative buildings/offices with 36 719 sq. m gross building area and 1 171 other buildings with 793 866 sq. m gross building area.

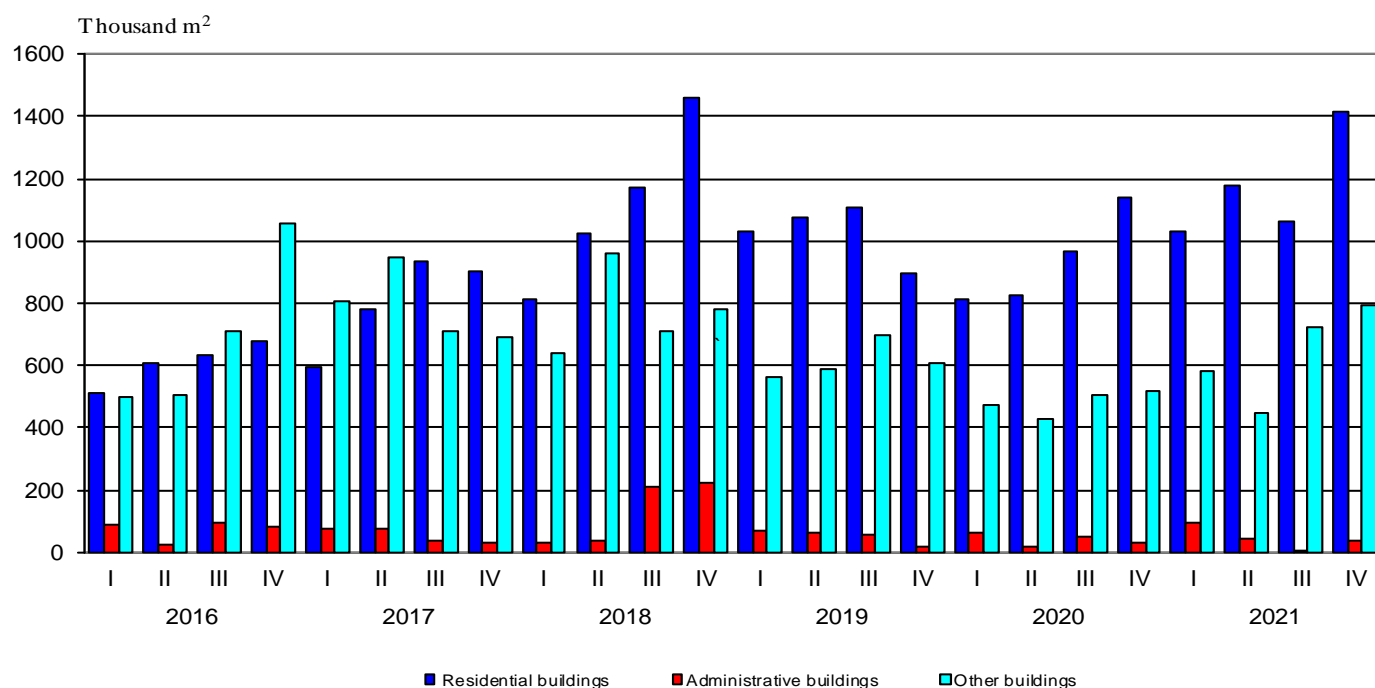
As compared to the previous quarter, the issued building permits for residential buildings rose by 3.5%, their dwellings - by 39.6%, as well as their gross building area - by 32.9%. The issued building permits for administrative buildings show an increase nearly three times, as well as their gross building area - more than five times. Issued building permits for other buildings fell by 1.0%, while their gross building area went up by 10.1%.

**Figure 1. Building permits, issued for construction of new buildings by type and quarter**



As compared to the fourth quarter of 2020, the issued building permits for new residential buildings increased by 31.6%, their dwellings - by 26.7% and the gross building area - by 23.7%. Compared to the fourth quarter, 135.7% more administrative building permits were issued, with a 29.8% increase in their gross building area. The issued building permits for other buildings rose by 16.5%, as well as their gross building area - by 54.0%.

**Figure 2. Building permits, issued for construction - gross building area by type of buildings and quarter**

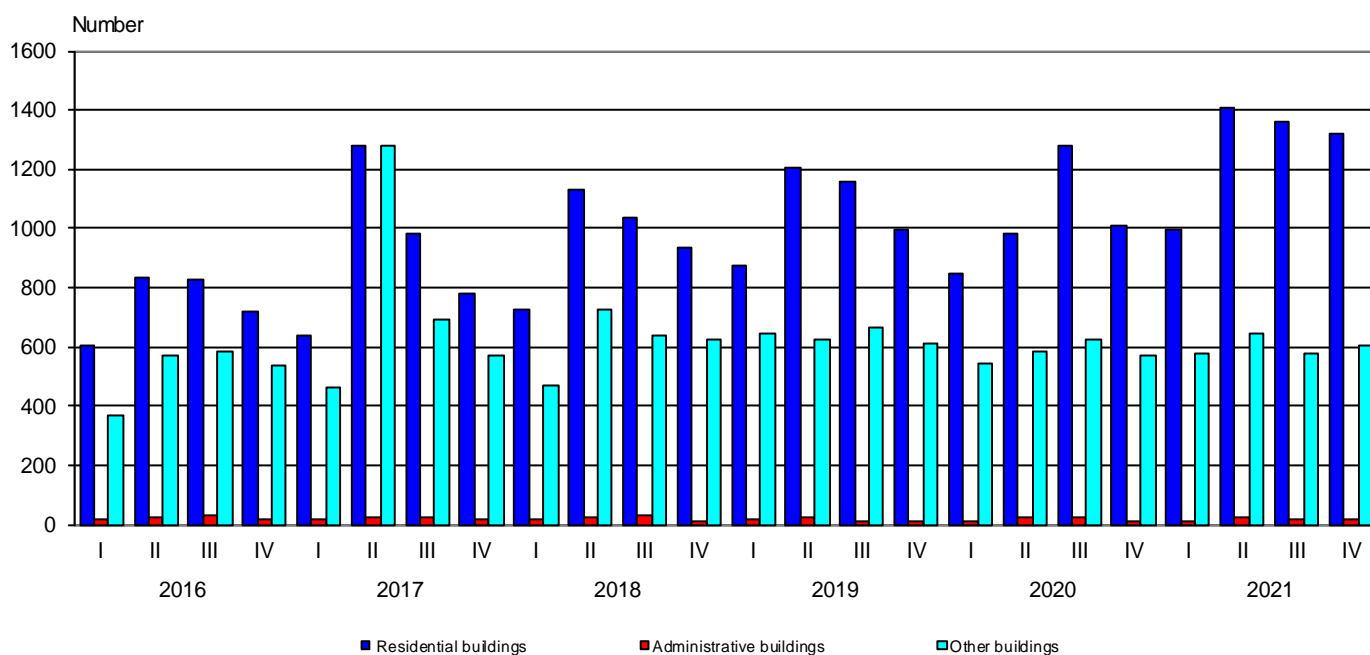


The highest number of building permits for new residential buildings was issued in the following districts: Sofia (stolitsa) - 357, Plovdiv - 352, Sofia - 170, Varna - 157 and Burgas - 151. Most dwellings are to be built in the districts: Sofia (stolitsa) - 5 212, Plovdiv - 3 010, Varna - 1 332, Burgas - 562 and Stara Zagora - 378 (Annex, Table 1).

In the fourth quarter of 2021, **began the construction** of 1 319 residential buildings with 7 336 dwellings and 871 631 sq. m gross building area, 14 administrative buildings/offices with 16 538 sq. m gross building area and 607 other buildings with 520 151 sq. m gross building area.

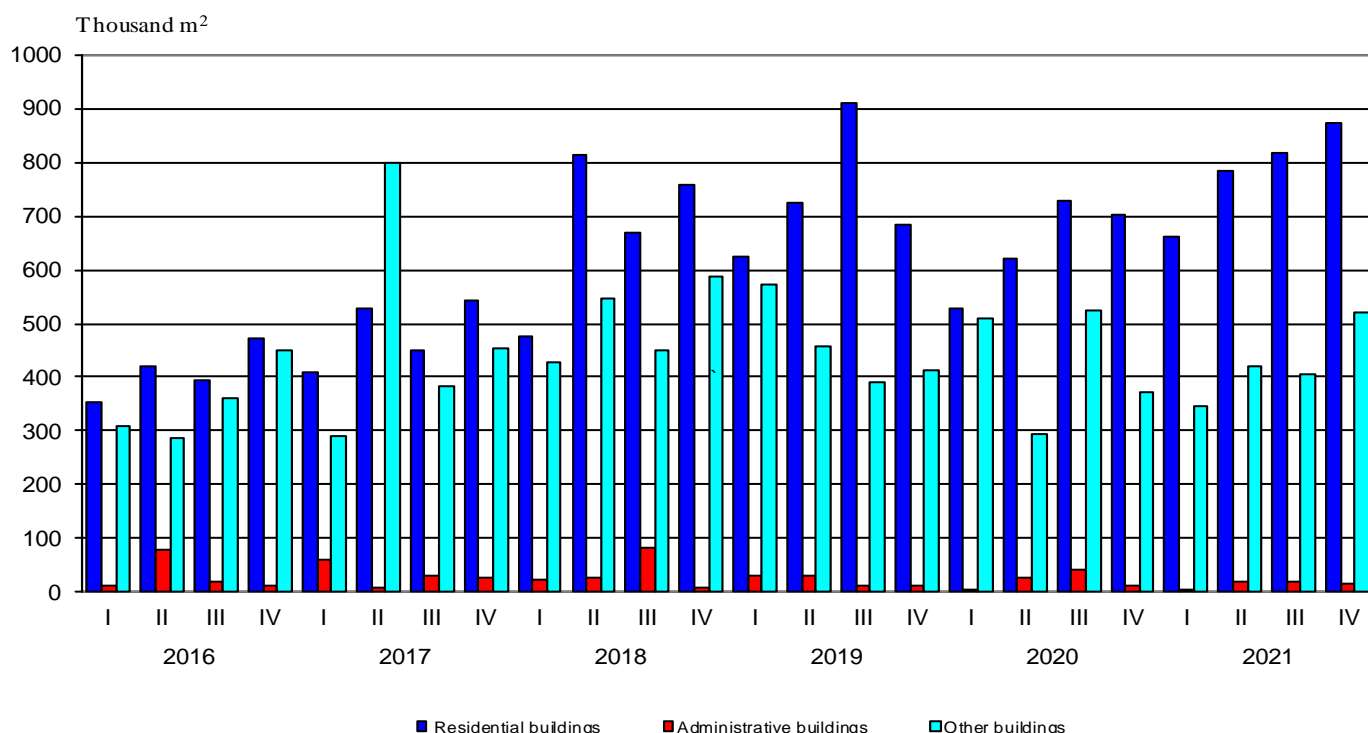
As compared to the previous quarter, the started residential buildings decreased by 2.8%, but their dwellings increased by 12.4% and the gross building area - by 6.8%. The number of started administrative buildings was unchanged, but their gross building area fell by 7.4%. The started other buildings rose by 5.6%, with 28.3% growth in their gross building area.

**Figure 3. Started construction of new buildings by type and quarter**



As compared to the fourth quarter of 2020, the started new residential buildings increased by 30.9%, their dwellings - by 30.6%, as well as the gross building area - by 24.1%. The number of started administrative buildings rose by 7.7% and their gross building area - by 29.2%. The construction of 6.1% more other buildings was started, with a 40.4% larger gross building area.

**Figure 4. Started construction - gross building area by type of buildings and quarter**



The construction of the highest number of new buildings was started in the following districts: Sofia (stolitsa) - 245 residential buildings and 29 other buildings; Plovdiv - 192 residential buildings and 65 other buildings; Sofia - 142 residential buildings and 32 other buildings; Varna - 108 residential buildings and 59 other buildings; Burgas - 141 residential buildings and 23 other buildings (Annex, Table 2).



### **Methodological notes**

The quarterly statistical survey of permits issued for construction collects information about building permits issued by municipal authorities as well as for the started construction of new buildings according to their type and gross building area. This information may be used as an indicator of the future construction activity of enterprises in the country.

**Types of buildings** are classified according to the Classification of types of construction (CC) and are divided into:

- Residential - buildings for which the useful floor area is mostly used for permanent residential habitation.
- Non-residential - buildings for various purposes, including:
  - administrative - offices and buildings for administrative work of departments and other organizations and associations (representative buildings - banks, post offices, government department offices, conference and congress centres, low courts, municipalities);
  - other buildings - buildings used for different activities: production, trade, transport, education, cultural, sports, agriculture, health, recreation and facilities for a short stay (hotels, motels, rest houses, huts and others).

**Gross building area** - a sum of all floors areas in external dimensions.

Annex

Table 1

Building permits, issued for the construction of new buildings in the fourth quarter of 2021

Districts	Residential buildings			Administrative buildings		Other buildings	
	Number	Number of dwellings	Gross building area - sq. m	Number	Gross building area - sq. m	Number	Gross building area - sq. m
<b>Total</b>	<b>1910</b>	<b>12394</b>	<b>1413020</b>	<b>33</b>	<b>36719</b>	<b>1171</b>	<b>793866</b>
Blagoevgrad	107	158	31379	..	..	80	24726
Burgas	151	562	69982	..	..	47	28061
Varna	157	1332	134786	3	3951	70	36929
Veliko Tarnovo	36	145	20659	-	-	30	17155
Vidin	5	5	574	-	-	..	..
Vratsa	14	35	4491	-	-	24	12712
Gabrovo	7	7	1527	-	-	14	14633
Dobrich	37	47	8090	-	-	27	11741
Kardzhali	37	282	35873	..	..	16	7754
Kyustendil	17	17	3832	-	-	28	11542
Lovech	15	15	2188	..	..	15	6666
Montana	10	10	1458	-	-	..	..
Pazardzhik	80	127	16998	6	920	79	87074
Pernik	57	115	16385	-	-	29	24459
Pleven	20	87	13087	3	445	26	9008
Plovdiv	352	3010	309172	7	20893	122	173475
Razgrad	14	22	3002	-	-	41	26781
Ruse	20	28	3501	-	-	33	6908
Silistra	8	8	2013	-	-	28	12116
Sliven	34	76	11054	..	..	85	24203
Smolyan	4	4	1444	-	-	17	3834
Sofia	170	292	40247	-	-	58	51579
Sofia (stolitsa)	357	5212	587301	3	3735	53	96212
Stara Zagora	88	378	43075	..	..	141	56231
Targovishte	9	132	9734	-	-	7	5677
Haskovo	67	219	31488	-	-	27	15804
Shumen	22	38	6031	..	..	47	16145
Yambol	15	31	3649	..	..	20	10382

‘..’ - Confidential data.

‘-’ - No case.

Table 2

**Building construction started in the fourth quarter of 2021**

Districts	Residential buildings			Administrative buildings		Other buildings	
	Number	Number of dwellings	Gross building area - sq. m	Number	Gross building area - sq. m	Number	Gross building area - sq. m
<b>Total</b>	<b>1319</b>	<b>7336</b>	<b>871631</b>	<b>14</b>	<b>16538</b>	<b>607</b>	<b>520151</b>
Blagoevgrad	60	121	22424			51	22834
Burgas	141	541	67569			23	25113
Varna	108	1331	126829	1	622	59	48613
Veliko Tarnovo	29	110	16689			17	10490
Vidin	1	1	81	0	0	3	543
Vratsa	4	4	545	0	0	8	3805
Gabrovo	10	64	7025			13	12042
Dobrich	46	55	8475			21	9857
Kardzhali	19	80	11065			5	3980
Kyustendil	7	7	1135	0	0	5	377
Lovech	19	19	2806	0	0	7	3033
Montana	5	5	1059			3	1659
Pazardzhik	57	102	13011	3	540	44	71417
Pernik	26	58	9542			10	19139
Pleven	10	41	4892	3	662	16	4968
Plovdiv	192	528	76060	1	610	65	63513
Razgrad	8	8	1128			8	2233
Ruse	13	21	2390	0	0	17	5652
Silistra	5	5	1478			9	4950
Sliven	35	41	7015			16	25588
Smolyan	6	7	1411			11	6631
Sofia	142	206	29353	2	1821	32	50000
Sofia (stolitsa)	245	3027	343410	2	11072	29	73945
Stara Zagora	72	654	81023	2	1211	78	24243
Targovishte	6	93	6517	0	0	3	1835
Haskovo	34	161	22369	0	0	21	10909
Shumen	7	14	2100			21	8477
Yambol	12	32	4230			12	4305

'..' - Confidential data.

'-' - No case.