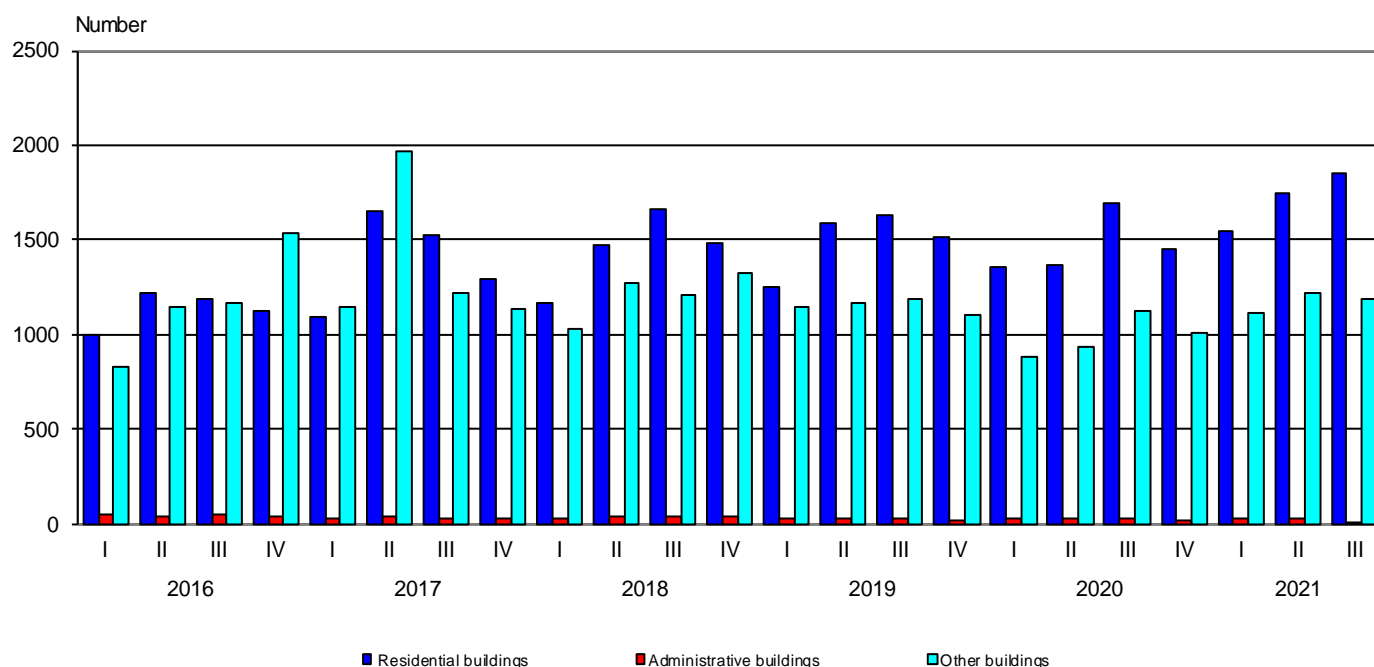


BUILDING PERMITS ISSUED AND CONSTRUCTION OF NEW BUILDINGS STARTED IN THE THIRD QUARTER OF 2021

In the third quarter of 2021, the municipal authorities issued **building permits** for the construction of 1 846 residential buildings with 8 877 dwellings and 1 063 211 sq. m gross building area, 9 administrative buildings/offices with 6 100 sq. m gross building area and 1 183 other buildings with 721 107 sq. m gross building area.

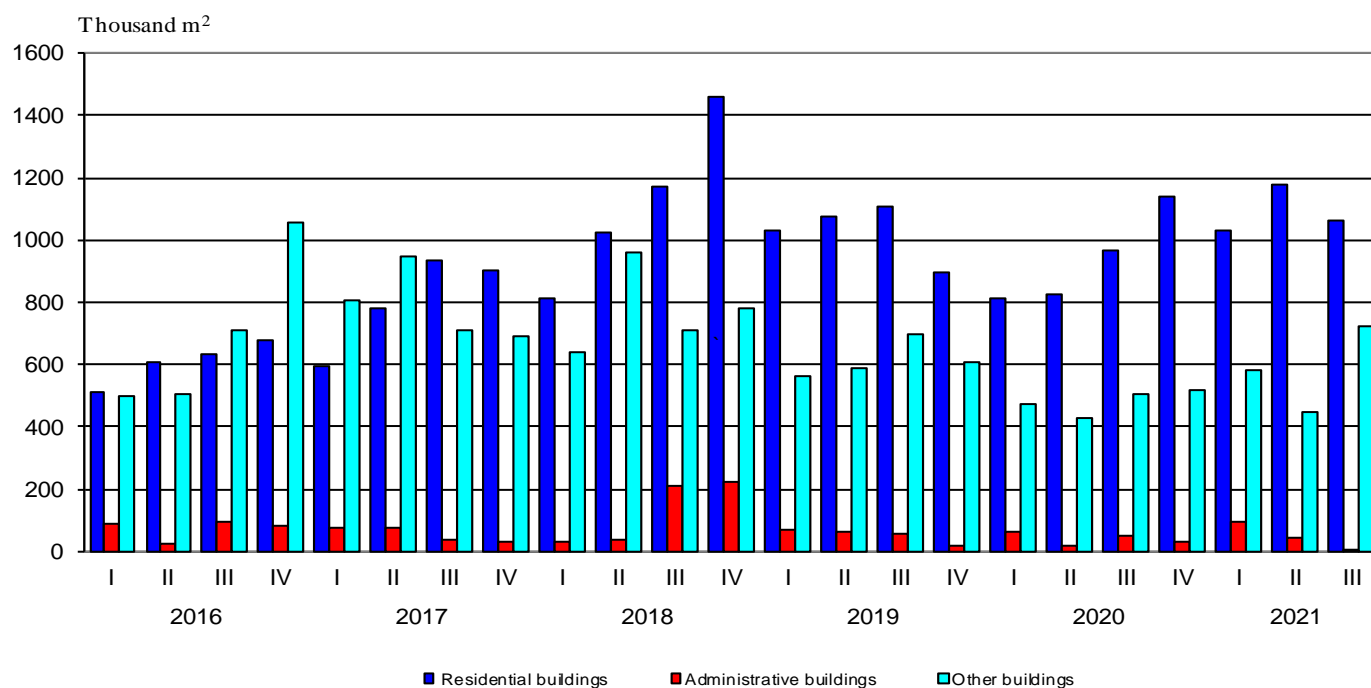
As compared to the previous quarter the issued building permits for residential buildings increased by 5.8%, but their dwellings fell by 10.8%, as well as their gross building area - by 10.0%. The number of permits issued for construction of administrative and other types of buildings is also lower by 65.4 and 2.6%, respectively. At the same time, the gross building area of administrative buildings fell by 86.4%, while other buildings increased by 60.7%.

Figure 1. Building permits, issued for construction of new buildings by type and quarter



As compared to the third quarter of 2020 the issued building permits for new residential buildings increased by 8.8%, their dwellings - by 19.7% and the gross building area - by 10.3%. The issued building permits for administrative buildings show a decrease of 67.9% and their gross building area - by 87.1%. The issued building permits for other buildings rose by 5.5%, as well as their gross building area - by 42.8%.

Figure 2. Building permits, issued for construction - gross building area by type of buildings and quarter

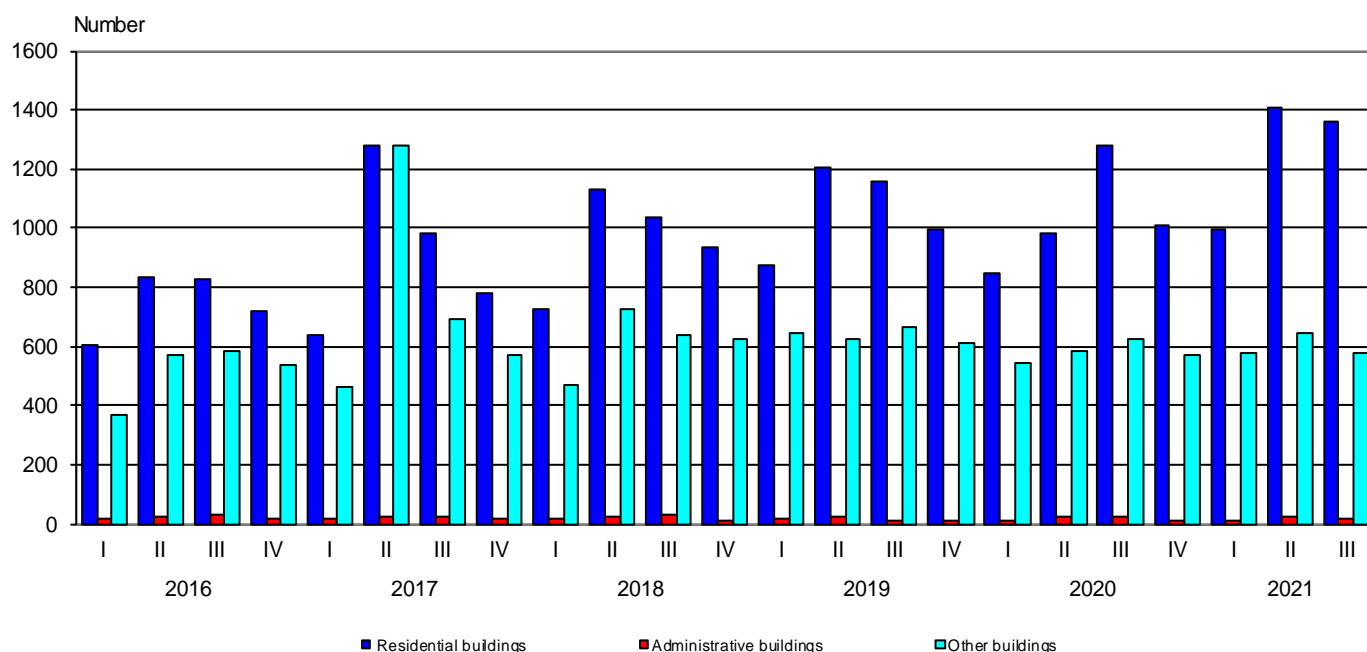


The highest number of building permits for new residential buildings was issued in the following districts: Sofia (stolitsa) - 321, Plovdiv - 248, Sofia - 191, Varna - 136 and Burgas - 123. Most dwellings are to be built in the districts: Sofia (stolitsa) - 4 274, Plovdiv - 995, Varna - 788, Burgas - 535 and Sofia - 293 (Annex, Table 1).

In the third quarter of 2021 **began the construction** of 1 357 residential buildings with 6 526 dwellings and 816 423 sq. m gross building area, 14 administrative buildings/offices with 17 854 sq. m gross building area and 575 other buildings with 405 274 sq. m gross building area.

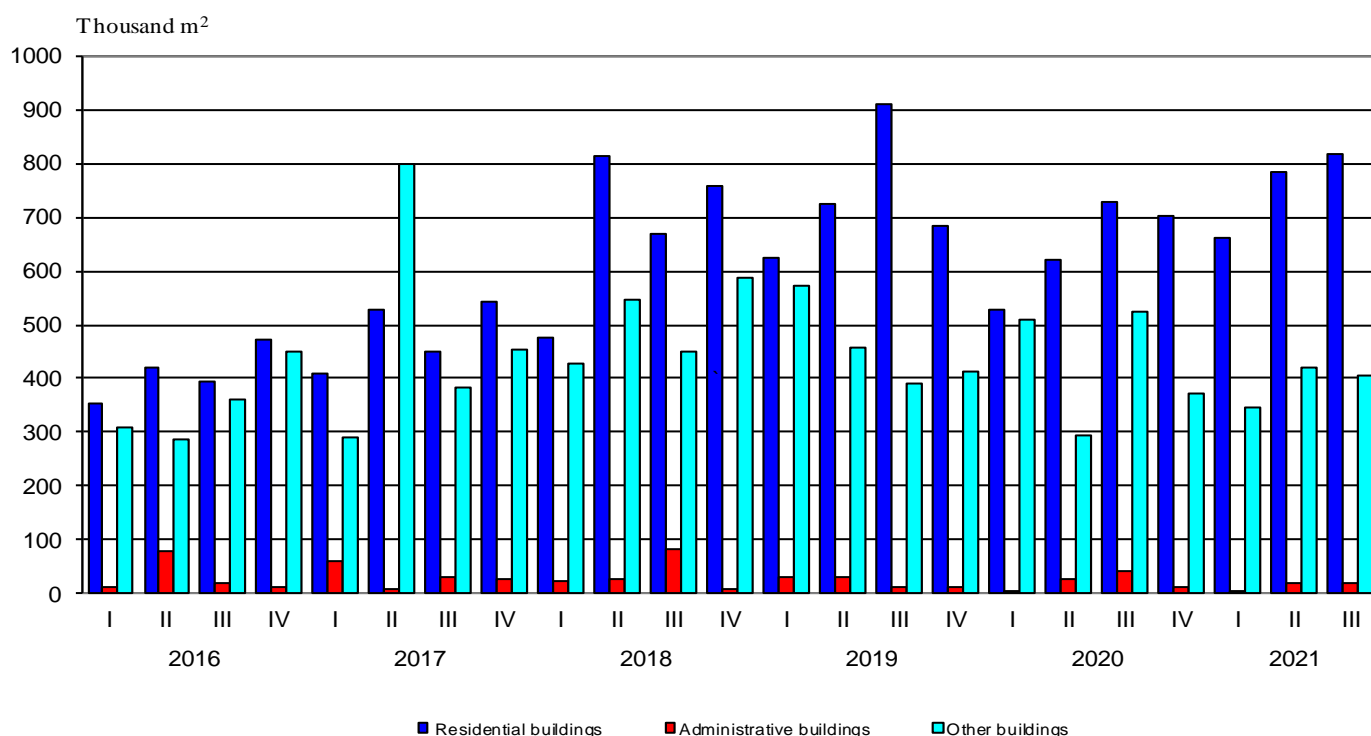
As compared to the previous quarter the started residential buildings decreased by 3.8%, but their dwellings rose by 8.9% and the gross building area - by 4.1%. The number of started administrative buildings and their gross building area registered a drop by 33.3% and 10.3% respectively. The started other buildings fell by 10.4% and their gross building area - by 3.4%.

Figure 3. Started construction of new buildings by type and quarter



As compared to the third quarter of 2020, the started new residential buildings increased by 5.9%, their dwellings - by 10.6%, as well as the gross building area - by 12.3%. The number of started administrative buildings decreased by 44.0% and their gross building area - by 55.1%. The started other buildings fell by 7.9% and their gross building area - by 22.7%.

Figure 4. Started construction - gross building area by type of buildings and quarter



The construction of the highest number of new buildings was started in the following districts: Plovdiv - 190 residential buildings and 74 other buildings; Sofia (stolitsa) - 222 residential buildings and 25 other buildings; Sofia - 181 residential buildings and 49 other buildings; Varna - 113 residential buildings and 38 other buildings; Stara Zagora - 76 residential buildings, 4 administrative buildings and 52 other buildings (Annex, Table 2).

Methodological notes

The quarterly statistical survey of permits issued for construction collects information about building permits, issued by municipal authorities as well as for the started construction of new buildings according to their type and gross building area. This information may be used as an indicator of the future construction activity of enterprises in the country.

Type of buildings is classified according to the Classification of types of construction (CC) and is divided into:

- Residential - buildings for which the useful floor area is mostly used for permanent residential habitation.
- Non-residential - buildings for various purposes, including:
 - administrative - offices and buildings for administrative work of departments and other organizations and associations (representative buildings - banks, post offices, government department offices, conference and congress centres, low courts, municipalities);
 - other buildings - buildings used for different activities: production, trade, transport, education, cultural, sports, agriculture, health, recreation and facilities for a short stay (hotels, motels, rest houses, huts and others).

Gross building area - a sum of all floors areas in external dimensions.

Annex

Table 1

Building permits, issued for the construction of new buildings in the third quarter of 2021¹

Districts	Residential buildings			Administrative buildings		Other buildings	
	Number	Number of dwellings	Gross building area - sq. m	Number	Gross building area - sq. m	Number	Gross building area - sq. m
Total	1846	8877	1063211	9	6100	1183	721107
Blagoevgrad	97	286	42708	-	-	79	43081
Burgas	123	535	54690	-	-	30	19176
Varna	136	788	87772	-	-	59	22071
Veliko Tarnovo	35	46	5804	-	-	62	20323
Vidin	3	3	347	-	-	6	1795
Vratsa	15	23	3309	-	-	15	4995
Gabrovo	19	76	9812	10	6255
Dobrich	40	75	8318	-	-	36	25713
Kardzhali	35	95	15387	-	-	17	16547
Kyustendil	31	37	6308	-	-	37	6837
Lovech	29	29	3468	-	-	24	10282
Montana	8	15	2406	-	-	14	4878
Pazardzhik	87	212	23274	-	-	44	31849
Pernik	85	122	23739	-	-	35	5040
Pleven	31	247	28976	-	-	35	22279
Plovdiv	248	995	119031	104	76507
Razgrad	11	11	1795	-	-	38	7584
Ruse	26	59	7239	-	-	51	20776
Silistra	19	46	7234	-	-	25	7869
Sliven	47	81	12233	-	-	49	11995
Smolyan	14	17	3425	-	-	17	6964
Sofia	191	293	43705	-	-	65	62793
Sofia (stolitsa)	321	4274	485705	48	139388
Stara Zagora	100	251	31784	162	66794
Targovishte	21	71	7540	-	-	10	25493
Haskovo	31	40	6763	-	-	28	8198
Shumen	26	125	16031	3	1761	56	25695
Yambol	17	25	4408	-	-	27	19930

¹ '..' - Confidential data.

'-' - No case.

Table 2

Building construction started in the third quarter of 2021¹

Districts	Residential buildings			Administrative buildings		Other buildings	
	Number	Number of dwellings	Gross building area - sq. m	Number	Gross building area - sq. m	Number	Gross building area - sq. m
Total	1357	6526	816423	14	17854	575	405274
Blagoevgrad	51	164	27484	-	-	29	10301
Burgas	84	291	33051	-	-	16	13101
Varna	113	721	92945	38	44613
Veliko Tarnovo	30	92	11630	-	-	16	5152
Vidin	5	5	902	-	-	6	1169
Vratsa	3	3	561	-	-	11	1712
Gabrovo	17	17	3488	-	-	7	9073
Dobrich	25	49	5091	-	-	18	5854
Kardzhali	29	350	52722	3	11703	6	5262
Kyustendil	12	12	1248	-	-	10	804
Lovech	21	21	2822	-	-	21	7203
Montana	9	16	2589	-	-	8	3306
Pazardzhik	59	180	18970	-	-	42	29832
Pernik	54	72	13362	-	-	5	3496
Pleven	10	106	9423	-	-	18	8649
Plovdiv	190	639	77560	74	49525
Razgrad	14	21	8861	-	-	13	10402
Ruse	26	67	7693	-	-	13	12302
Silistra	17	17	3235	12	3247
Sliven	24	36	5430	-	-	6	1634
Smolyan	7	7	1874	-	-	10	1520
Sofia	181	265	42641	-	-	49	86834
Sofia (stolitsa)	222	2923	342311	25	38431
Stara Zagora	76	185	20867	4	2778	52	22043
Targovishte	12	36	4757	-	-	5	2670
Haskovo	29	41	6888	-	-	28	13887
Shumen	21	161	14496	21	5072
Yambol	16	29	3522	-	-	16	8180

¹ '..' - Confidential data.

'-' - No case.