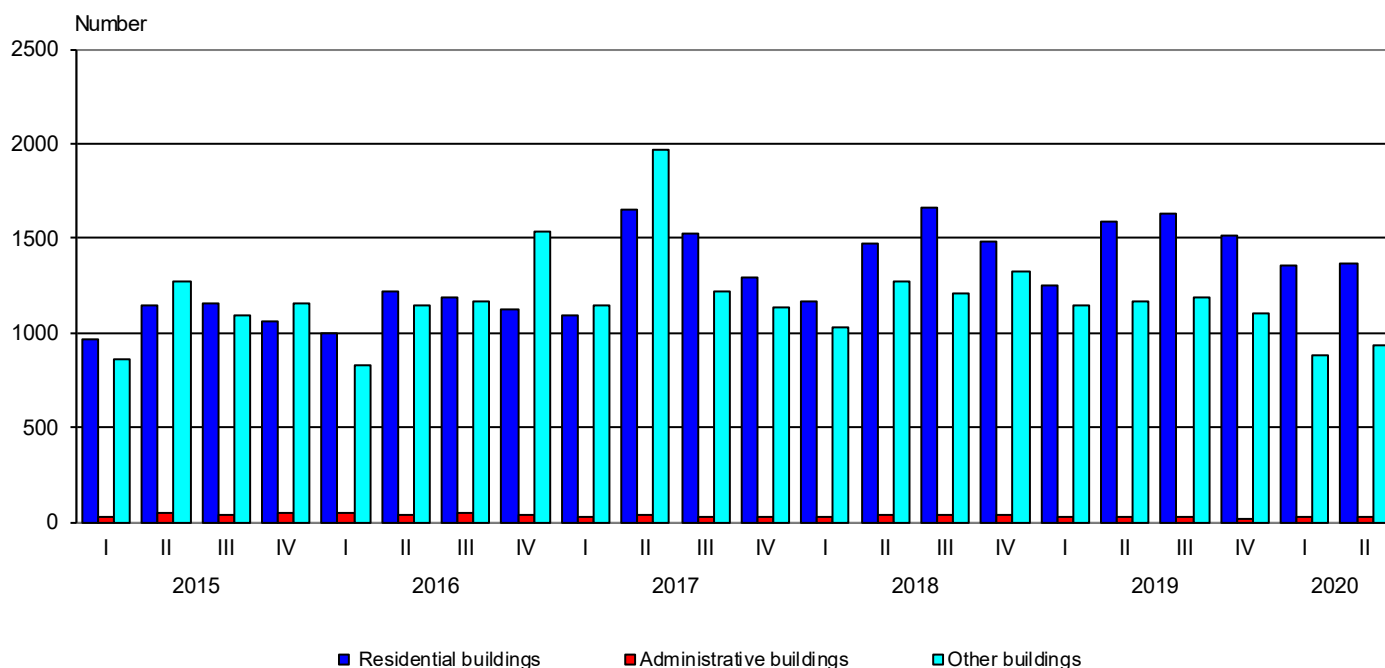


BUILDING PERMITS ISSUED AND CONSTRUCTION OF NEW BUILDINGS STARTED IN THE SECOND QUARTER OF 2020

In the second quarter of 2020, the municipal authorities issued **building permits** for construction of 1 362 residential buildings with 5 928 dwellings and 823 615 sq. m gross building area, of 31 administrative buildings/offices with 18 328 sq. m gross building area and 935 other buildings with 427 613 sq. m gross building area.

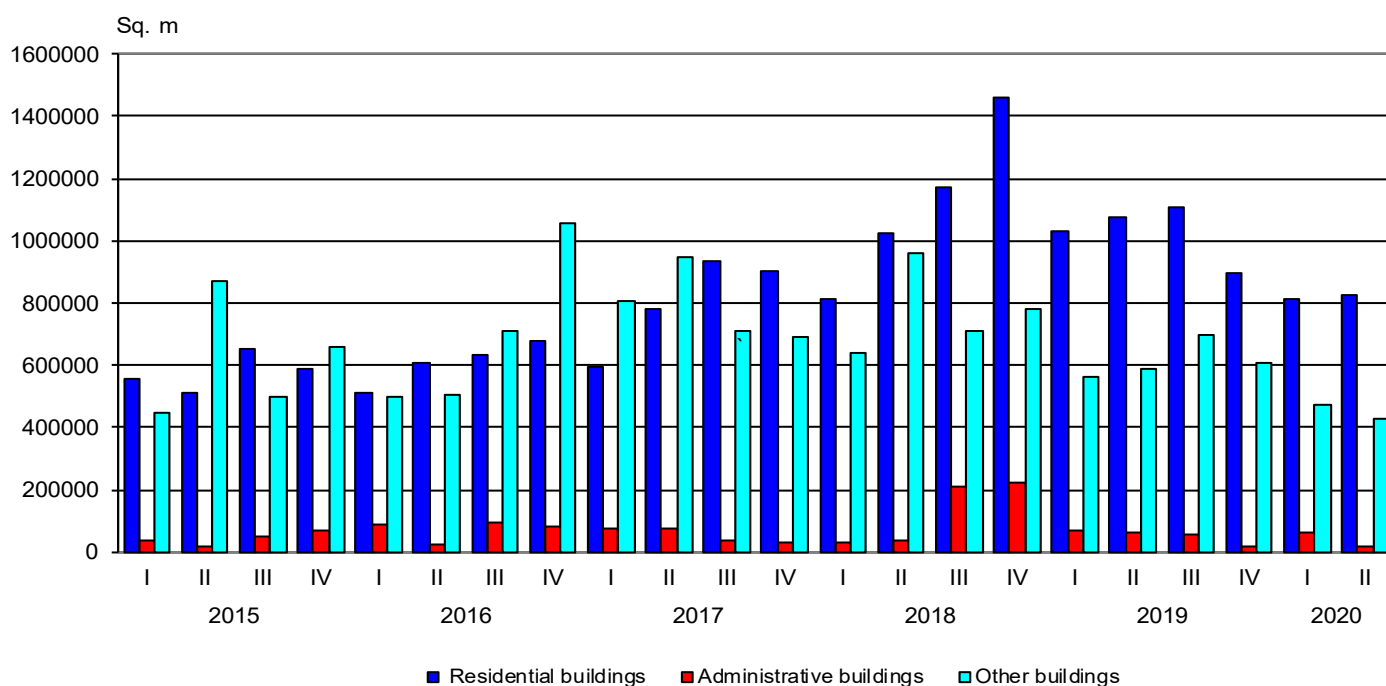
As compared to the previous quarter the issued building permits for residential buildings increased by 0.8%, the gross building area - by 1.0%, while the number of their dwellings decreased by 6.2%. The issued building permits of administrative buildings shown an increase by 40.9%, but their gross building area dropped by 71.4%. The issued building permits for other buildings rose by 5.9%, while their gross building area fell by 9.4%.

Figure 1. Building permits issued for construction of new buildings by type and quarter



As compared to the second quarter of 2019 the issued building permits for new residential buildings decreased by 14.4%, their dwellings - by 29.9% and the gross building area - by 23.6%. The number of issued building permits of administrative buildings was no change, but their gross building area declined by 70.5%. The issued building permits for other buildings fell by 19.9% and their gross building area - by 27.4%.

Figure 2. Building permits issued for construction - gross building area by type of buildings and quarter

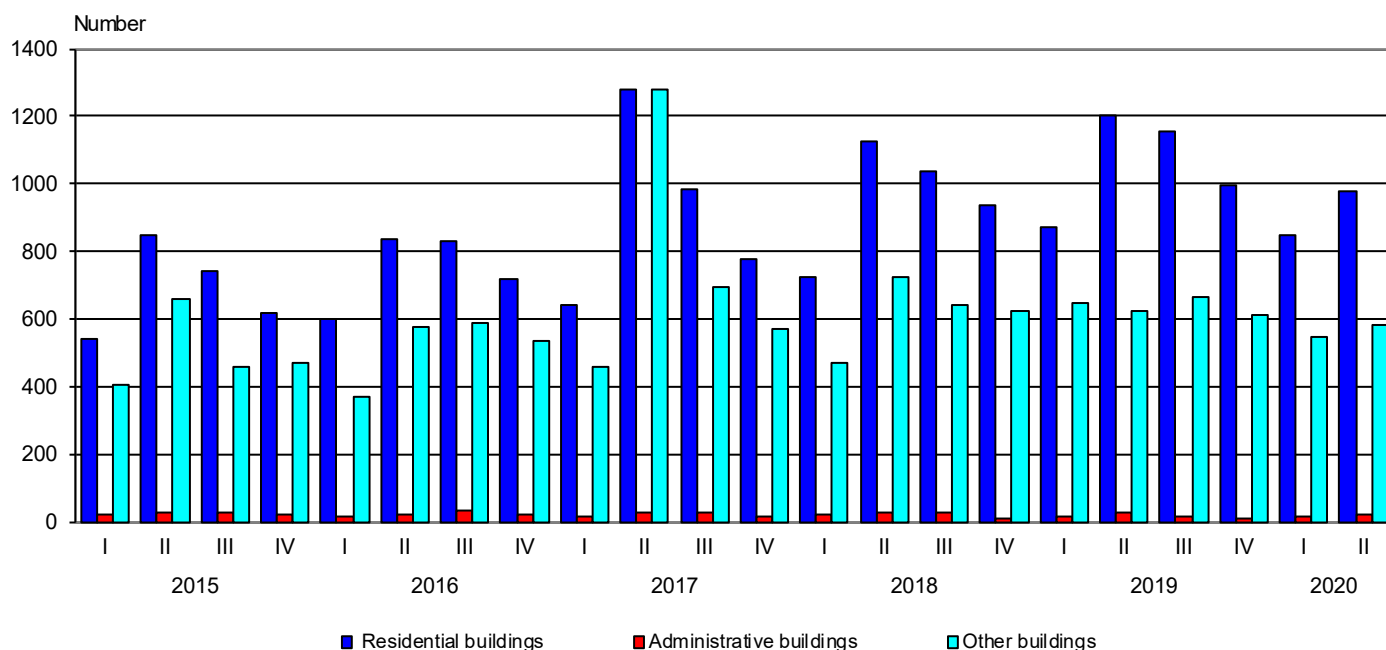


The highest number of building permits for new residential buildings was issued in the following districts: Plovdiv - 244, Sofia (stolitsa) - 210, Varna - 145, Sofia - 113 and Burgas - 86. Most dwellings are to be built in the districts: Sofia (stolitsa) - 1 843, Plovdiv - 1 109, Varna - 913, Kardzhali - 377 and Burgas - 340 (Annex, Table 1).

In the second quarter of 2020 **began the construction** of 979 residential buildings with 4 766 dwellings and 622 361 sq. m gross building area, of 21 administrative buildings/offices with 26 831 sq. m gross building area and of 584 other buildings with 294 061 sq. m gross building area.

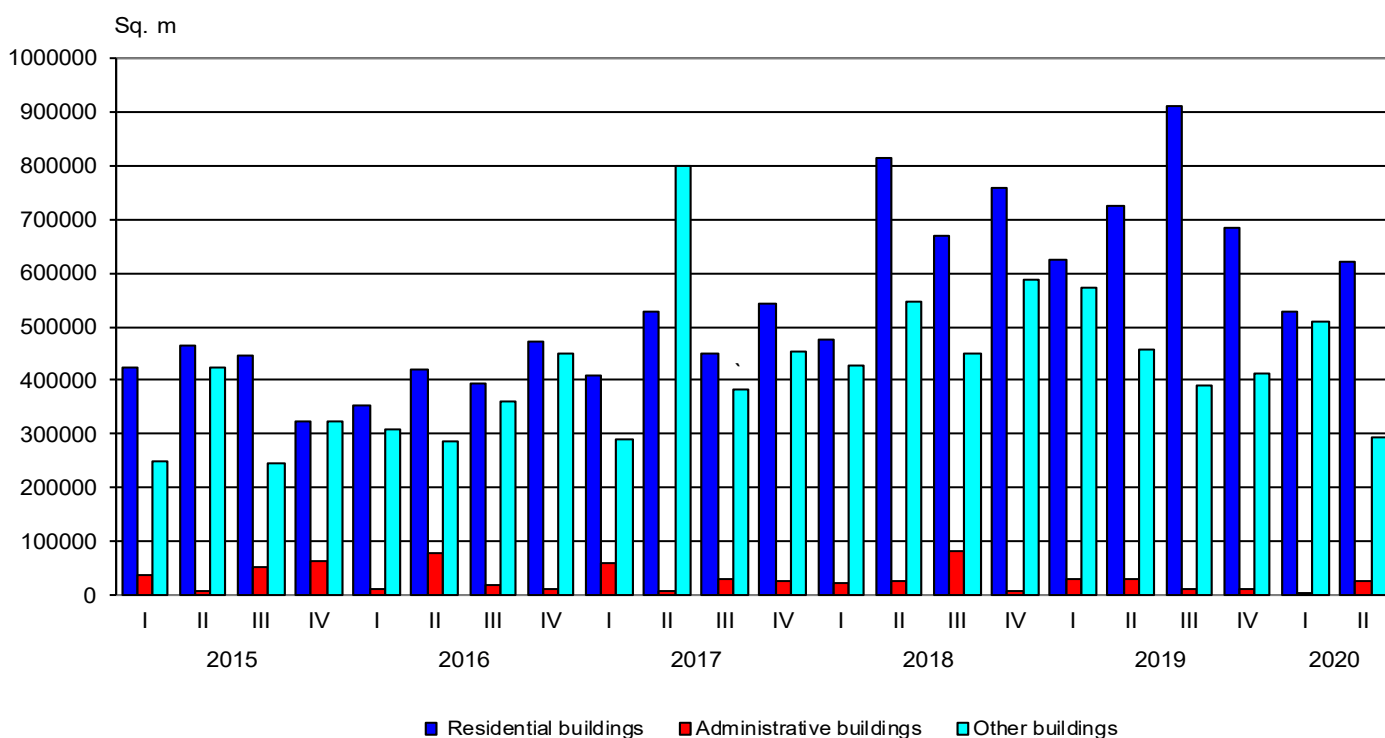
As compared to the previous quarter the started residential buildings rose by 15.6%, their dwellings - by 7.0% and the gross building area - by 17.5%. The number of started administrative buildings increased by 75.0% and their gross building area - by over four times. The started other buildings grew by 7.2%, but their gross building area declined by 42.4%.

Figure 3. Started construction of new buildings by type and quarter



As compared to the second quarter of 2019 the started new residential buildings decreased by 18.6%, their dwellings - by 15.6% and their gross building area - by 14.2%. The number of started administrative buildings and their gross building area registered a drop by 12.5% and 10.4% respectively. The started other buildings fell by 6.1% and their gross building area - by 35.8%.

Figure 4. Started construction - gross building area by type of buildings and quarter



The construction of the highest number of new buildings were started in the following districts: Plovdiv - 178 residential buildings, 5 administrative buildings and 62 other buildings; Varna - 120 residential buildings, 8 administrative buildings and 40 other buildings; Sofia (stolitsa) - 129 residential buildings, 4 administrative buildings and 11 other buildings; Sofia - 86 residential buildings and 20 other buildings; Blagoevgrad - 52 residential buildings and 36 other buildings (Annex, Table 2).

Methodological notes

The quarterly statistical survey of permits issued for construction collects information about building permits, issued by municipal authorities as well as for the started construction of new buildings according to their type and gross building area. This information may be used as an indicator of future construction activity of enterprises in the country.

Type of buildings is classified according to the Classification of types of construction (CC) and is divided into:

- Residential - buildings for which the useful floor area is mostly used for permanent residential habitation.
- Non-residential - buildings for various purposes, including:
 - administrative - offices and buildings for administrative work of departments and other organizations and associations (representative buildings - banks, post offices, government department offices, conference and congress centres, low courts, municipalities);
 - other buildings - buildings used for different activities: production, trade, transport, education, cultural, sports, agriculture, health, recreation and facilities for short stay (hotels, motels, rest houses, huts and others).

Gross building area - a sum of all floors areas in external dimensions.

Annex

Table 1

Building permits issued for construction of new buildings in the second quarter of 2020¹

Districts	Residential buildings			Administrative buildings		Other buildings	
	Number	Number of dwellings	Gross building area - sq. m	Number	Gross building area - sq. m	Number	Gross building area - sq. m
Total	1362	5928	823615	31	18328	935	427613
Blagoevgrad	83	145	23956	3	665	53	25344
Burgas	86	340	37405	-	-	37	22738
Varna	145	913	166719	3	822	34	23148
Veliko Tarnovo	25	66	7530	-	-	35	23637
Vidin	-	-	5	2613
Vratsa	-	-	23	10823
Gabrovo	22	33	8344	-	-	15	3424
Dobrich	30	50	6145	-	-	20	3847
Kardzhali	35	377	55534	17	7669
Kyustendil	13	21	3699	24	5754
Lovech	21	21	2793	13	5468
Montana	7	9	1751	-	-	9	2152
Pazardzhik	74	171	21401	-	-	41	14378
Pernik	45	87	14896	-	-	18	1598
Pleven	14	151	10803	-	-	31	13738
Plovdiv	244	1109	127861	14	12465	93	61116
Razgrad	11	49	5407	-	-	28	5541
Ruse	19	43	4753	60	15514
Silistra	14	23	4368	14	2950
Sliven	20	37	5214	-	-	24	10786
Smolyan	9	10	2265	-	-	17	5482
Sofia	113	121	21124	-	-	66	43077
Sofia (stolitsa)	210	1843	249090	3	1867	29	35374
Stara Zagora	56	188	24517	-	-	100	29173
Targovishte	5	5	679	12	8304
Haskovo	27	41	6006	-	-	38	14229
Shumen	22	37	5160	46	20459
Yambol	7	8	1961	-	-	33	9277

¹ ‘..’ - Confidential data.

‘-’ - No case.

Table 2

Building construction started in the second quarter of 2020¹

Districts	Residential buildings			Administrative buildings		Other buildings	
	Number	Number of dwellings	Gross building area - sq. m	Number	Gross building area - sq. m	Number	Gross building area - sq. m
Total	979	4766	622361	21	26831	584	294061
Blagoevgrad	52	86	15163	36	6643
Burgas	68	230	30414	-	-	19	46227
Varna	120	687	110613	8	1753	40	30743
Veliko Tarnovo	19	66	8686	-	-	29	18425
Vidin	3	4	892	-	-	5	2563
Vratsa	5	23	3955	-	-
Gabrovo	18	12	6210	-	-	11	9025
Dobrich	22	23	2324	-	-	10	2007
Kardzhali	22	237	33195	-	-
Kyustendil	18	18	2354	15	3380
Lovech	12	12	2285	-	-	19	7371
Montana	11	31	4692	-	-	11	3224
Pazardzhik	42	132	15935	-	-	25	12524
Pernik	31	67	8752	-	-	30	849
Pleven	9	67	8468	-	-	12	3909
Plovdiv	178	766	91464	5	12443	62	39274
Razgrad	12	52	5674	-	-	17	9989
Ruse	13	59	5353	-	-	25	15149
Silistra	5	3	1140	-	-	39	7985
Sliven	14	14	2139	-	-	31	7197
Smolyan	3	3	942	-	-	11	2482
Sofia	86	107	19168	-	-	20	5117
Sofia (stolitsa)	129	1712	201350	4	11821	11	13441
Stara Zagora	44	236	28658	-	-	31	9930
Targovishte	3	3	528	10	8205
Haskovo	17	31	3822	-	-	19	3526
Shumen	14	63	5021	-	-	12	2726
Yambol	9	22	3164	-	-	28	13373

¹ ‘..’ - Confidential data.

‘-’ - No case.