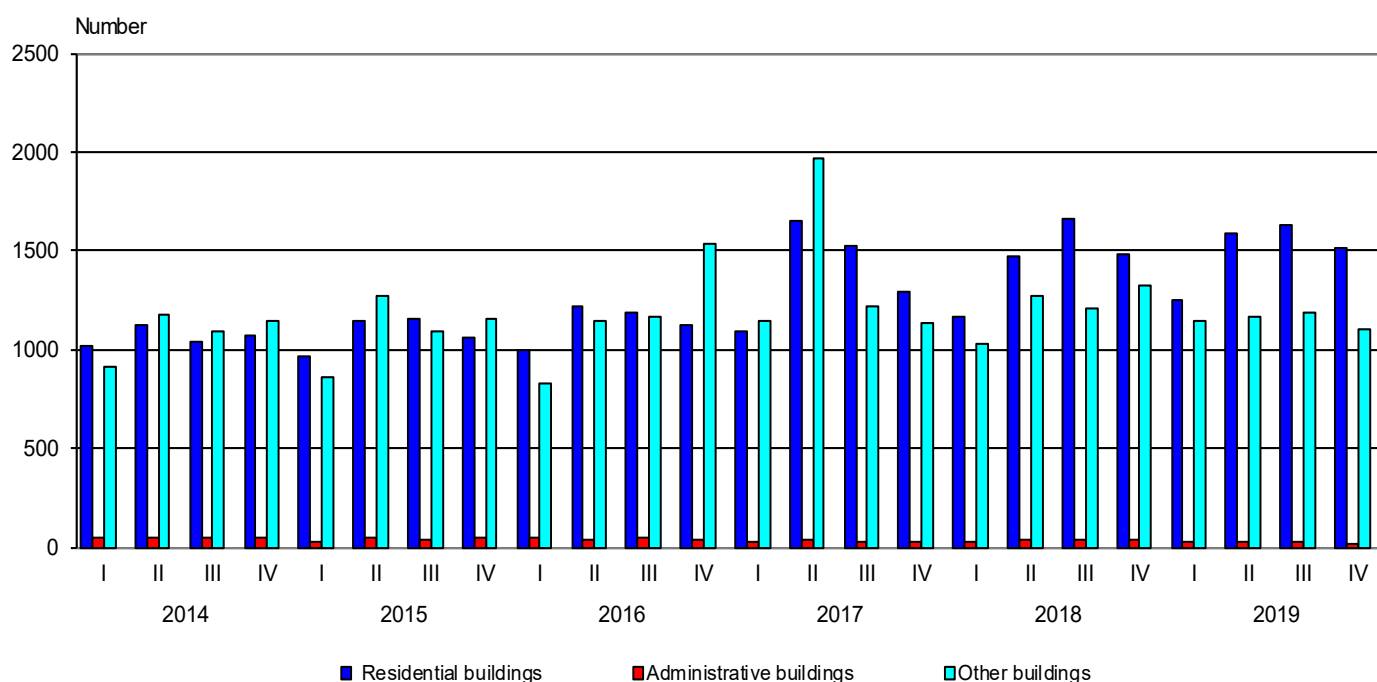


## BUILDING PERMITS ISSUED AND CONSTRUCTION OF NEW BUILDINGS STARTED IN THE FOURTH QUARTER OF 2019

In the fourth quarter of 2019, the municipal authorities issued **building permits** for construction of 1 512 residential buildings with 7 477 dwellings and 895 903 sq. m gross building area, of 21 administrative buildings/offices with 21 053 sq. m gross building area and 1 103 other buildings with 610 349 sq. m gross building area.

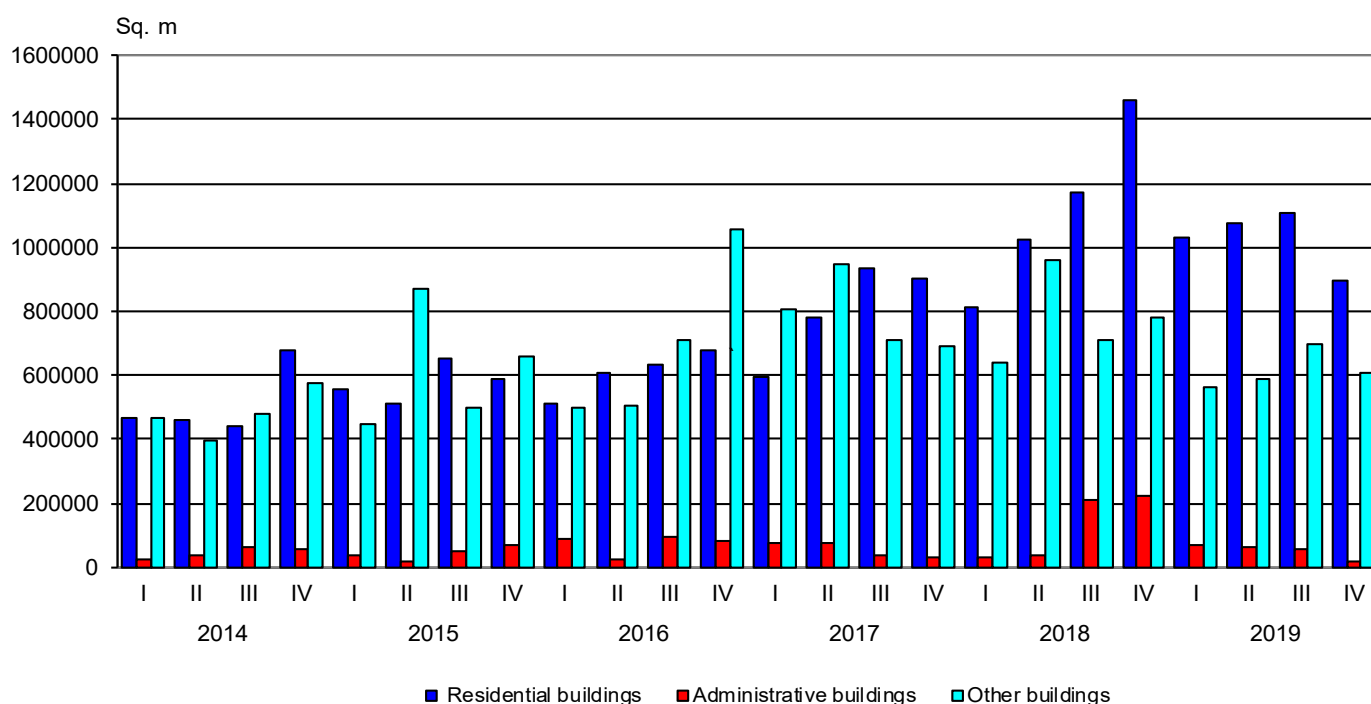
As compared to the previous quarter the issued building permits for residential buildings decreased by 7.2%, the number of their dwellings - by 17.1% and the gross building area - by 19.3%. The issued building permits of administrative buildings and of other buildings fell by 8.7% and 7.2% respectively, and the decline in their gross building area was by 64.0% and 12.1%.

**Figure 1. Building permits issued for construction of new buildings by type and quarter**



As compared to the fourth quarter of 2018 the issued building permits for new residential buildings increased by 2.4%, while their dwellings decreased by 36.0% and the gross building area - by 38.5%. The number of issued building permits of administrative buildings and their gross building area registered a drop by 36.4% and 90.6% respectively. The issued building permits for other buildings fell by 16.4% and their gross building area - by 21.8%.

**Figure 2. Building permits issued for construction - gross building area by type of buildings and quarter**

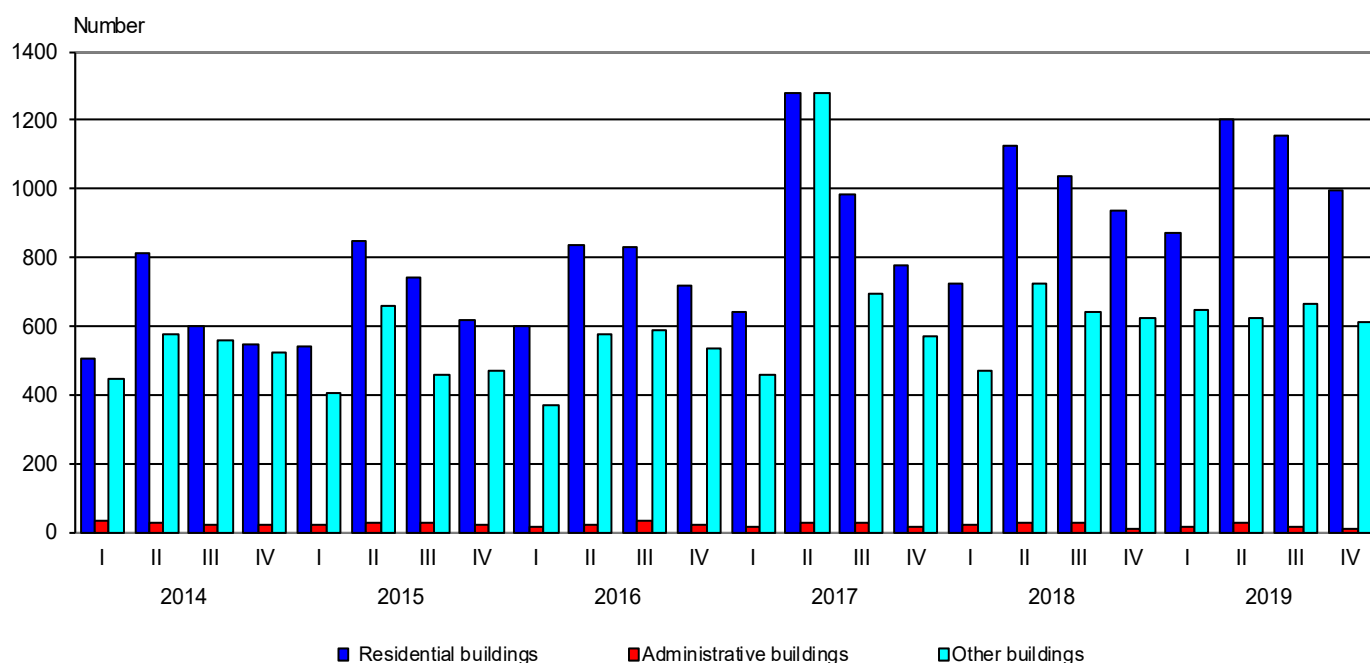


The highest number of building permits for new residential buildings was issued in the following districts: Plovdiv - 261, Sofia (stolitsa) - 243, Sofia - 139, Varna - 137 and Burgas - 133. Most dwellings are to be built in the districts: Sofia (stolitsa) - 2 515, Varna - 1 532, Plovdiv - 968, Burgas - 547 and Kardzhali - 324 (Annex, Table 1).

In the fourth quarter of 2019 **began the construction** of 993 residential buildings with 5 770 dwellings and 682 233 sq. m gross building area, of 11 administrative buildings/offices with 11 782 sq. m gross building area and of 614 other buildings with 414 282 sq. m gross building area.

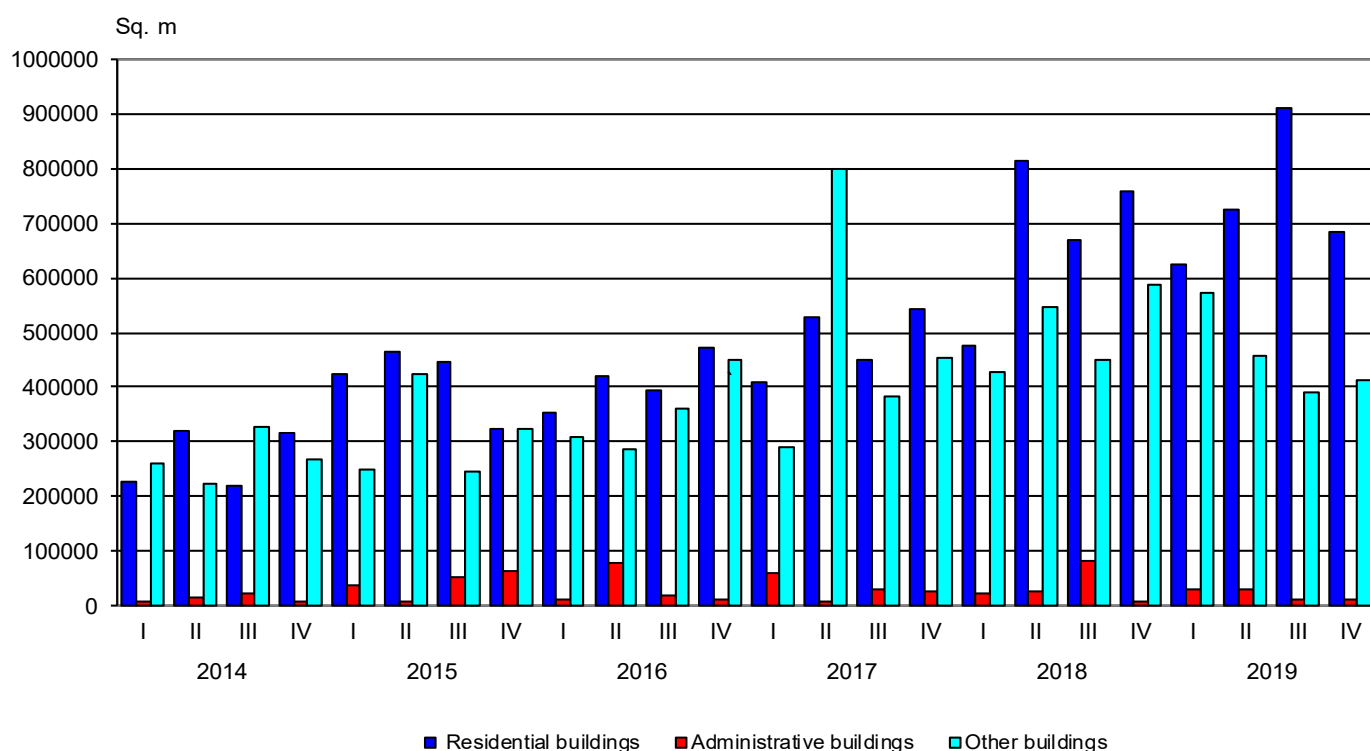
As compared to the previous quarter the started residential buildings decreased by 14.1%, their dwellings - by 17.8%, and the gross building area - by 24.9%. The number of started administrative buildings and their gross building area registered a drop by 15.4% and 4.2% respectively. The started other buildings fell by 7.8%, while their gross building area increased by 6.0%.

**Figure 3. Started construction of new buildings by type and quarter**



As compared to the fourth quarter of 2018 the started new residential buildings rose by 6.2%, while their dwellings decreased by 1.9% and their gross building area - by 10.0%. The number of started administrative buildings was no change, but their gross building area increased by 21.3%. The started other buildings dropped by 1.6% and their gross building area - by 29.4%.

**Figure 4. Started construction - gross building area by type of buildings and quarter**



The construction of the highest number of new buildings were started in the following districts: Plovdiv - 194 residential buildings and 65 other buildings; Sofia (stolitsa) - 177 residential buildings and 29 other buildings; Varna - 102 residential buildings and 32 other buildings; Burgas - 92 residential buildings and 39 other buildings; Stara Zagora - 53 residential buildings and 58 other buildings (Annex, Table 2).

## Methodological notes

The quarterly statistical survey of permits issued for construction collects information about building permits, issued by municipal authorities as well as for the started construction of new buildings according to their type and gross building area. This information may be used as an indicator of future construction activity of enterprises in the country.

**Type of buildings** is classified according to the Classification of types of construction (CC) and is divided into:

- Residential - buildings for which the useful floor area is mostly used for permanent residential habitation.
- Non-residential - buildings for various purposes, including:
  - administrative - offices and buildings for administrative work of departments and other organizations and associations (representative buildings - banks, post offices, government department offices, conference and congress centres, low courts, municipalities);
  - other buildings - buildings used for different activities: production, trade, transport, education, cultural, sports, agriculture, health, recreation and facilities for short stay (hotels, motels, rest houses, huts and others).

**Gross building area** - a sum of all floors areas in external dimensions.

## Annex

Table 1

### Building permits issued for construction of new buildings in the fourth quarter of 2019<sup>1</sup>

| Districts        | Residential buildings |                     |                             | Administrative buildings |                             | Other buildings |                             |
|------------------|-----------------------|---------------------|-----------------------------|--------------------------|-----------------------------|-----------------|-----------------------------|
|                  | Number                | Number of dwellings | Gross building area - sq. m | Number                   | Gross building area - sq. m | Number          | Gross building area - sq. m |
| <b>Total</b>     | <b>1512</b>           | <b>7477</b>         | <b>895903</b>               | <b>21</b>                | <b>21053</b>                | <b>1103</b>     | <b>610349</b>               |
| Blagoevgrad      | 76                    | 238                 | 25748                       | -                        | -                           | 65              | 30080                       |
| Burgas           | 133                   | 547                 | 69983                       | ..                       | ..                          | 52              | 32874                       |
| Varna            | 137                   | 1532                | 146756                      | ..                       | ..                          | 58              | 21671                       |
| Veliko Tarnovo   | 20                    | 71                  | 10379                       | -                        | -                           | 36              | 11019                       |
| Vidin            | ..                    | ..                  | ..                          | -                        | -                           | 6               | 4633                        |
| Vratsa           | 13                    | 28                  | 3970                        | -                        | -                           | 24              | 4076                        |
| Gabrovo          | 10                    | 18                  | 4047                        | -                        | -                           | 13              | 4256                        |
| Dobrich          | 38                    | 69                  | 9463                        | -                        | -                           | 29              | 11415                       |
| Kardzhali        | 43                    | 324                 | 47210                       | ..                       | ..                          | 23              | 14151                       |
| Kyustendil       | 20                    | 35                  | 5243                        | -                        | -                           | 23              | 10140                       |
| Lovech           | 17                    | 17                  | 2248                        | -                        | -                           | 10              | 2720                        |
| Montana          | 16                    | 39                  | 4365                        | -                        | -                           | 16              | 4004                        |
| Pazardzhik       | 60                    | 80                  | 13346                       | ..                       | ..                          | 41              | 23210                       |
| Pernik           | 51                    | 119                 | 16133                       | -                        | -                           | 28              | 2852                        |
| Pleven           | 14                    | 81                  | 8213                        | -                        | -                           | 37              | 19481                       |
| Plovdiv          | 261                   | 968                 | 122328                      | 5                        | 4841                        | 122             | 104601                      |
| Razgrad          | 9                     | 57                  | 8316                        | -                        | -                           | 18              | 4664                        |
| Ruse             | 28                    | 72                  | 9313                        | ..                       | ..                          | 55              | 18612                       |
| Silistra         | 9                     | 8                   | 2194                        | -                        | -                           | 57              | 32071                       |
| Sliven           | 45                    | 87                  | 11621                       | -                        | -                           | 39              | 9318                        |
| Smolyan          | ..                    | ..                  | ..                          | -                        | -                           | 25              | 9630                        |
| Sofia            | 139                   | 243                 | 29226                       | ..                       | ..                          | 70              | 44209                       |
| Sofia (stolitsa) | 243                   | 2515                | 303552                      | 7                        | 13094                       | 49              | 96998                       |
| Stara Zagora     | 63                    | 145                 | 17576                       | -                        | -                           | 96              | 27314                       |
| Targovishte      | 10                    | 81                  | 7131                        | ..                       | ..                          | 10              | 9459                        |
| Haskovo          | 22                    | 29                  | 7041                        | -                        | -                           | 44              | 12803                       |
| Shumen           | 21                    | 59                  | 7747                        | -                        | -                           | 36              | 26263                       |
| Yambol           | 6                     | 6                   | 1059                        | ..                       | ..                          | 21              | 17825                       |

<sup>1</sup> „..“ - Confidential data.

„-“ - No case.

Table 2

Building construction started in the fourth quarter of 2019<sup>1</sup>

| Districts        | Residential buildings |                     |                             | Administrative buildings |                             | Other buildings |                             |
|------------------|-----------------------|---------------------|-----------------------------|--------------------------|-----------------------------|-----------------|-----------------------------|
|                  | Number                | Number of dwellings | Gross building area - sq. m | Number                   | Gross building area - sq. m | Number          | Gross building area - sq. m |
| <b>Total</b>     | <b>993</b>            | <b>5770</b>         | <b>682233</b>               | <b>11</b>                | <b>11782</b>                | <b>614</b>      | <b>414282</b>               |
| Blagoevgrad      | 38                    | 154                 | 15938                       | ..                       | ..                          | 29              | 20786                       |
| Burgas           | 92                    | 251                 | 35239                       | ..                       | ..                          | 39              | 51914                       |
| Varna            | 102                   | 1409                | 147863                      | ..                       | ..                          | 32              | 22773                       |
| Veliko Tarnovo   | 17                    | 70                  | 10707                       | -                        | -                           | 21              | 10102                       |
| Vidin            | ..                    | ..                  | ..                          | -                        | -                           | 8               | 3859                        |
| Vratsa           | 4                     | 4                   | 1124                        | -                        | -                           | 9               | 4265                        |
| Gabrovo          | 9                     | 9                   | 2205                        | -                        | -                           | 6               | 2569                        |
| Dobrich          | 27                    | 40                  | 4651                        | -                        | -                           | 21              | 7942                        |
| Kardzhali        | 20                    | 298                 | 36528                       | -                        | -                           | 8               | 7375                        |
| Kyustendil       | 10                    | 10                  | 1176                        | -                        | -                           | 11              | 1760                        |
| Lovech           | 12                    | 12                  | 1511                        | -                        | -                           | 19              | 4881                        |
| Montana          | 6                     | 6                   | 749                         | -                        | -                           | 5               | 858                         |
| Pazardzhik       | 23                    | 42                  | 5948                        | -                        | -                           | 33              | 16467                       |
| Pernik           | 39                    | 114                 | 14138                       | -                        | -                           | 15              | 5294                        |
| Pleven           | 8                     | 58                  | 6109                        | -                        | -                           | 16              | 6495                        |
| Plovdiv          | 194                   | 711                 | 83146                       | -                        | -                           | 65              | 85556                       |
| Razgrad          | 6                     | 6                   | 891                         | ..                       | ..                          | 17              | 9185                        |
| Ruse             | 8                     | 8                   | 1787                        | ..                       | ..                          | 21              | 8941                        |
| Silistra         | 7                     | 7                   | 1290                        | -                        | -                           | 15              | 4818                        |
| Sliven           | 26                    | 33                  | 5517                        | -                        | -                           | 26              | 9522                        |
| Smolyan          | ..                    | ..                  | ..                          | -                        | -                           | 6               | 551                         |
| Sofia            | 75                    | 88                  | 14571                       | -                        | -                           | 35              | 14120                       |
| Sofia (stolitsa) | 177                   | 2112                | 253587                      | ..                       | ..                          | 29              | 45385                       |
| Stara Zagora     | 53                    | 172                 | 19624                       | -                        | -                           | 58              | 25630                       |
| Targovishte      | 6                     | 56                  | 4400                        | -                        | -                           | 8               | 2937                        |
| Haskovo          | 11                    | 18                  | 4450                        | -                        | -                           | 24              | 6172                        |
| Shumen           | 13                    | 71                  | 7350                        | -                        | -                           | 19              | 21955                       |
| Yambol           | 6                     | 6                   | 1038                        | ..                       | ..                          | 19              | 12170                       |

<sup>1</sup> „..“ - Confidential data.

„-“ - No case.