

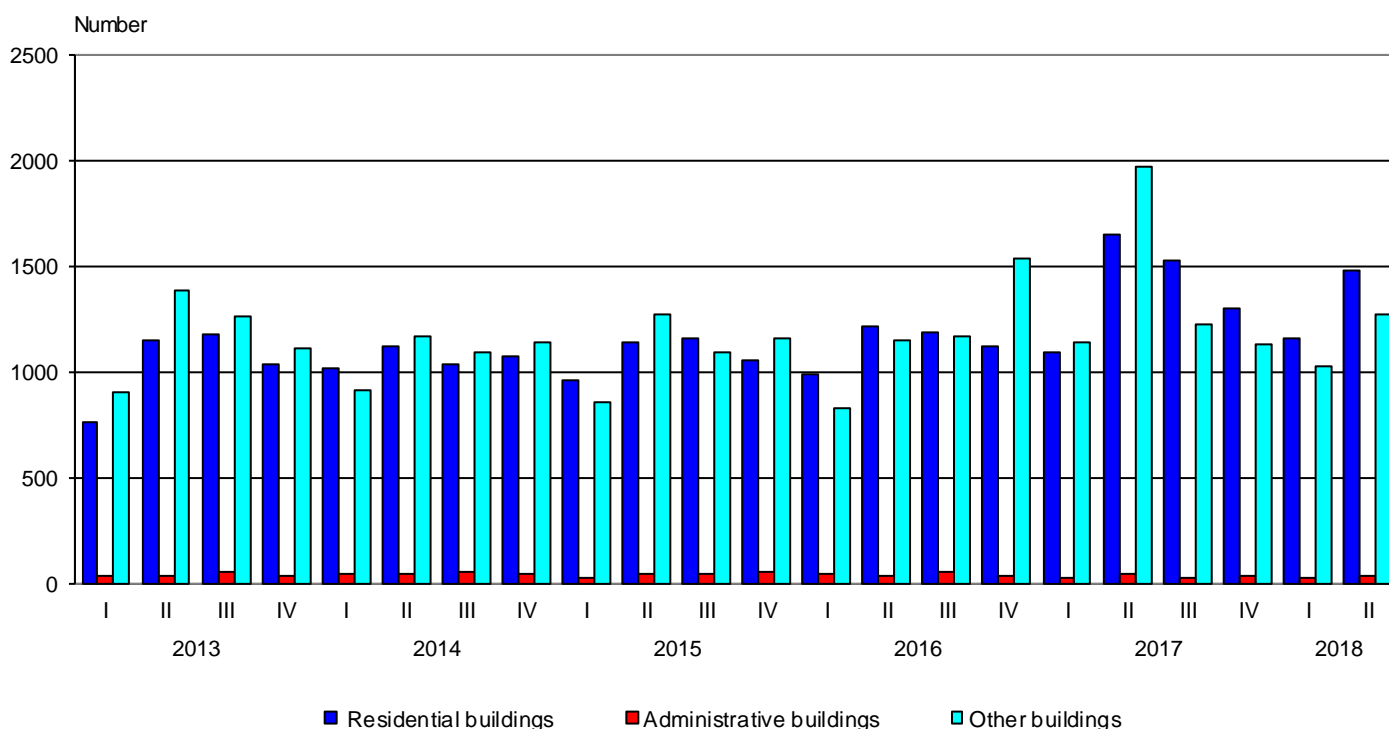


BUILDING PERMITS ISSUED AND CONSTRUCTION OF NEW BUILDINGS STARTED IN THE SECOND QUARTER OF 2018

In the second quarter of 2018, the municipal authorities issued **building permits** for construction of 1 476 residential buildings with 8 178 dwellings and 1 023 667 sq. m gross building area, of 32 administrative buildings/offices with 34 350 sq. m gross building area and 1 274 other buildings with 959 613 sq. m gross building area.

As compared to the previous quarter the issued building permits for residential buildings increased by 27.0%, the number of their dwellings - by 30.9% and the gross building area - by 25.5%. The issued building permits of administrative buildings and of other buildings also shown a rise by 23.1% and 24.2% respectively, and their gross building area increased by 3.8% and 50.3%.

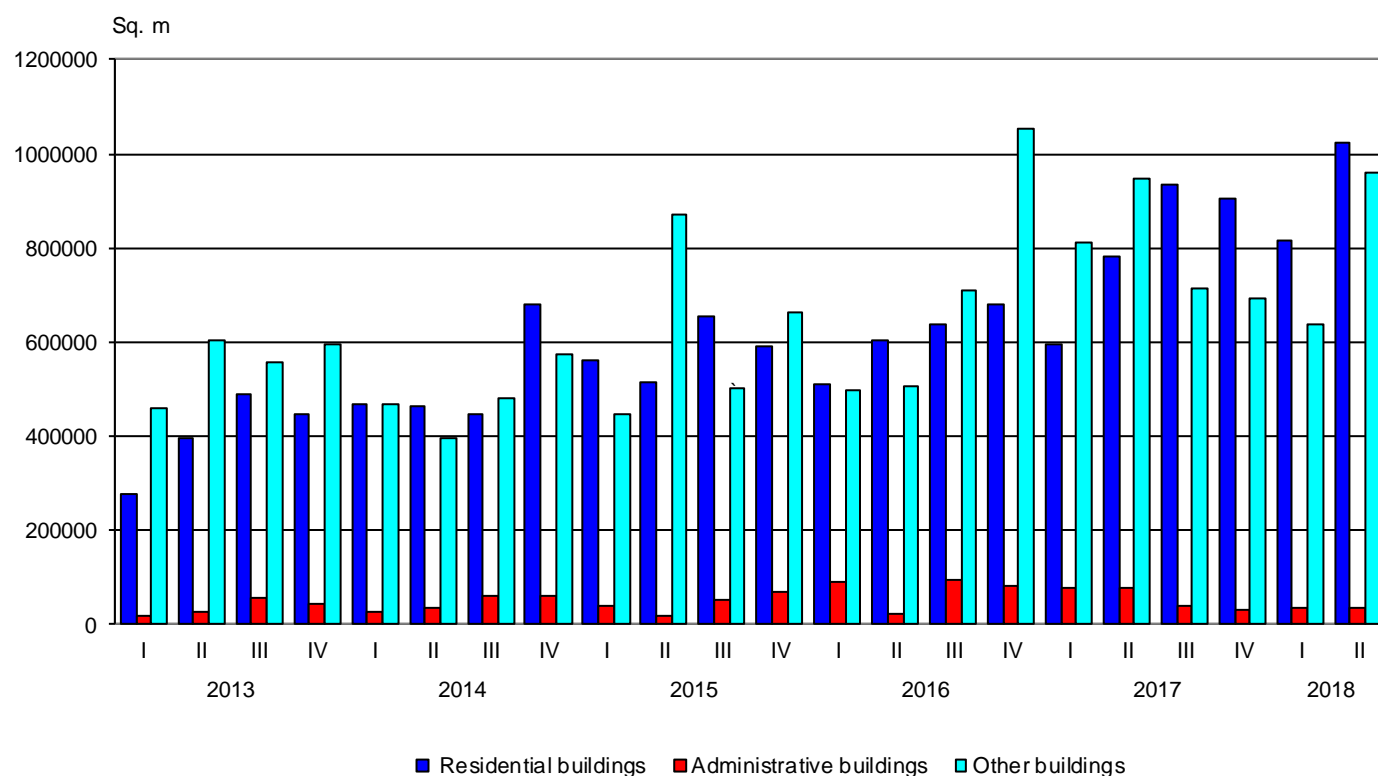
Figure 1. Building permits issued for construction of new buildings by type and quarter





As compared to the second quarter of 2017 the issued building permits for new residential buildings fell by 10.4%, but their dwellings rose by 40.6% and the gross building area - by 31.0%. The issued building permits of administrative buildings and of other buildings dropped by 20.0% and 35.3% respectively (Figure 1). At the same time the gross building area of administrative buildings fell by 53.6%, while of other buildings increased by 1.2% (Figure 2).

Figure 2. Building permits issued for construction - gross building area by type of buildings and quarter



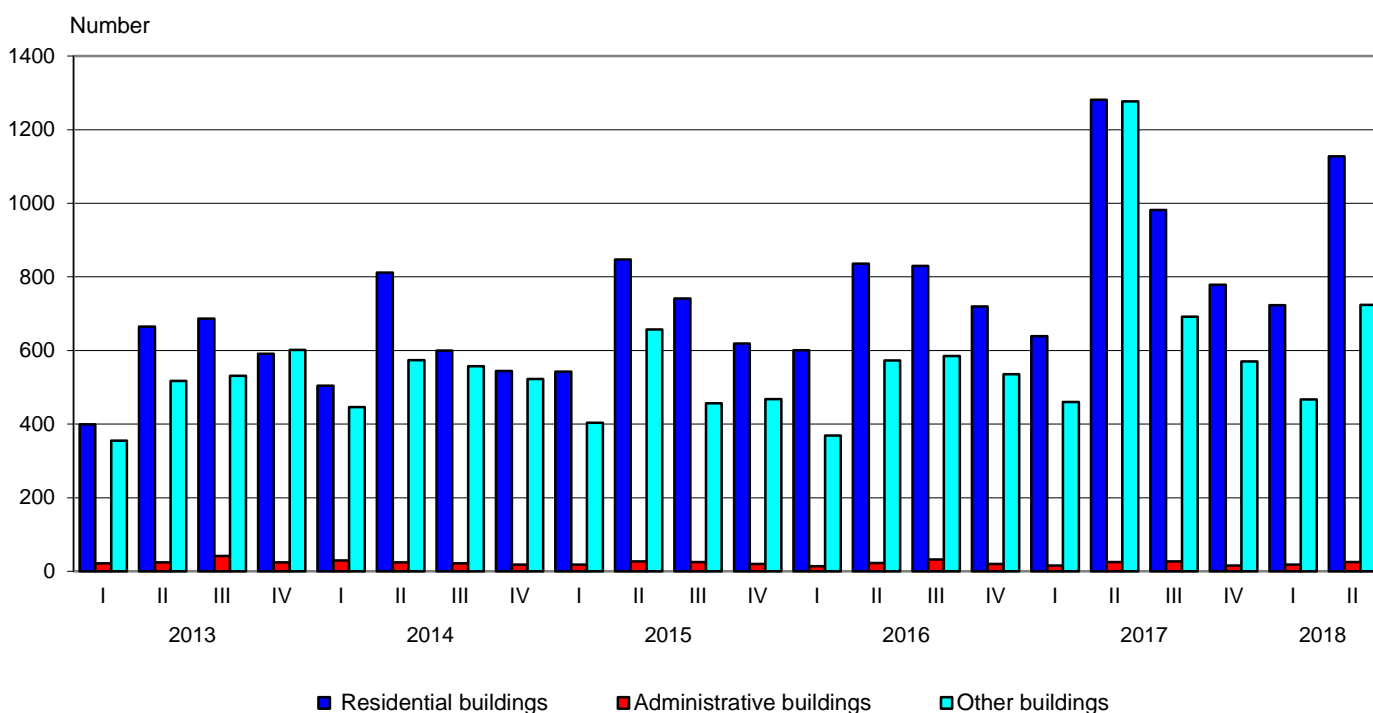
The highest number of building permits for new residential buildings was issued in the following districts: Plovdiv - 223, Sofia (stolitsa) - 216, Varna - 133 and Sofia - 125. Most dwellings are to be built in the districts: Sofia (stolitsa) - 3 168, Plovdiv - 1 319, Burgas - 713 and Kardzhali - 501 (Annex, Table 1).



In the second quarter of 2018 **began the construction** of 1 128 residential buildings with 6 195 dwellings and 812 169 sq. m gross building area, of 25 administrative buildings/offices with 26 136 sq. m gross building area and of 724 other buildings with 545 449 sq. m gross building area.

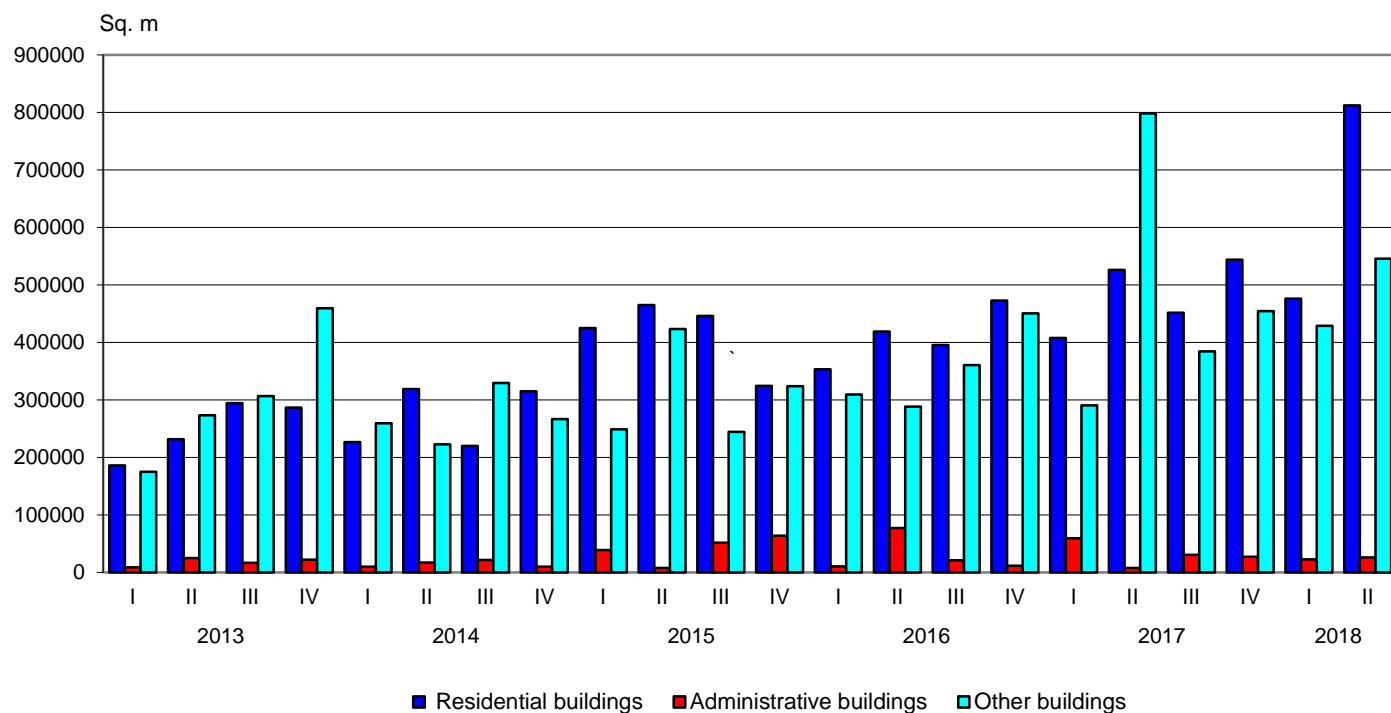
As compared to the previous quarter the number of started residential buildings increased by 56.0%, their dwellings - by 49.0% and their gross building area - by 70.5%. The started administrative buildings also rose (by 38.9%) as well as their gross building area - by 15.5%. The number of started other buildings grew by 55.0% and their gross building area - by 27.2%.

Figure 3. Started construction of new buildings by type and quarter



As compared to the second quarter of 2017 the started new residential buildings decreased by 11.9%, but their dwellings rose by 61.2% as well as the gross building area - by 54.4%. The number of started administrative buildings was no change, while their gross building area increased over twice. The started other buildings dropped by 43.3% (Figure 3) and their gross building area - by 31.7% (Figure 4).

Figure 4. Started construction - gross building area by type of buildings and quarter



The construction of the highest number of new buildings were started in the following districts: Plovdiv - 156 residential buildings and 77 other buildings; Sofia (stolitsa) - 188 residential buildings, 7 administrative buildings and 34 other buildings; Varna - 125 residential buildings, 3 administrative buildings and 39 other buildings; Burgas - 101 residential buildings and 42 other buildings (Annex, Table 2).



Methodological notes

The quarterly statistical survey of permits issued for construction collects information about building permits, issued by municipal authorities as well as for the started construction of new buildings according to their type and gross building area. This information may be used as an indicator of future construction activity of enterprises in the country.

Type of buildings is classified according to the Classification of types of construction (CC) and is divided into:

- Residential - buildings for which the useful floor area is mostly used for permanent residential habitation.
- Non-residential - buildings for various purposes, including:
 - administrative - offices and buildings for administrative work of departments and other organizations and associations (representative buildings - banks, post offices, government department offices, conference and congress centres, low courts, municipalities);
 - other buildings - buildings used for different activities: production, trade, transport, education, cultural, sports, agriculture, health, recreation and facilities for short stay (hotels, motels, rest houses, huts and others).

Gross building area - a sum of all floors areas in external dimensions.

Annex

Table 1

Building permits issued for construction of new buildings in the second quarter of 2018¹

Districts	Residential buildings			Administrative buildings		Other buildings	
	Number	Number of dwellings	Gross building area - sq. m	Number	Gross building area - sq. m	Number	Gross building area - sq. m
Total	1476	8178	1023667	32	34350	1274	959613
Blagoevgrad	102	307	37767	4	874	95	40904
Burgas	112	485	63910	-	-	63	81856
Varna	133	713	120988	84	67344
Veliko Tarnovo	26	288	38888	-	-	45	25863
Vidin	-	-	5	3658
Vratsa	14	54	7950	-	-	37	19939
Gabrovo	23	24	3633	21	15522
Dobrich	32	55	6144	-	-	45	18543
Kardzhali	46	501	67174	-	-	9	2747
Kyustendil	11	11	1852	-	-	14	9914
Lovech	19	20	3267	-	-	26	21960
Montana	-	-	20	6834
Pazardzhik	90	117	17859	10	2355	66	41677
Pernik	28	46	6166	-	-	34	6218
Pleven	26	75	10060	-	-	22	14343
Plovdiv	223	1319	150910	146	146770
Razgrad	16	17	2743	-	-	29	41500
Ruse	32	139	15798	-	-	47	18111
Silistra	15	15	2813	-	-	24	5993
Sliven	32	69	9135	-	-	28	8896
Smolyan	7	8	1199	-	-	38	9465
Sofia	125	147	24031	67	91047
Sofia (stolitsa)	216	3168	362522	11	27286	44	101578
Stara Zagora	46	373	37493	-	-	121	53053
Targovishte	12	26	3028	-	-	14	5081
Haskovo	38	80	12174	38	26871
Shumen	32	100	11933	-	-	56	50066
Yambol	15	16	3309	-	-	36	23860

¹ ‘..’ - confidential data.



Table 2

Building construction started in the second quarter of 2018¹

Districts	Residential buildings			Administrative buildings		Other buildings	
	Number	Number of dwellings	Gross building area - sq. m	Number	Gross building area - sq. m	Number	Gross building area - sq. m
Total	1128	6195	812169	25	26136	724	545449
Blagoevgrad	71	358	43809	38	27713
Burgas	101	460	70852	42	45411
Varna	125	1021	150450	3	1690	39	26767
Veliko Tarnovo	30	381	46851	-	-	33	15748
Vidin	-	-
Vratsa	8	8	999	-	-	12	9745
Gabrovo	3	3	774	-	-	7	3334
Dobrich	21	35	4521	-	-	23	20493
Kardzhali	37	451	56889	-	-
Kyustendil	7	9	2458	-	-	9	11647
Lovech	14	14	2568	55	21833
Montana	5	5	1245	-	-	12	3024
Pazardzhik	41	62	9109	5	1423	45	32447
Pernik	14	37	4633	-	-	18	803
Pleven	15	65	7014	-	-	16	13722
Plovdiv	156	349	49935	77	75020
Razgrad	15	25	4541	-	-	16	31348
Ruse	23	135	15517	-	-	31	10849
Silistra	15	39	4308	26	10980
Sliven	22	45	6460	18	6617
Smolyan	-	-	14	2979
Sofia	70	70	11960	-	-	31	42030
Sofia (stolitsa)	188	1977	242989	7	17488	34	39502
Stara Zagora	93	529	56059	59	27116
Targovishte	6	19	2174	-	-	7	3707
Haskovo	21	53	8389	-	-	25	15077
Shumen	17	34	4743	25	38513
Yambol	7	7	2143	-	-	8	6597

¹ ‘..’ - confidential data.