

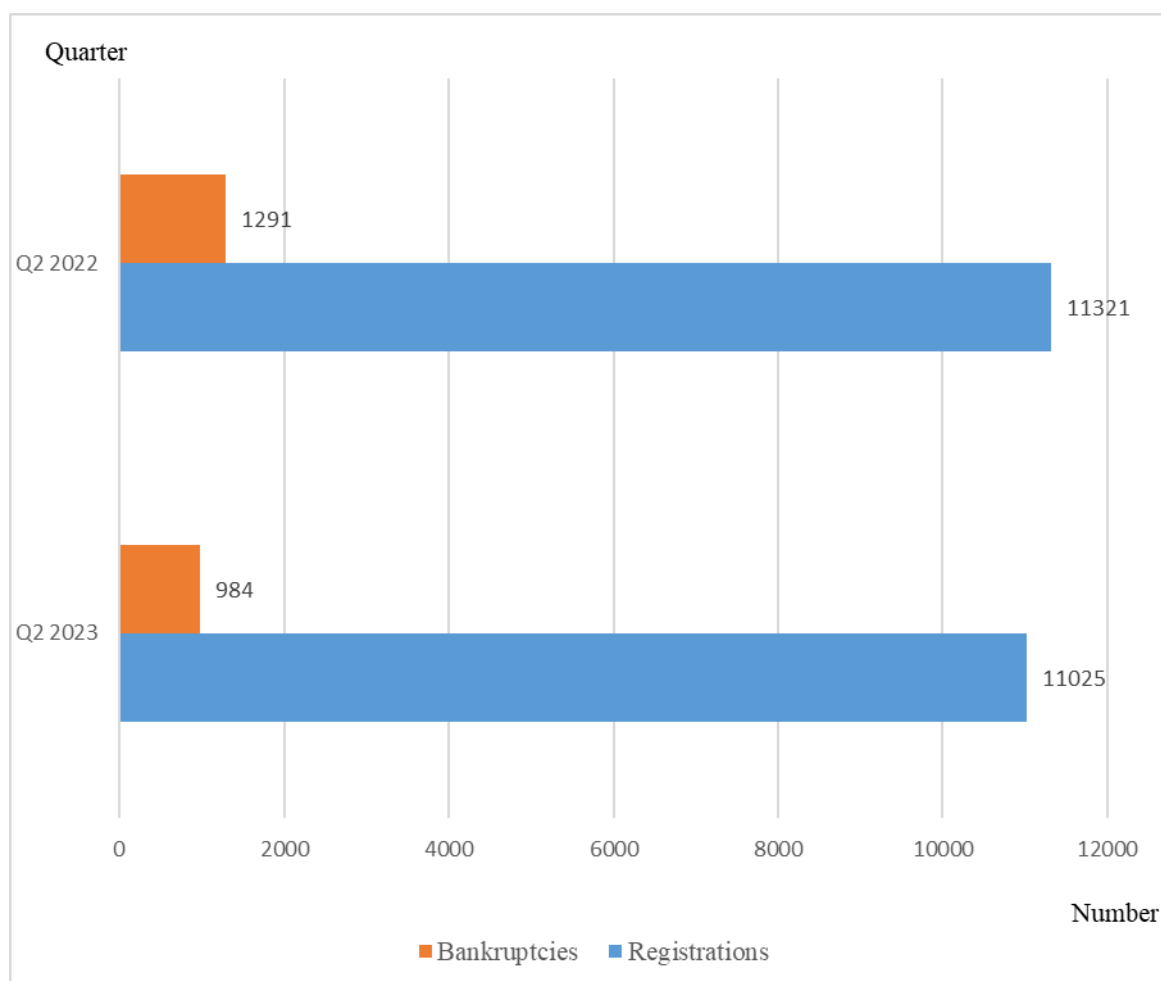
REGISTRATIONS AND BANKRUPTCIES OF LEGAL ENTITIES

The quarterly business demography of registrations and bankruptcies of legal (legal) entities is related to certain demographic events - date of establishment of the legal entity, date of declaration in bankruptcy proceedings, date of declaration of bankruptcy and date of declaration of liquidation. The data is presented in absolute values according to selected sections of the Classification of Economic Activities (NACE - 2008)¹, according to the requirements of Regulation 2019/2152 of the European Parliament and of the Council of November 27, 2019, on European business statistics.

Quarterly data on registrations and bankruptcies

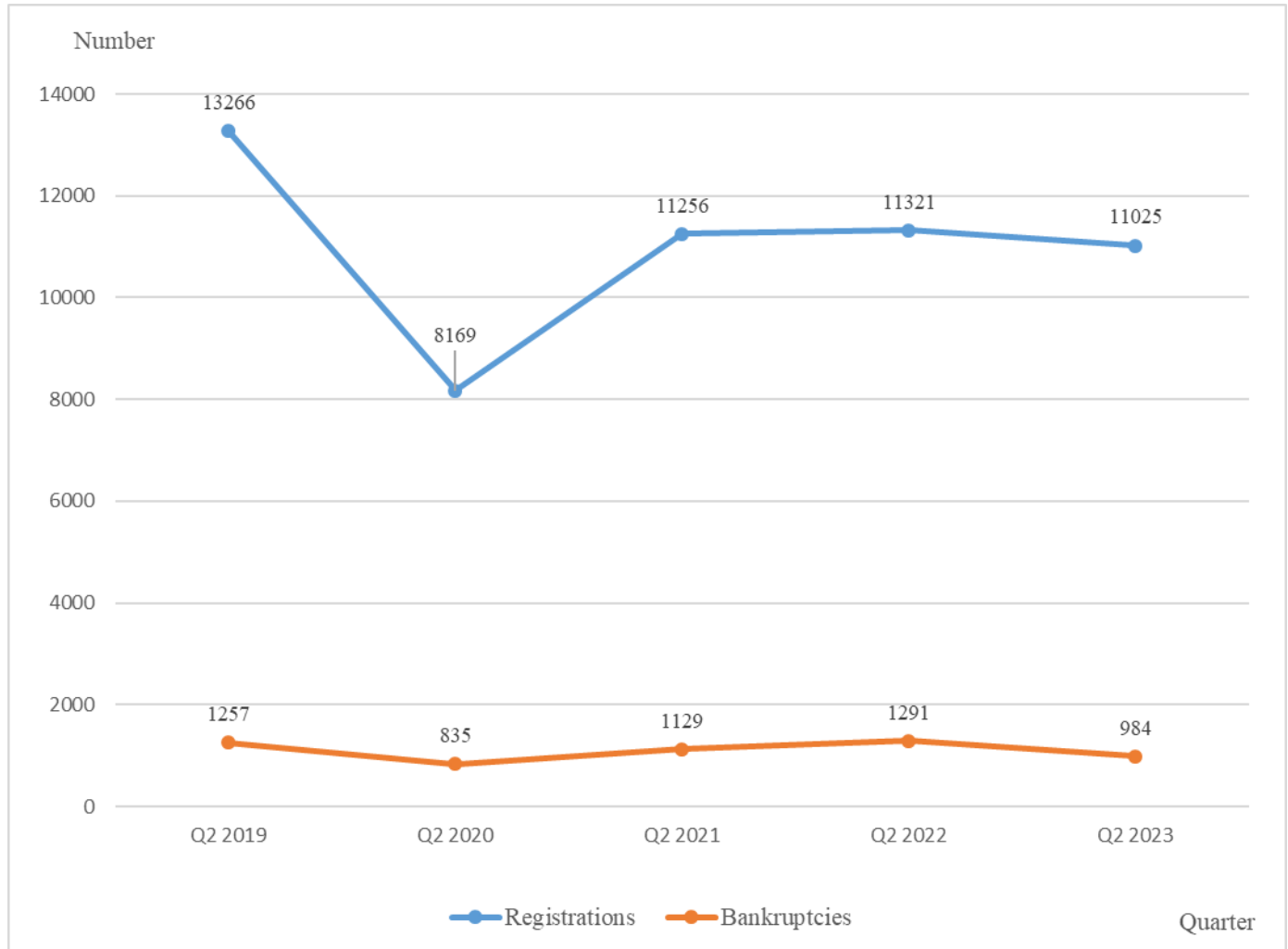
In the second quarter of 2023, the newly registered legal entities in the country are 11 025, and those declared bankrupt - 984. Compared to the same quarter of 2022, the total number of newly registered decreased by 2.6%, and that of bankrupts - by 23.8%.

Figure 1. Number of registrations and bankruptcies of legal entities in the second quarter of 2022 and 2023



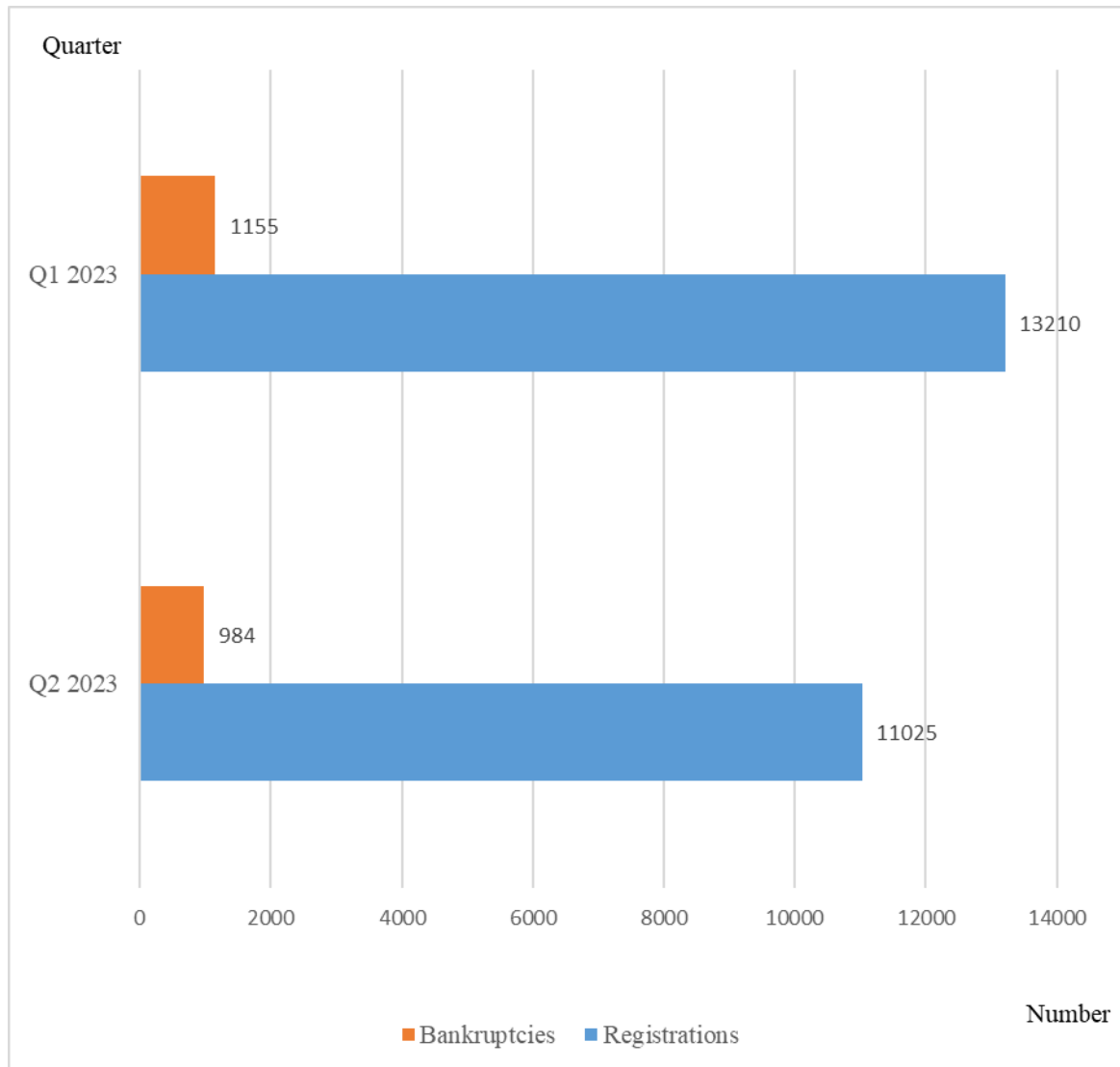
¹ <https://www.nsi.bg/sites/default/files/files/publications/KID-2008.pdf>

Figure 2. Number of registrations and bankruptcies of legal entities in the second quarter in the period 2019 - 2023



Compared to the first quarter of 2023, newly registered legal entities decreased by 16.5%, and those that declared bankruptcy - by 14.8%.

Figure 3. Number of registrations and bankruptcies of legal entities in the first and second quarters of 2023



Distribution of newly registered and bankrupt legal entities by sector

The distribution by economic sectors shows that the relative share of newly registered legal entities is the largest in sector G ‘Trade; car and motorcycle repair’ - 89.4% of all newly registered units in the second quarter of 2023. Among the companies declared bankrupt, the largest number again fall into sector G ‘Trade; repair of cars and motorcycles’ - 75.4% of the total number of bankrupt legal entities for the same period.

Table 1. Number of newly registered and those declared bankruptcy legal entities in the second quarter of 2023 by economic sectors

Икономически сектор	Registrations	Bankruptcies	Description
Industry	128	44	B,C,D,E
Construction	154	49	F41,F42,F43
Wholesale and retail trade; repair of motor vehicles and motorcycles	9858	742	G45,G46,G47
Transportation and storage	98	13	H49,H50,H51,H52,H53
Accommodation and food service activities	103	20	I55,I56
Information and communication	60	14	J58,J59,J60,J61,J62,J63
Financial and insurance activities; real estate activities; professional, scientific and technical activities; administrative and support service activities	406	86	K,L,M,N
Education; human health and social work activities	218	16	P,Q,R,S95,S96