



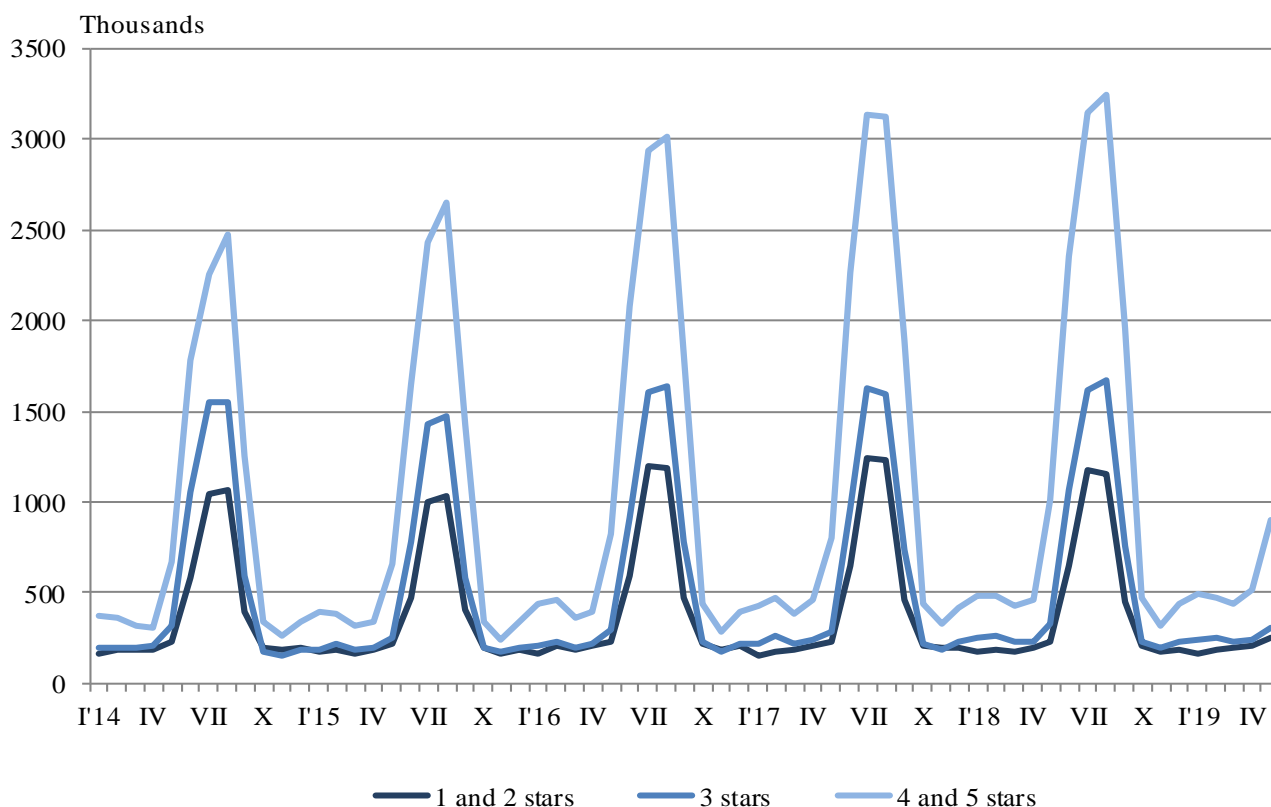
ACTIVITY OF ACCOMMODATION ESTABLISHMENTS IN MAY 2019

In May 2019, 2 328 accommodation establishments - hotels, motels, camping sites, mountain chalets and other establishments for short-term accommodation with more than 10 bed-places were functioned in the country (Annex, Table 1). The total number of the rooms in them was 107.6 thousand and the bed-places were 236.2 thousand. In comparison with May 2018, the total number of accommodation establishments (functioned during the period) decreased by 0.7%, while the bed-places in them increased by 1.0%.

The total number of the nights spent in all accommodation establishments registered in May 2019 was 1 449.4 thousand, or by 7.8% less in comparison with the same month of the previous year, as the greatest decrease (by 11.5%) was observed in 4 and 5 stars accommodation establishments.

In May 2019, 78.1% of all nights spent by foreign citizens and 37.1% of all nights spent by Bulgarians were realized in 4 and 5 stars hotels. In 3 stars accommodation establishments were spent 14.7% of all nights by foreigners and 31.0% of all nights by Bulgarian residents, while in the rest of accommodation establishments (with 1 and 2 stars) they were 7.2% and 31.9% respectively.

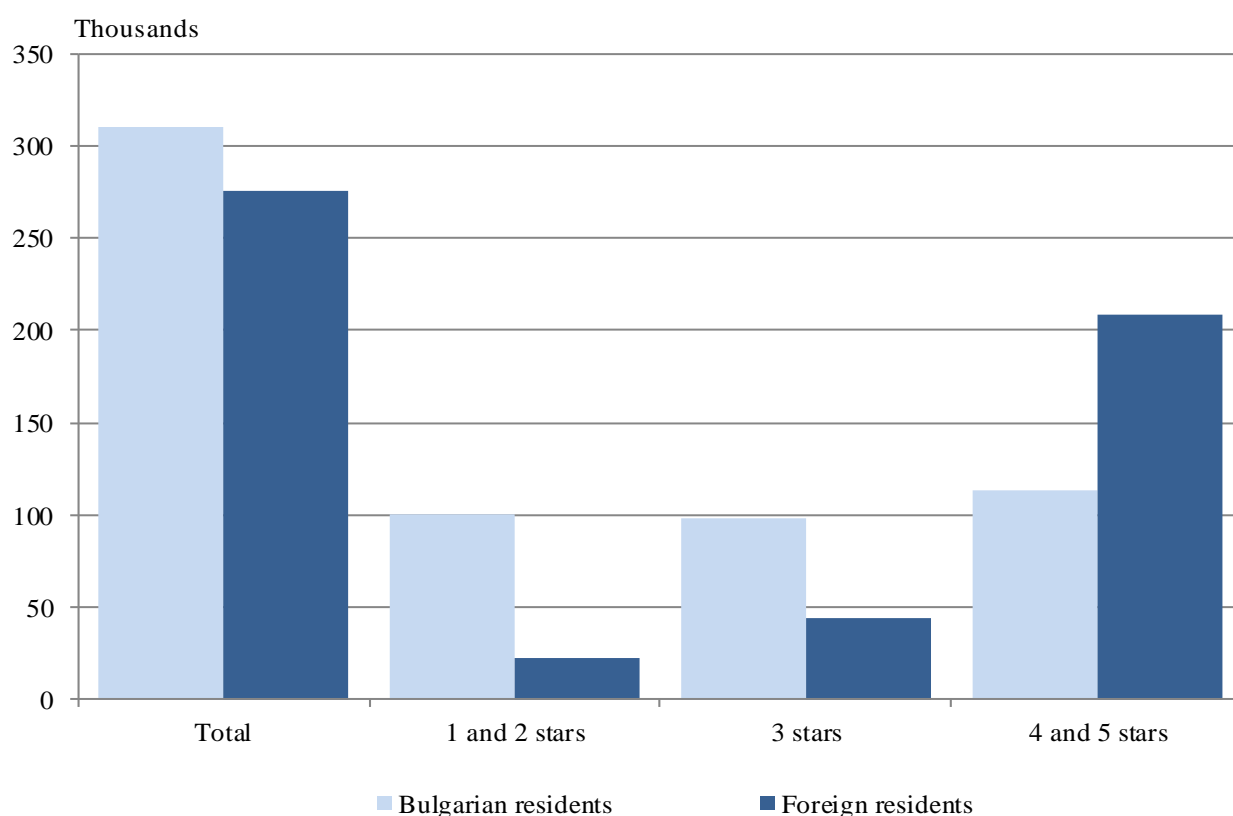
Figure 1. The nights spent in accommodation establishments by categories and months





In May 2019, the number of arrivals in all accommodation establishments increased by 0.8% compared to the same month of 2018 and reached 586.6 thousand, as an increase was registered by 8.5% for Bulgarians and decrease by 6.7% for foreigners. Bulgarians spent the nights in accommodation establishments in May 2019 were 310.6 thousand and spent 1.9 nights on the average. The arrivals of foreigners were 276.0 thousand, and had on average 3.2 nights, as 75.8% of them spent nights in hotels with 4 and 5 stars.

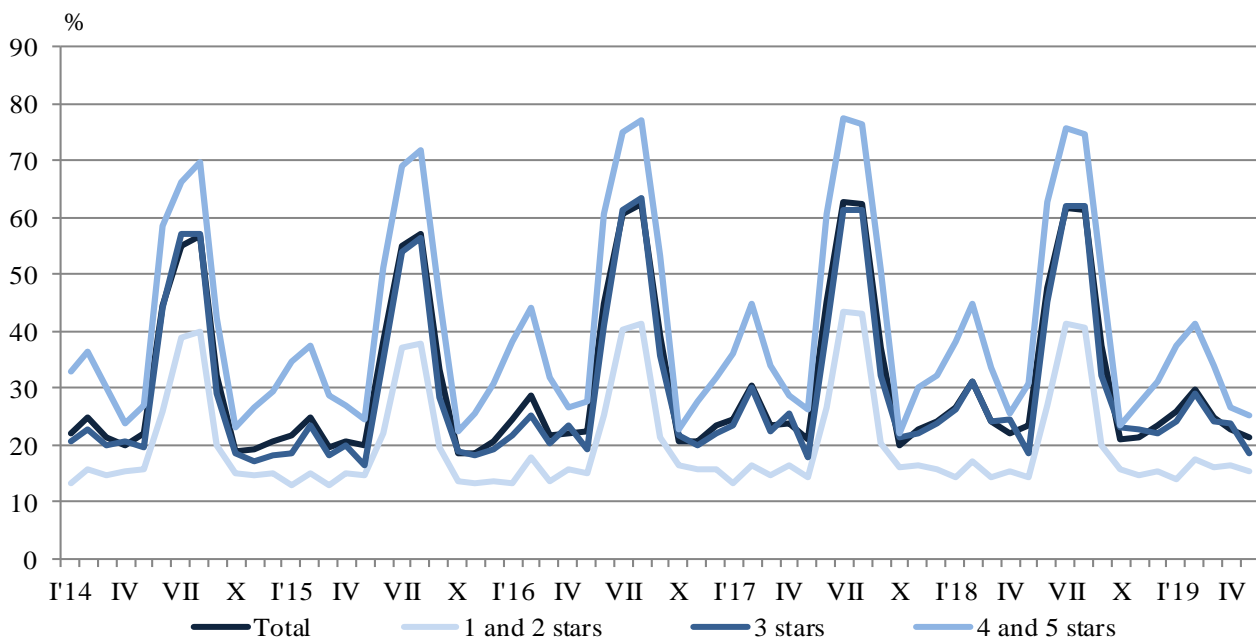
Figure 2. Arrivals in accommodation establishments by categories in May 2019



In May 2019, the total occupancy of the bed-places in accommodation establishments was 21.3%, as decreased by 2.3 percentage points compared to May 2018. The highest was occupancy of the bed-places in 4 and 5 stars accommodation establishments - 25.2%, followed by 3 stars accommodation establishments - 18.5%, and with 1 and 2 stars - 15.5%.

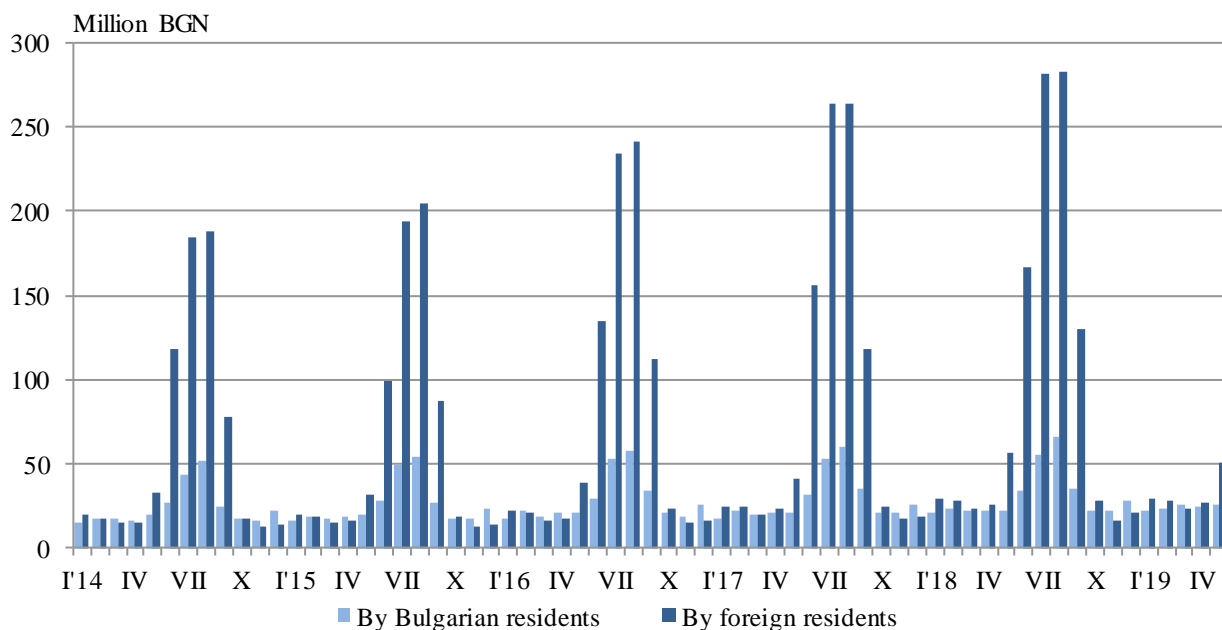


Figure 3. The occupation of the bed-places in accommodation establishments by categories and months



The total revenues from nights spent in May 2019 reached 76.2 million BGN or by 2.6% less compared to May 2018. A decrease in revenues was registered from foreigners by 9.9%, while those from Bulgarians increased by 15.5%.

Figure 4. The revenues from nights spent in accommodation establishments by months





Methodological notes

Since 2012 the statistical survey on **accommodation establishments** has been carried out monthly in compliance with the Regulation 692/2011 of the European Parliament and of the Council concerning European statistics on tourism and the Regulation 1051/2011 of the Commission implementing Regulation 692/2011 of the European Parliament and of the Council concerning European statistics on tourism, as regards the structure of the quality reports and the transmission of the data.

All categorized hotels, camping sites and other types of accommodation establishments with more than 10 bed-places in use during the reporting period were included in the observation.

The indicator **other accommodation establishments** include the holiday settlements, hostels, guests houses, bungalows, rest houses, mountain chalets, private rooms and flats and other establishments for short accommodation.

Available Bed Capacity is the maximum number of bed-places on offer for each day of the reference month.

In the **revenues from nights spent** in accommodation establishments are included the sums paid by the guests, without the extra services.



Annex

Table 1

Activity of accommodation establishments in May 2019¹

Districts	Establishments - in numbers	Bed-places - in numbers	Available bed-nights - in numbers	Nights spent - in numbers		Arrivals in accommodation establishments - in numbers		Revenues from nights spent - Thousand BGN	
				Total	Of which: By foreigners	Total	Of which: Foreigners	Total	Of which: By foreigners
Total	2328	236243	6801824	1449357	874730	586591	276018	76185	50460
Blagoevgrad	165	12588	359850	70479	21666	35551	9271	3398	1159
Burgas	295	82436	2236849	388209	321489	94358	63671	18691	15463
Varna	259	49408	1425227	308619	240840	94104	60522	15309	11995
Veliko Tarnovo	112	4773	146803	35349	11671	22828	8737	1394	585
Vidin	28	843	25913	6346	1235	4390	995	300	60
Vratsa	25	859	26163	7881	1219	3681	497	238	47
Gabrovo	59	3232	93549	18850	3270	11999	2175	611	142
Dobrich	99	16278	490525	87218	62977	26300	16276	4839	3551
Kardzhali	34	1092	33832	5974	1352	4163	862	286	67
Kyustendil	80	2802	86862	13440	..	8049	..	449	..
Lovech	71	3618	107361	22544	1802	11356	948	756	83
Montana	24	1131	34955	5263	754	2865	381	190	37
Pazardzhik	53	4267	126112	41076	4495	18435	1371	2058	279
Pernik	13	499	15469	2309	..	1462	..	72	..
Pleven	23	1235	38285	6783	1840	3975	917	320	140
Plovdiv	211	10048	304907	96100	34638	50943	16865	4915	2123
Razgrad	16	678	21018	4814	844	2568	470	170	40
Ruse	53	2015	60008	17387	5357	11157	3504	927	355
Silistra	24	760	20276	3749	792	2652	450	184	52
Sliven	52	1948	59742	7997	1681	4984	752	318	88
Smolyan	244	8725	269176	31130	1960	16311	1067	1094	89
Sofia	86	6749	199400	29240	4821	15514	2195	1201	242
Sofia (stolitsa)	124	12294	380868	182976	131599	108295	75411	15809	12891
Stara Zagora	49	3523	104910	23604	5577	13850	3070	1368	365
Targovishte	15	626	19392	4159	1324	2014	311	195	67
Haskovo	35	1579	48949	14044	6156	7003	2763	584	309
Shumen	61	1586	46866	10412	2056	5901	692	361	77
Yambol	18	651	18557	3405	607	1883	267	148	32

¹ In use.

‘..’ - Confidential data.