



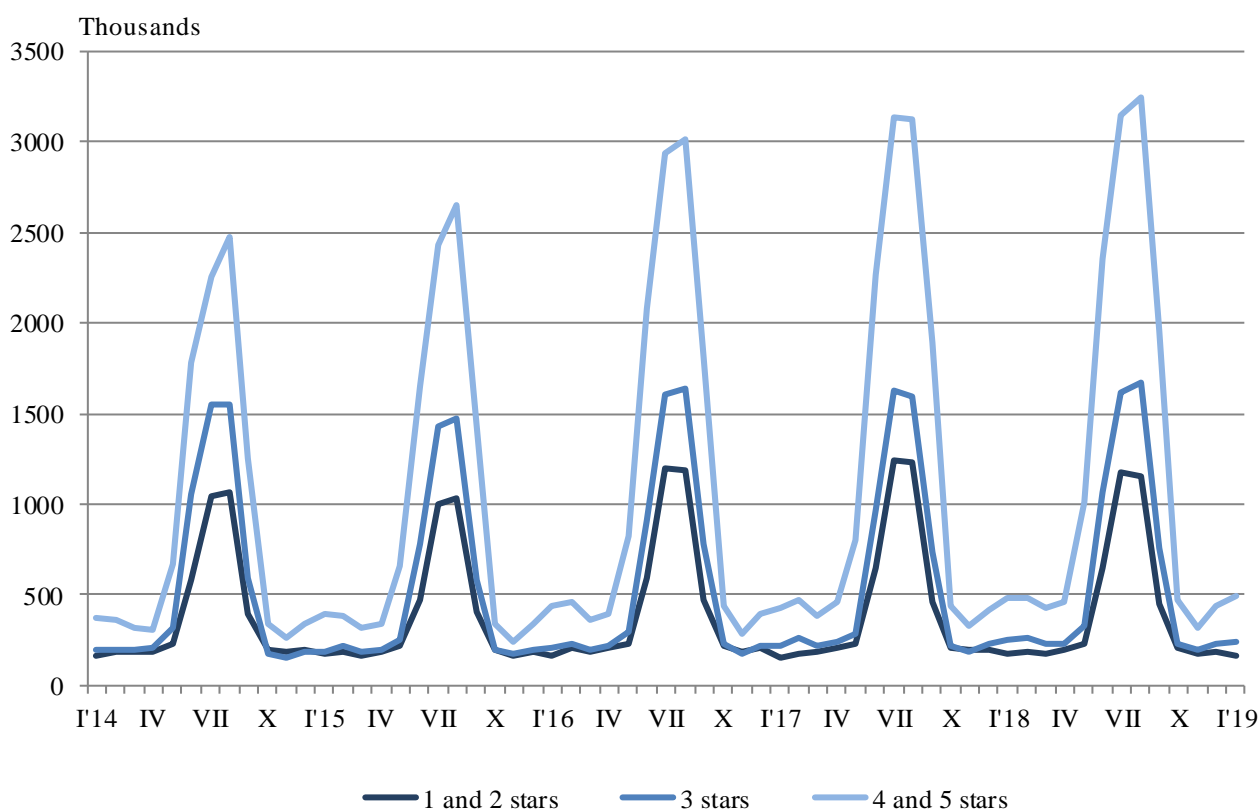
ACTIVITY OF ACCOMMODATION ESTABLISHMENTS IN JANUARY 2019

In January 2019, 1 872 accommodation establishments - hotels, motels, camping sites, mountain chalets and other establishments for short-term accommodation with more than 10 bed-places were functioned in the country (Annex, Table 1). The total number of the rooms in them was 55.9 thousand and the bed-places were 113.6 thousand. In comparison with January 2018, the total number of accommodation establishments (functioned during the period) decreased by 1.2%, while the bed-places in them remaining at the same level.

The total number of the nights spent in all accommodation establishments registered in January 2019 was 889.9 thousand, or by 2.2% less in comparison with the same month of the previous year, as the greatest decrease (by 6.8%) was observed in 3 stars accommodation establishments.

In January 2019, 73.7% of all nights spent by foreign citizens and 37.3% of all nights spent by Bulgarians were realized in 4 and 5 stars hotels. In 3 stars accommodation establishments were spent 20.2% of all nights by foreigners and 32.7% of all nights by Bulgarian residents, while in the rest of accommodation establishments (with 1 and 2 stars) they were 6.1% and 30.0% respectively.

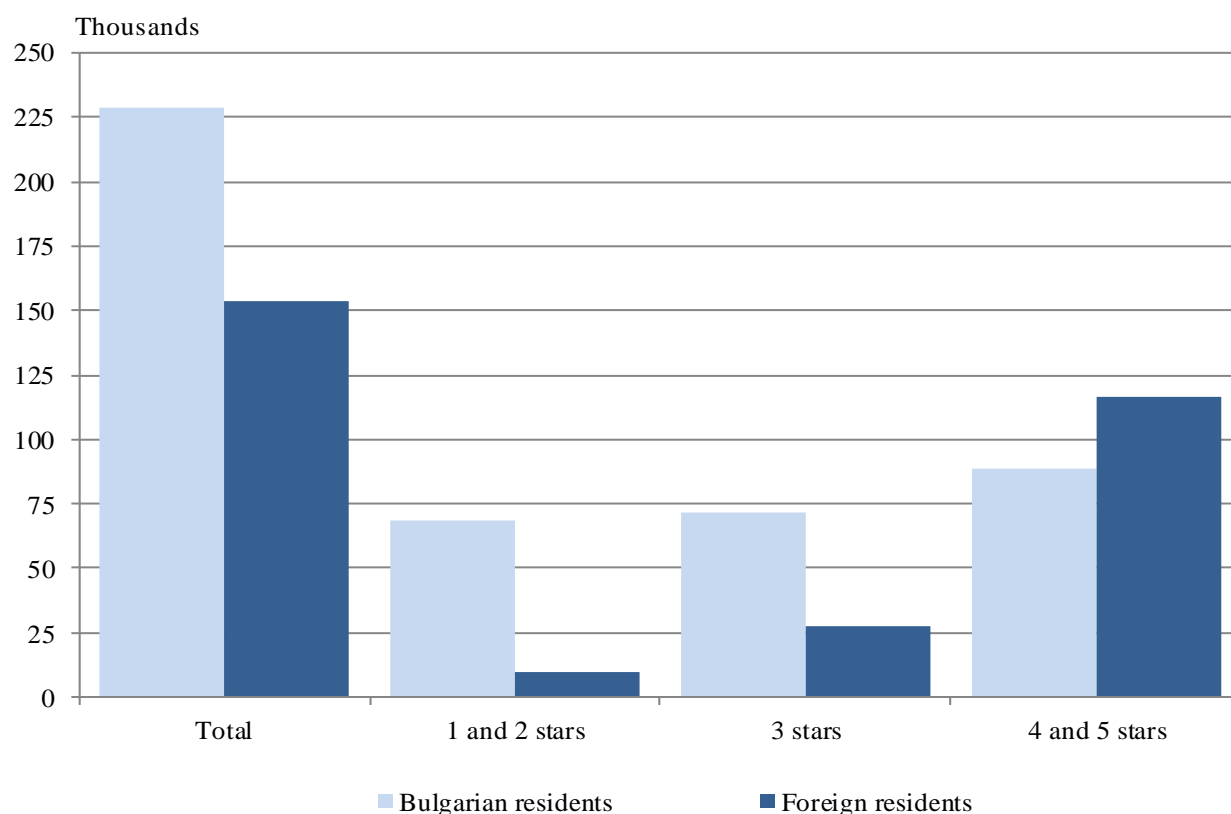
Figure 1. The nights spent in accommodation establishments by categories and months





In January 2019, the number of arrivals in all accommodation establishments increased by 2.6% compared to the same month of 2018 and reached 382.8 thousand, as an increase was registered for both foreigners and Bulgarians, by 5.6% and by 0.7% respectively. Bulgarians spent the nights in accommodation establishments in January 2019 were 229.1 thousand and spent 2.0 nights on the average. The arrivals of foreigners were 153.7 thousand, and had on average 2.8 nights, as 75.9% of them spent nights in hotels with 4 and 5 stars.

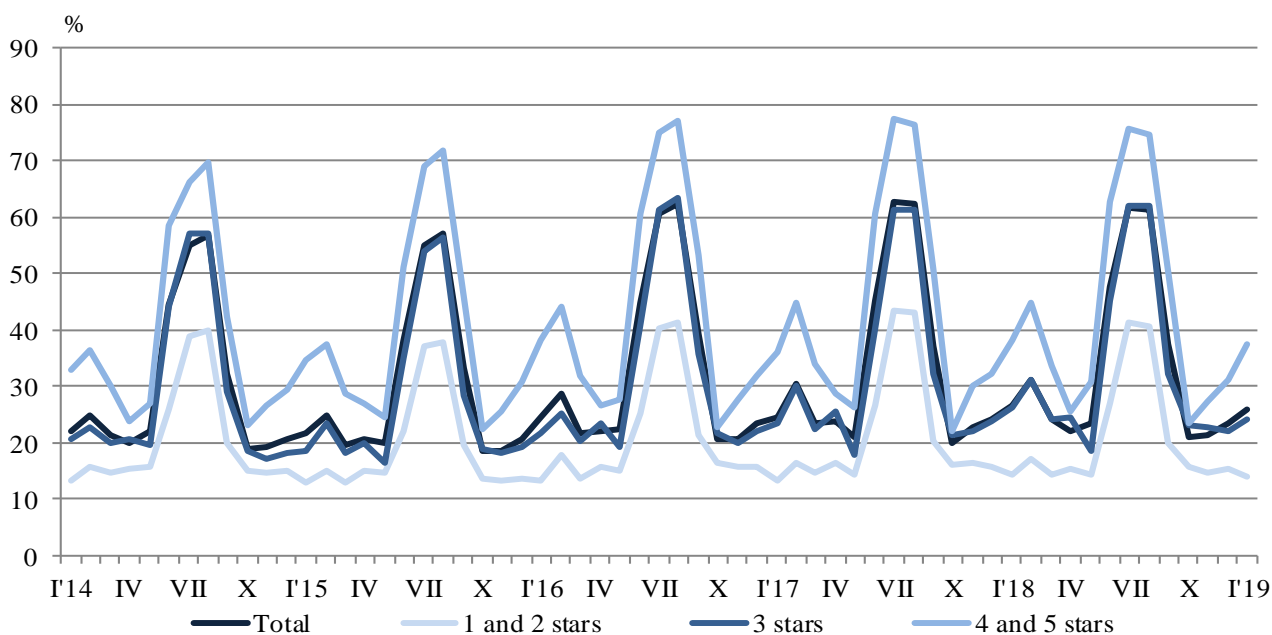
Figure 2. Arrivals in accommodation establishments by categories in January 2019



In January 2019, the total occupancy of the bed-places in accommodation establishments was 25.9%, as decreased by 0.7 percentage points compared to January 2018. The highest was occupancy of the bed-places in 4 and 5 stars accommodation establishments - 37.4%, followed by 3 stars accommodation establishments - 24.3%, and with 1 and 2 stars - 14.1%.

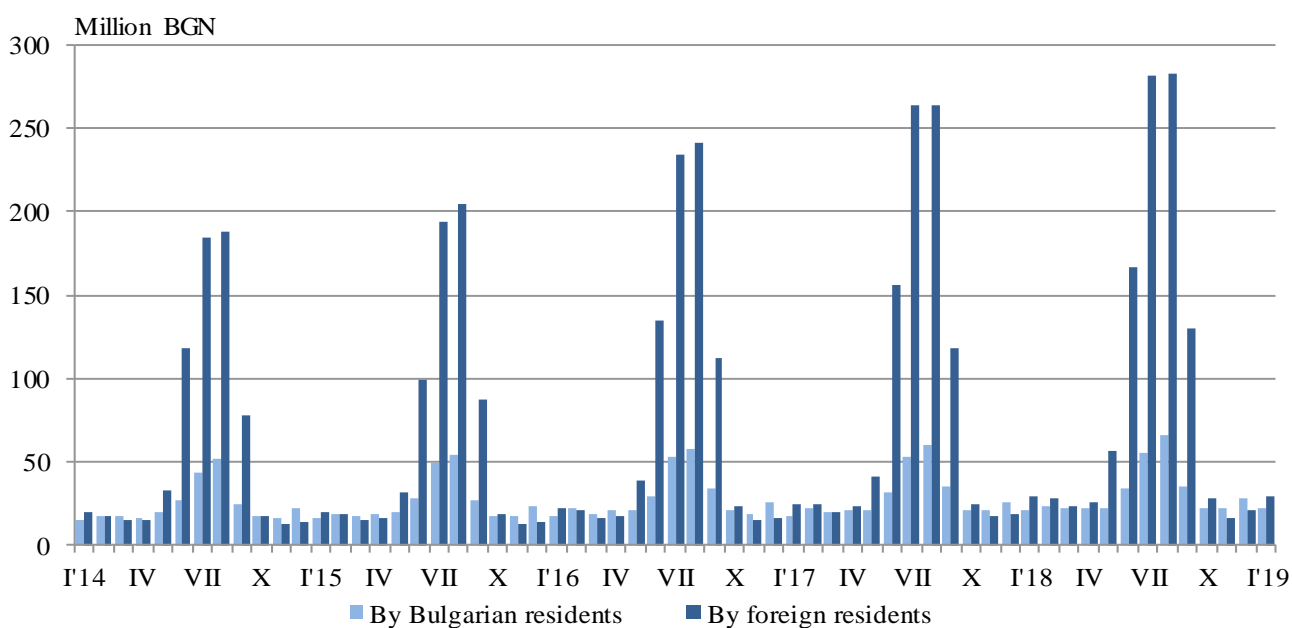


Figure 3. The occupation of the bed-places in accommodation establishments by categories and months



The total revenues from nights spent in January 2019 reached 51.1 million BGN or by 2.2% more compared to January 2018. An increase in revenues from both Bulgarians by 3.8% and foreigners by 1.0% was registered.

Figure 4. The revenues from nights spent in accommodation establishments by months





Methodological notes

Since 2012 the statistical survey on **accommodation establishments** has been carried out monthly in compliance with the Regulation 692/2011 of the European Parliament and of the Council concerning European statistics on tourism and the Regulation 1051/2011 of the Commission implementing Regulation 692/2011 of the European Parliament and of the Council concerning European statistics on tourism, as regards the structure of the quality reports and the transmission of the data.

All categorized hotels, camping sites and other types of accommodation establishments with more than 10 bed-places in use during the reporting period were included in the observation.

The indicator **other accommodation establishments** include the holiday settlements, hostels, guests houses, bungalows, rest houses, mountain chalets, private rooms and flats and other establishments for short accommodation.

Available Bed Capacity is the maximum number of bed-places on offer for each day of the reference month.

In the **revenues from nights spent** in accommodation establishments are included the sums paid by the guests, without the extra services.



Annex

Table 1

Activity of accommodation establishments in January 2019¹

Districts	Establishments - in numbers	Bed-places - in numbers	Available bed-nights - in numbers	Nights spent - in numbers		Arrivals in accommodation establishments - in numbers		Revenues from nights spent - Thousand BGN	
				Total	Of which: By foreigners	Total	Of which: Foreigners	Total	Of which: By foreigners
Total	1872	113575	3439837	889871	436714	382771	153726	51092	29378
Blagoevgrad	216	16743	501977	212628	161727	68145	44309	12393	9594
Burgas	70	4975	143597	18668	4908	9742	1534	988	345
Varna	139	12436	385312	38138	14066	18929	5860	2074	948
Veliko Tarnovo	100	4216	130596	16913	1986	9645	1284	671	108
Vidin	24	805	24065	2787	488	1742	298	103	19
Vratsa	23	827	25040	4295	494	1756	155	101	16
Gabrovo	54	2920	85745	10313	667	5431	301	365	41
Dobrich	41	4085	121057	8654	2754	4818	1520	465	157
Kardzhali	28	958	29698	3638	854	2002	510	155	47
Kyustendil	60	2534	78254	11335	1285	6483	623	463	71
Lovech	59	3268	94567	14667	1401	6287	438	558	60
Montana	21	1102	34082	3181	436	1863	160	129	20
Pazardzhik	47	3993	119784	50106	3653	21919	964	2660	239
Pernik	11	475	14725	2371	703	1390	331	95	42
Pleven	22	1201	37231	4330	1089	2545	485	191	83
Plovdiv	192	9270	278857	60242	11164	32240	4689	3122	768
Razgrad	13	616	19096	2619	666	1483	248	106	37
Ruse	47	1963	58567	8512	2273	5337	1285	459	153
Silistra	12	527	16267	1453	290	976	174	64	16
Sliven	44	1645	50002	4490	628	2654	251	190	47
Smolyan	278	12107	370924	125035	55044	38591	11398	6602	3299
Sofia	90	7475	223905	123282	82672	49412	30100	7144	5045
Sofia (stolitsa)	122	12065	373777	119613	76707	70031	42189	10005	7600
Stara Zagora	45	3359	99613	20088	2170	7416	693	983	176
Targovishte	15	585	18121	4457	2356	2568	1157	207	111
Haskovo	30	1390	43090	10389	4240	5264	1958	510	256
Shumen	52	1465	44819	5708	1344	2840	377	204	48
Yambol	17	570	17069	1959	649	1262	435	85	32

¹ In use.