



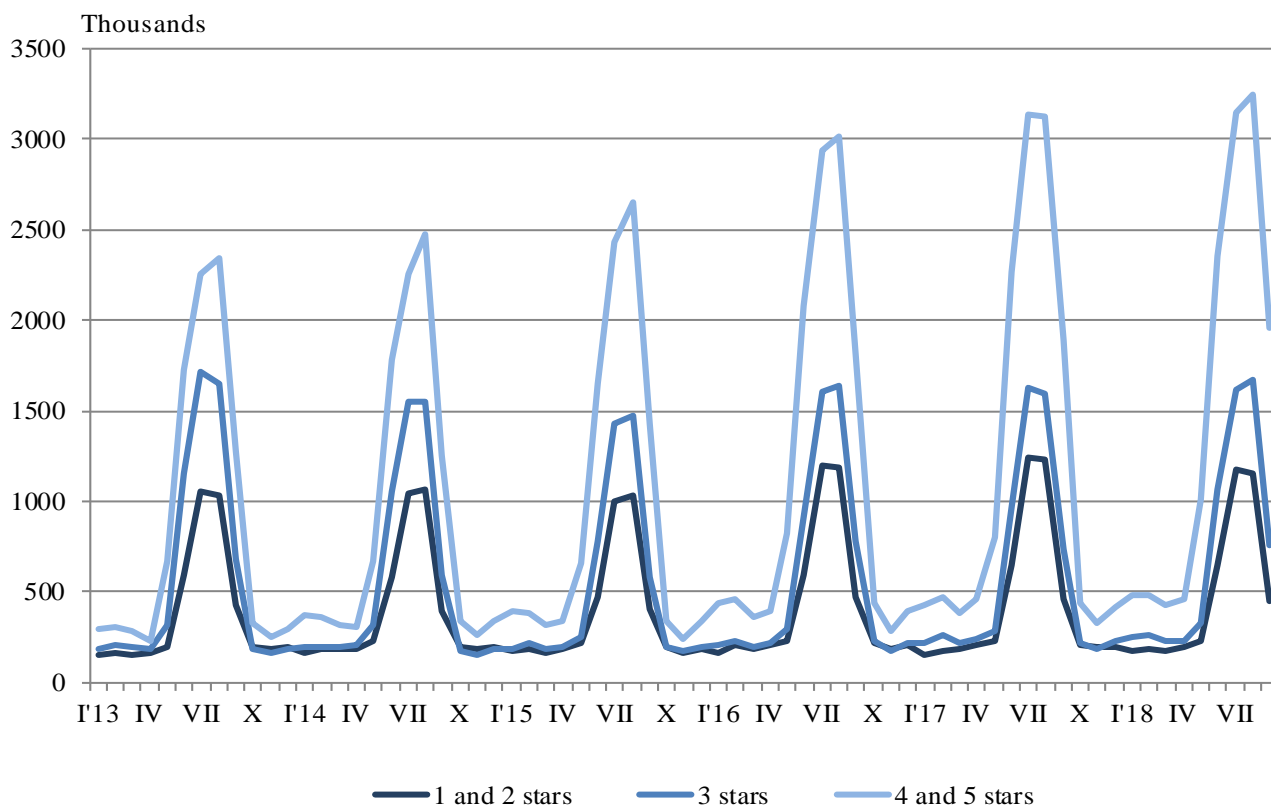
ACTIVITY OF ACCOMMODATION ESTABLISHMENTS IN SEPTEMBER 2018

In September 2018, 2 841 accommodation establishments - hotels, motels, camping sites, mountain chalets and other establishments for short-term accommodation with more than 10 bed-places were functioned in the country (Annex, Table 1). The total number of the rooms in them was 129.5 thousand and the bed-places were 292.4 thousand. In comparison with September 2017, the total number of accommodation establishments (functioned during the period) increased by 4.1% and the bed-places in them - by 2.4%.

The total number of the nights spent in all accommodation establishments registered in September 2018 was 3 168.5 thousand, or by 2.6% more in comparison with the same month of the previous year, as the greatest increase (by 3.8%) was observed in 4 and 5 stars accommodation establishments.

In September 2018, 73.5% of all nights spent by foreign citizens and 32.0% of all nights spent by Bulgarians were realized in 4 and 5 stars hotels. In 3 stars accommodation establishments were spent 21.1% of all nights by foreigners and 31.0% of all nights by Bulgarian residents, while in the rest of accommodation establishments (with 1 and 2 stars) they were 5.4% and 37.0% respectively.

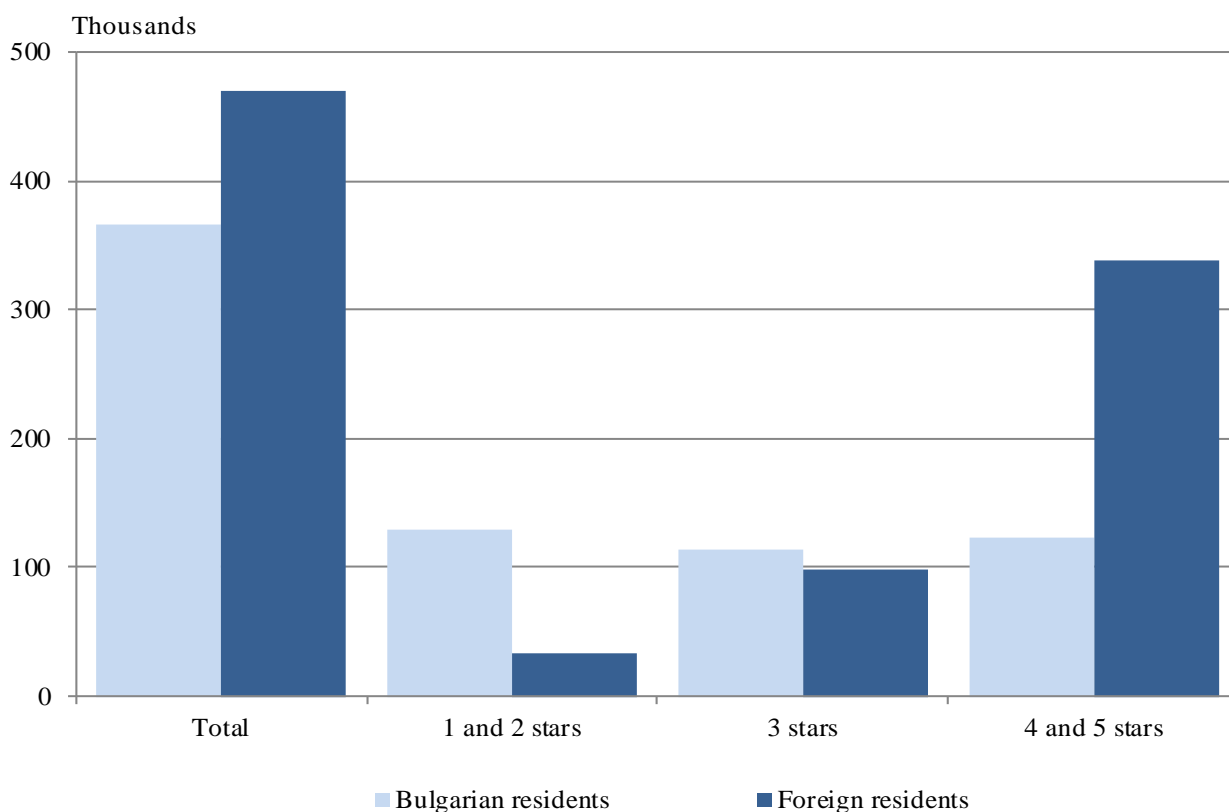
Figure 1. The nights spent in accommodation establishments by categories and months





In September 2018, the number of arrivals in all accommodation establishments increased by 4.8% compared to the same month of 2017 and reached 835.8 thousand, as an increase was registered for foreigners by 7.8% and by 1.2% for Bulgarians. Bulgarians spent the nights in accommodation establishments in September 2018 were 365.7 thousand and spent 2.4 nights on the average. The arrivals of foreigners were 470.1 thousand, on average 4.8 nights, 71.9% of them spent nights in hotels with 4 and 5 stars.

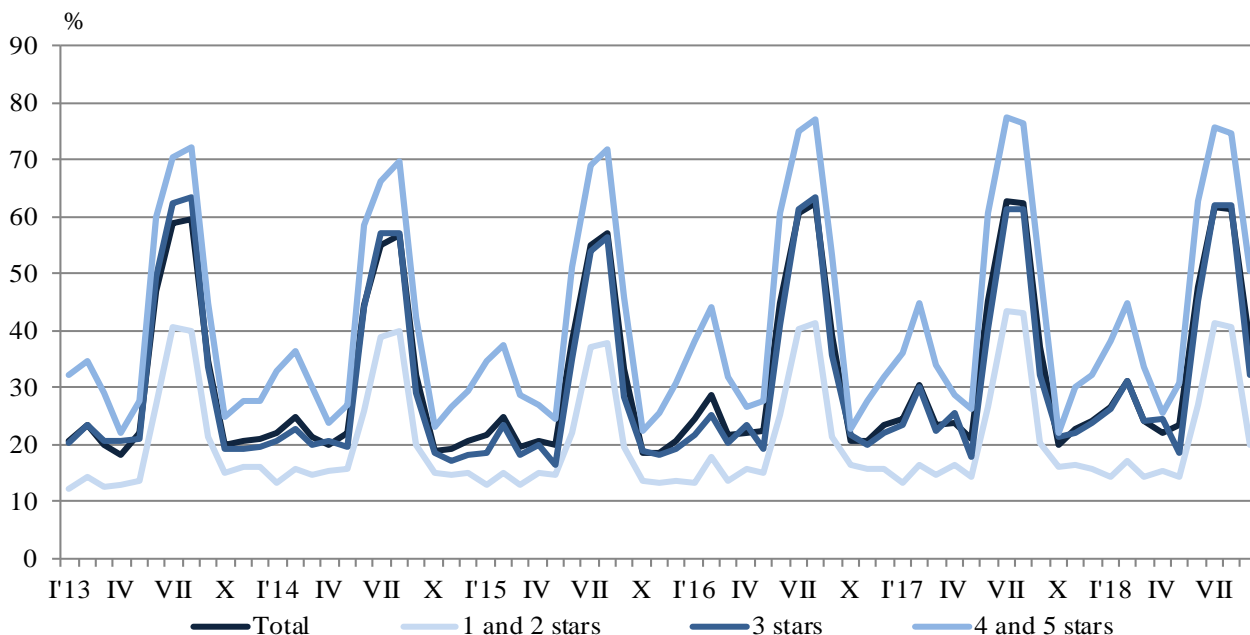
Figure 2. Arrivals in accommodation establishments by categories in September 2018



In September 2018, the total occupancy of the bed-places in accommodation establishments was 37.4%, remaining at the same level compared to September 2017. The highest was occupancy of the bed-places in 4 and 5 stars accommodation establishments - 50.5%, followed by 3 stars accommodation establishments - 32.2%, and with 1 and 2 stars - 20.1%.

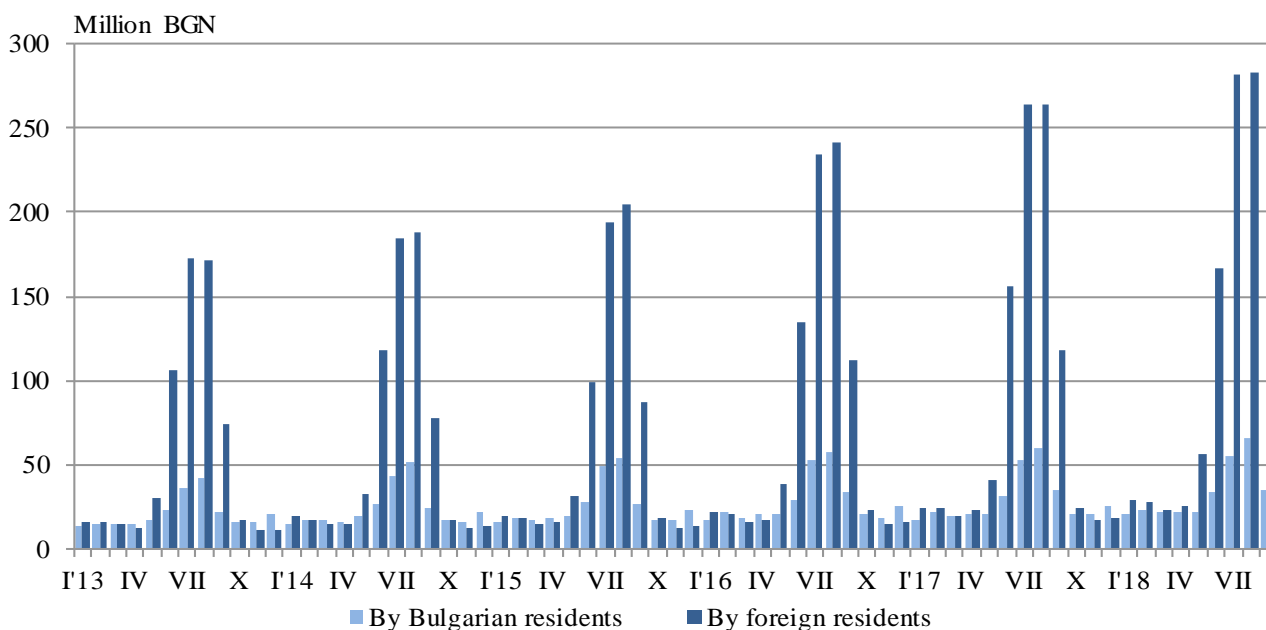


Figure 3. The occupation of the bed-places in accommodation establishments by categories and months



The total revenues from nights spent in September 2018 reached 164.2 million BGN or by 7.6% more compared to September 2017. An increase in revenues was registered from both foreigners - by 9.8% and Bulgarians - by 0.4%.

Figure 4. The revenues from nights spent in accommodation establishments by months





Methodological notes

Since 2012 the statistical survey on **accommodation establishments** has been carried out monthly in compliance with the Regulation 692/2011 of the European Parliament and of the Council concerning European statistics on tourism and the Regulation 1051/2011 of the Commission implementing Regulation 692/2011 of the European Parliament and of the Council concerning European statistics on tourism, as regards the structure of the quality reports and the transmission of the data.

All categorized hotels, camping sites and other types of accommodation establishments with more than 10 bed-places in use during the reporting period were included in the observation.

The indicator **other accommodation establishments** include the holiday settlements, hostels, guests houses, bungalows, rest houses, mountain chalets, private rooms and flats and other establishments for short accommodation.

Available Bed Capacity is the maximum number of bed-places on offer for each day of the reference month.

In the **revenues from nights spent** in accommodation establishments are included the sums paid by the guests, without the extra services.



Annex

Table 1

Activity of accommodation establishments in September 2018¹

Districts	Establishments - in numbers	Bed- places - in numbers	Available bed-nights - in numbers	Nights spent - in numbers		Arrivals in accommodation establishments - in numbers		Revenues from nights spent - Thousand BGN	
				Total	Of which: By foreigners	Total	Of which: Foreigners	Total	Of which: By foreigners
Total	2841	292399	8474371	3168523	2279729	835824	470153	164234	129451
Blagoevgrad	197	13724	398753	85996	22160	41532	9707	3873	1161
Burgas	581	111876	3182440	1365510	1136301	237111	176336	67370	59049
Varna	366	63516	1853989	779354	666543	155287	116900	42397	38117
Veliko									
Tarnovo	117	4870	146100	34500	11672	22399	8983	1332	554
Vidin	27	824	23090	6040	1500	3889	944	220	57
Vratsa	27	899	26460	6749	1279	3035	494	161	38
Gabrovo	68	3481	99049	20719	2712	11107	1574	655	127
Dobrich	143	25072	737328	259207	194608	58387	36561	14333	10924
Kardzhali	35	1124	33720	7825	1275	5139	827	306	63
Kyustendil	84	3181	95430	18712	3484	11575	2235	620	..
Lovech	74	3796	107806	23039	1348	11244	758	840	64
Montana	26	1269	38070	7580	451	3185	214	221	24
Pazardzhik	55	4445	128503	53398	5975	19692	1529	2369	371
Pernik	12	447	13410	2478	439	1495	226	79	..
Pleven	23	1239	33420	6966	1253	4017	782	296	92
Plovdiv	201	9644	285083	113032	49957	48843	16812	5566	2998
Razgrad	14	630	18900	4921	875	2718	601	194	52
Ruse	46	1952	57060	19463	7928	10893	3697	966	486
Silistra	14	527	15810	2891	579	2130	411	124	25
Sliven	53	1958	57960	8034	953	4211	622	276	60
Smolyan	271	9980	296434	39883	3079	19342	1511	1244	113
Sofia	101	7595	220746	48583	6893	23110	3121	1856	317
Sofia (stolitsa)	124	12316	369280	194516	146363	109820	79078	16684	13893
Stara Zagora	52	3660	105656	31885	4938	11802	2602	1182	310
Targovishte	17	652	19560	3320	726	1807	332	144	37
Haskovo	32	1455	43650	12552	4005	5595	1853	534	228
Shumen	59	1538	46110	7387	1571	4987	1179	257	64
Yambol	22	729	20554	3983	862	1472	264	135	44

¹ In use.

'..' - Confidential data.