



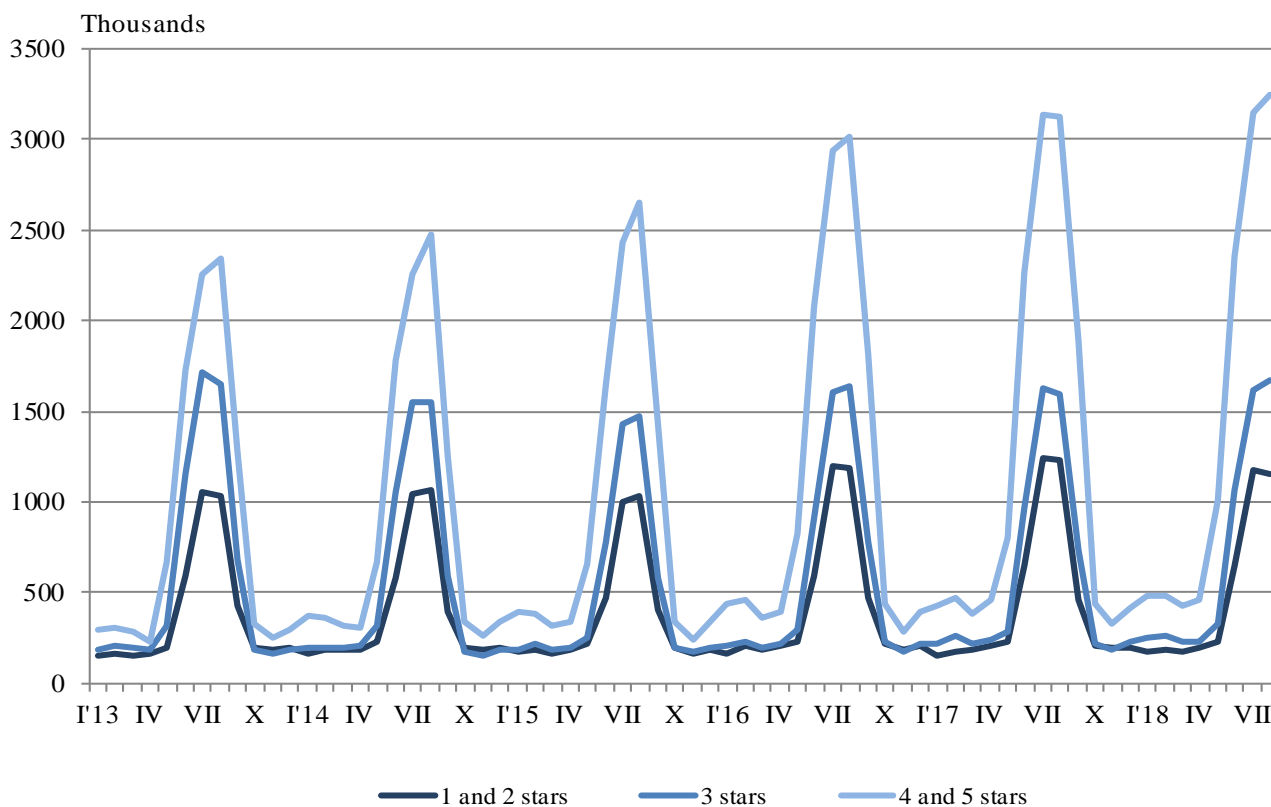
ACTIVITY OF ACCOMMODATION ESTABLISHMENTS IN AUGUST 2018

In August 2018, 3 229 accommodation establishments - hotels, motels, camping sites, mountain chalets and other establishments for short-term accommodation with more than 10 bed-places were functioned in the country (Annex, Table 1). The total number of the rooms in them was 137.7 thousand and the bed-places were 320.7 thousand. In comparison with August 2017, the total number of accommodation establishments (functioned during the period) increased by 2.7% and the bed-places in them - by 2.4%.

The total number of the nights spent in all accommodation establishments registered in August 2018 was 6 080.4 thousand, or by 2.3% more in comparison with the same month of the previous year, as the greatest increase (by 5.0%) was observed in 3 stars accommodation establishments.

In August 2018, 63.7% of all nights spent by foreign citizens and 26.1% of all nights spent by Bulgarians were realized in 4 and 5 stars hotels. In 3 stars accommodation establishments were spent 27.6% of all nights by foreigners and 27.2% of all nights by Bulgarian residents, while in the rest of accommodation establishments (with 1 and 2 stars) they were 8.7% and 46.7% respectively.

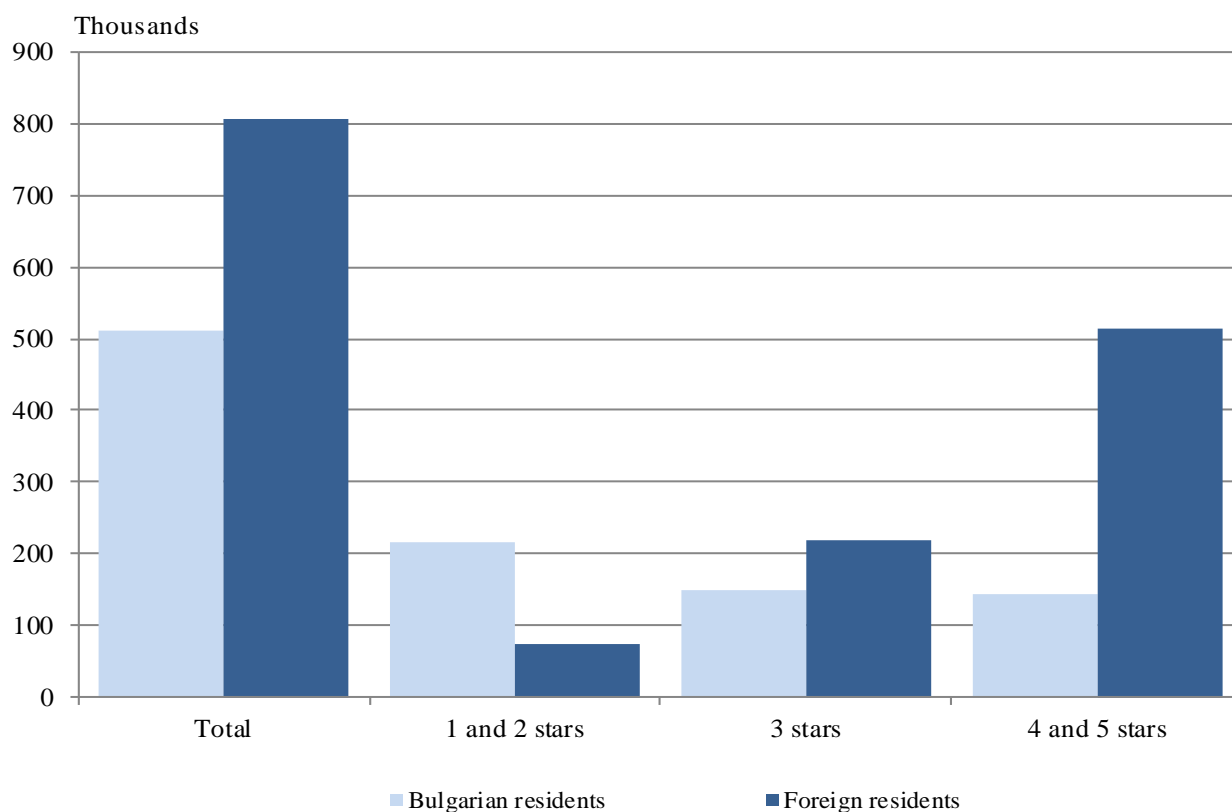
Figure 1. The nights spent in accommodation establishments by categories and months





In August 2018, the number of arrivals in all accommodation establishments increased by 4.9% compared to the same month of 2017 and reached 1 317.8 thousand, as an increase was registered for foreigners by 5.9% and by 3.3% for Bulgarians. Bulgarians spent the nights in accommodation establishments in August 2018 were 510.2 thousand and spent 3.2 nights on the average. The arrivals of foreigners were 807.6 thousand, as 63.6% of them spent nights in hotels with 4 and 5 stars. On the average 5.5 nights were spent by foreigners.

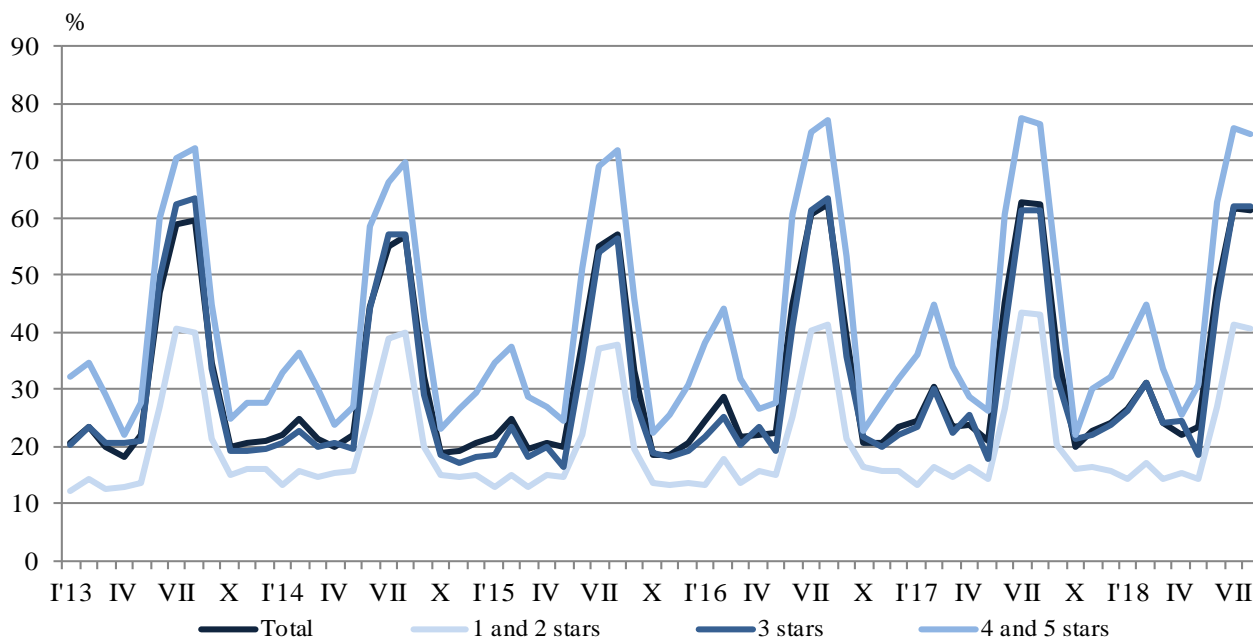
Figure 2. Arrivals in accommodation establishments by categories in August 2018



In August 2018, the total occupancy of the bed-places in accommodation establishments was 61.5%, as compared to August 2017 decreased by 0.8 percentage points. The highest was occupancy of the bed-places in 4 and 5 stars accommodation establishments - 74.7%, followed by 3 stars accommodation establishments - 62.1%, and with 1 and 2 stars - 40.7%.

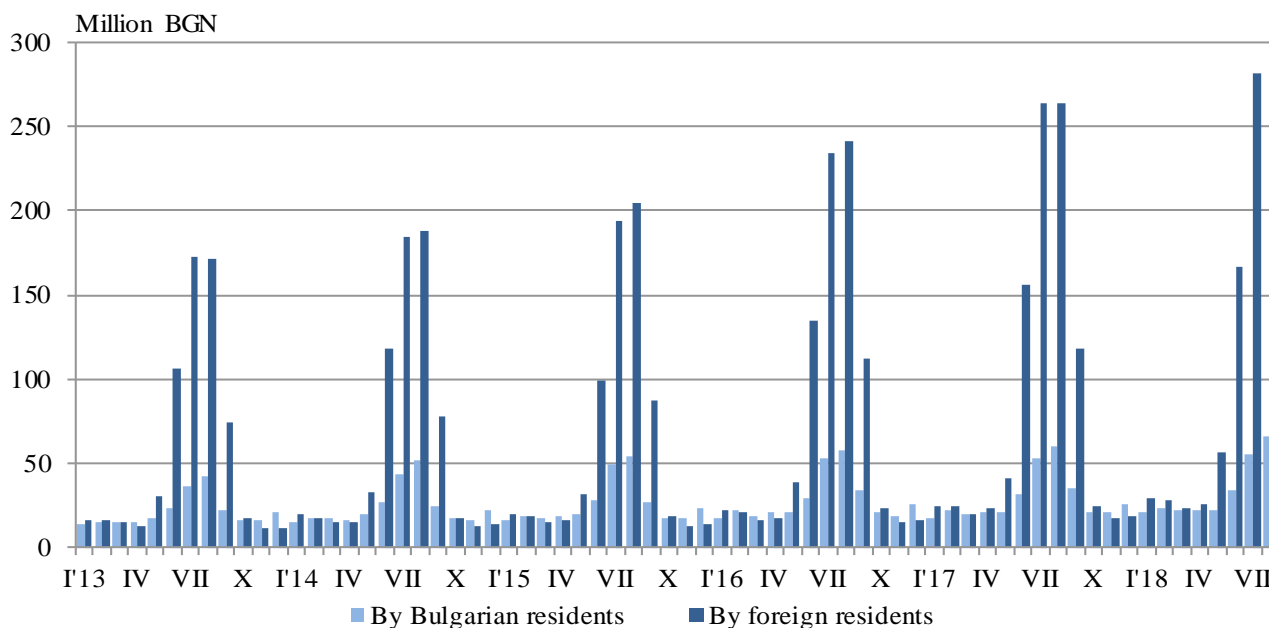


Figure 3. The occupation of the bed-places in accommodation establishments by categories and months



The total revenues from nights spent in August 2018 reached 348.0 million BGN or by 7.5% more compared to August 2017. An increase in revenues was registered from both Bulgarians - by 9.0% and foreigners - by 7.2%.

Figure 4. The revenues from nights spent in accommodation establishments by months





Methodological notes

Since 2012 the statistical survey on **accommodation establishments** has been carried out monthly in compliance with the Regulation 692/2011 of the European Parliament and of the Council concerning European statistics on tourism and the Regulation 1051/2011 of the Commission implementing Regulation 692/2011 of the European Parliament and of the Council concerning European statistics on tourism, as regards the structure of the quality reports and the transmission of the data.

All categorized hotels, camping sites and other types of accommodation establishments with more than 10 bed-places in use during the reporting period were included in the observation.

The indicator **other accommodation establishments** include the holiday settlements, hostels, guests houses, bungalows, rest houses, mountain chalets, private rooms and flats and other establishments for short accommodation.

Available Bed Capacity is the maximum number of bed-places on offer for each day of the reference month.

In the **revenues from nights spent** in accommodation establishments are included the sums paid by the guests, without the extra services.



Annex

Table 1

Activity of accommodation establishments in August 2018¹

Districts	Establishments - in numbers	Bed- places - in numbers	Available bed-nights - in numbers	Nights spent - in numbers		Arrivals in accommodation establishments - in numbers		Revenues from nights spent - Thousand BGN	
				Total	Of which: By foreigners	Total	Of which: Foreigners	Total	Of which: By foreigners
Total	3229	320682	9886962	6080415	4423107	1317855	807639	348022	282638
Blagoevgrad	204	14230	421849	143294	44100	59814	16132	5917	2103
Burgas	826	126929	3944969	2899440	2288075	479757	351818	164980	141321
Varna	450	70445	2183795	1545171	1299607	280796	220733	98532	89074
Veliko Tarnovo	121	5174	160134	42794	13103	24747	9816	1518	636
Vidin	28	815	25027	5566	1565	3749	1151	214	69
Vratsa	26	889	27559	7544	1197	3355	554	191	39
Gabrovo	69	3503	104222	29504	2917	12847	1411	864	135
Dobrich	167	29669	908083	701032	537027	130350	91117	43496	34260
Kardzhali	33	1063	32953	8010	1707	5059	972	344	82
Kyustendil	87	3288	101928	25935	3635	15600	2273	801	..
Lovech	75	3848	116066	34047	2213	14685	1293	1152	100
Montana	26	1197	36913	9637	994	4429	348	289	42
Pazardzhik	55	4551	139080	79790	12751	24568	2384	3331	639
Pernik	12	491	15221	3387	454	2139	284	93	..
Pleven	24	1251	33681	6623	1426	3687	887	261	88
Plovdiv	201	9634	296983	111728	41026	48338	16014	4728	1791
Razgrad	15	662	20522	4545	925	2948	668	176	48
Ruse	49	1999	60347	17295	7016	10394	4171	802	360
Silistra	13	511	15771	4191	758	2499	621	157	31
Sliven	60	2050	63538	9483	1359	5309	777	331	85
Smolyan	288	10766	332262	81252	8178	32350	3028	2697	315
Sofia	99	7624	229800	83412	15134	30282	5022	2863	681
Sofia (stolitsa)	120	12105	373703	164115	125590	93814	70185	11964	9880
Stara Zagora	52	3650	108501	32750	4276	11439	2308	1192	296
Targovishte	17	652	20198	4479	1747	2369	525	174	52
Haskovo	32	1455	45003	13755	4386	5909	1867	522	215
Shumen	59	1542	47495	7413	1212	4993	948	294	58
Yambol	21	689	21359	4223	729	1629	332	139	34

¹ In use.

'..' - Confidential data.