



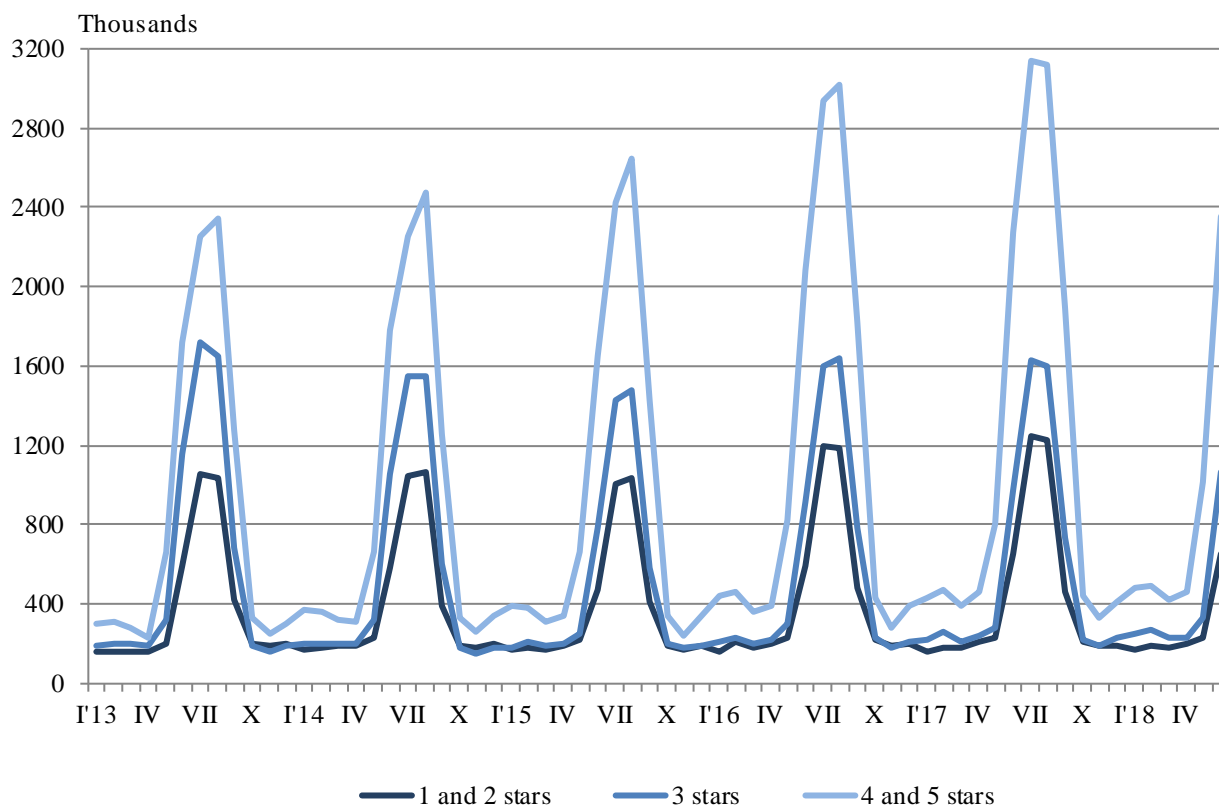
ACTIVITY OF ACCOMMODATION ESTABLISHMENTS IN JUNE 2018

In June 2018, 2 890 accommodation establishments - hotels, motels, camping sites, mountain chalets and other establishments for short-term accommodation with more than 10 bed-places were functioned in the country (Annex, Table 1). The total number of the rooms in them was 130.1 thousand and the bed-places were 290.0 thousand. In comparison with June 2017, the total number of accommodation establishments (functioned during the period) increased by 4.3%, while the bed-places in them decreases by 1.7%.

The total number of the nights spent in all accommodation establishments registered in June 2018 was 4 064.4 thousand, or by 4.5% more in comparison with the same month of the previous year, as the greatest increase (by 9.5%) was observed in 3 stars accommodation establishments.

In June 2018, 66.0% of all nights spent by foreign citizens and 31.8% of all nights spent by Bulgarians were realized in 4 and 5 stars hotels. In 3 stars accommodation establishments were spent 24.9% of all nights by foreigners and 30.2% of all nights by Bulgarian residents, while in the rest of accommodation establishments (with 1 and 2 stars) they were 9.1% and 38.0% respectively.

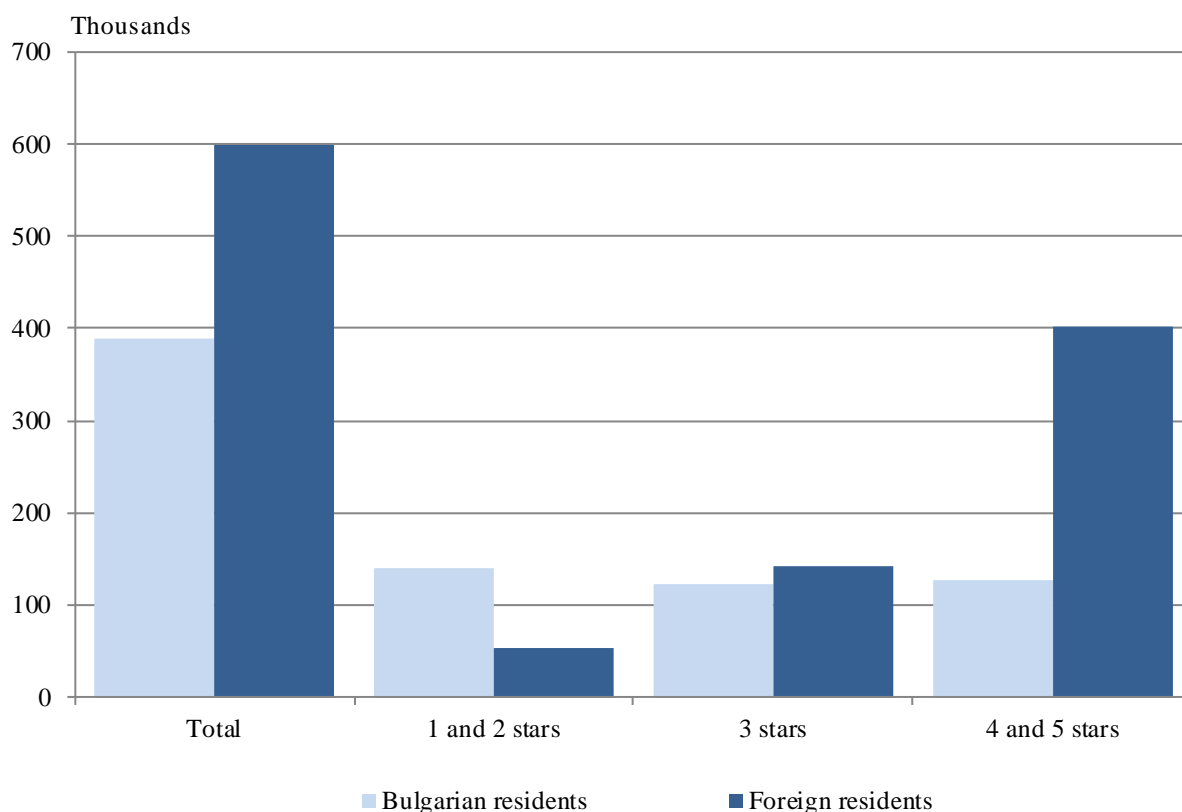
Figure 1. The nights spent in accommodation establishments by categories and months





In June 2018, the number of arrivals in all accommodation establishments increased by 6.7% compared to the same month of 2017 and reached 988.8 thousand, as an increase was registered for Bulgarians by 6.9% and for foreigners - by 6.5%. Bulgarians spent the nights in accommodation establishments in June 2018 were 389.1 thousand and spent 2.5 nights on the average. The arrivals of foreigners were 599.8 thousand, as 67.2% of them spent nights in hotels with 4 and 5 stars. On the average 5.2 nights were spent by foreigners.

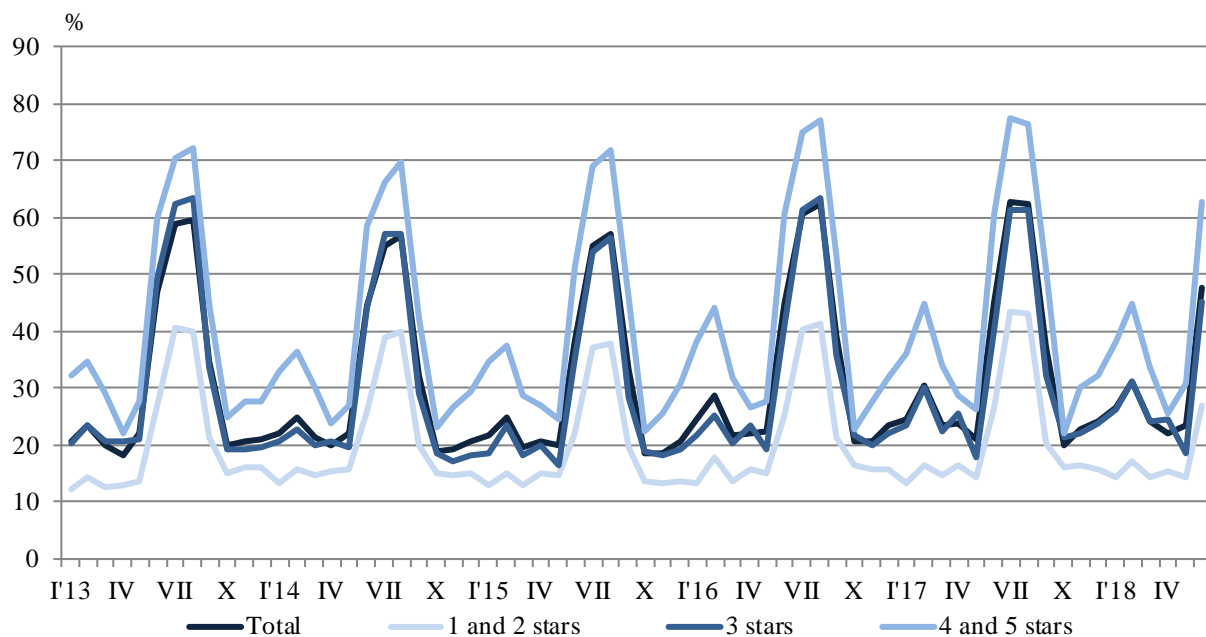
Figure 2. Arrivals in accommodation establishments by categories in June 2018



In June 2018, the total occupancy of the bed-places in accommodation establishments was 47.7%, as compared to June 2017 increased by 2.5 percentage points. The highest was occupancy of the bed-places in 4 and 5 stars accommodation establishments - 62.9%, followed by 3 stars accommodation establishments - 45.2%, and with 1 and 2 stars - 26.8%.

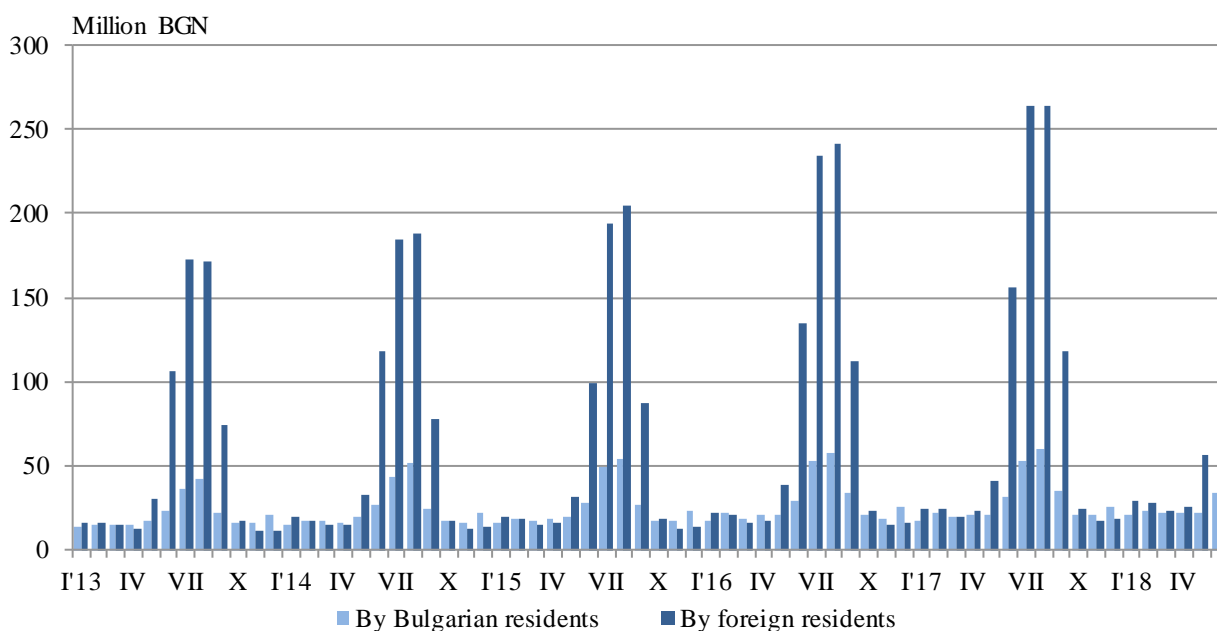


Figure 3. The occupation of the bed-places in accommodation establishments by categories and months



The total revenues from nights spent in June 2018 reached 200.3 million BGN or by 6.5% more compared to June 2017. An increase in revenues was registered from both Bulgarians - by 7.2% and foreigners - by 6.4%.

Figure 4. The revenues from nights spent in accommodation establishments by months





Methodological notes

Since 2012 the statistical survey on **accommodation establishments** has been carried out monthly in compliance with the Regulation 692/2011 of the European Parliament and of the Council concerning European statistics on tourism and the Regulation 1051/2011 of the Commission implementing Regulation 692/2011 of the European Parliament and of the Council concerning European statistics on tourism, as regards the structure of the quality reports and the transmission of the data.

All categorized hotels, camping sites and other types of accommodation establishments with more than 10 bed-places in use during the reporting period were included in the observation.

The indicator **other accommodation establishments** include the holiday settlements, hostels, guests houses, bungalows, rest houses, mountain chalets, private rooms and flats and other establishments for short accommodation.

Available Bed Capacity is the maximum number of bed-places on offer for each day of the reference month.

In the **revenues from nights spent** in accommodation establishments are included the sums paid by the guests, without the extra services.



Annex

Table 1

Activity of accommodation establishments in June 2018¹

| Districts | Establishments - in numbers | Bed- places - in numbers | Available bed-nights - in numbers | Nights spent - in numbers | | Arrivals in accommodation establishments - in numbers | | Revenues from nights spent - Thousand BGN | |
|-------------------|--------------------------------|--------------------------------|---|------------------------------|-------------------------------|--|-------------------------|---|-------------------------------|
| | | | | Total | Of which: By foreigners | Total | Of which: Foreigners | Total | Of which: By foreigners |
| Total | 2890 | 289977 | 8514955 | 4064438 | 3103932 | 988832 | 599764 | 200259 | 166337 |
| Blagoevgrad | 190 | 12685 | 362252 | 73368 | 19555 | 37892 | 8971 | 3245 | 1050 |
| Burgas | 620 | 109105 | 3188479 | 1873698 | 1559839 | 311075 | 237327 | 85876 | 77411 |
| Varna | 376 | 64068 | 1897210 | 1019674 | 909711 | 200073 | 160833 | 53455 | 49280 |
| Veliko Tarnovo | 120 | 5132 | 153960 | 40315 | 14633 | 24699 | 10213 | 1470 | 674 |
| Vidin | 27 | 810 | 23436 | 5362 | 1591 | 4050 | 1234 | 206 | 66 |
| Vratsa | 24 | 846 | 24845 | 9415 | 1547 | 4595 | 632 | 240 | 49 |
| Gabrovo | 69 | 3608 | 101773 | 23259 | 2862 | 13816 | 1696 | 670 | 133 |
| Dobrich | 154 | 26313 | 771868 | 430215 | 360559 | 82196 | 59665 | 21595 | 18225 |
| Kardzhali | 34 | 1095 | 31619 | 7763 | 1276 | 4620 | 718 | 282 | 59 |
| Kyustendil | 81 | 3101 | 93030 | 15898 | 3455 | 10177 | 2063 | 569 | .. |
| Lovech | 73 | 3811 | 107757 | 25037 | 1447 | 13722 | 967 | 929 | 70 |
| Montana | 26 | 1179 | 35370 | 7457 | 554 | 3725 | 242 | 228 | 26 |
| Pazardzhik | 54 | 4438 | 129247 | 49977 | 8115 | 19167 | 1716 | 2072 | 518 |
| Pernik | 12 | 477 | 14310 | 2818 | 415 | 1556 | 237 | 92 | .. |
| Pleven | 23 | 1219 | 33437 | 8146 | 1530 | 5105 | 970 | 304 | 107 |
| Plovdiv | 198 | 9554 | 285721 | 105671 | 40359 | 52738 | 16049 | 4955 | 2229 |
| Razgrad | 16 | 707 | 21210 | 5780 | 940 | 2541 | 448 | 187 | 38 |
| Ruse | 49 | 1999 | 58470 | 17762 | 6541 | 10776 | 3670 | 864 | 364 |
| Silistra | 13 | 515 | 15450 | 3224 | 834 | 2391 | 664 | 131 | 33 |
| Sliven | 57 | 1997 | 58890 | 9103 | 2173 | 5534 | 1003 | 339 | 115 |
| Smolyan | 273 | 10128 | 303340 | 33942 | 3526 | 18363 | 1684 | 1091 | 140 |
| Sofia | 94 | 7289 | 215074 | 43111 | 7509 | 22025 | 3569 | 1642 | 335 |
| Sofia (stolitsa) | 121 | 11877 | 356310 | 187496 | 139216 | 107791 | 77820 | 17303 | 14440 |
| Stara Zagora | 53 | 3599 | 103934 | 35302 | 6774 | 13693 | 3573 | 1348 | 380 |
| Targovishte | 17 | 652 | 19560 | 4622 | 760 | 2430 | 428 | 169 | 41 |
| Haskovo | 34 | 1510 | 41048 | 15128 | 5993 | 6897 | 2242 | 575 | 263 |
| Shumen | 61 | 1550 | 46500 | 7670 | 1333 | 5304 | 771 | 286 | 56 |
| Yambol | 21 | 713 | 20855 | 3225 | 885 | 1881 | 359 | 136 | 46 |

¹ In use.

'..' - Confidential data.