



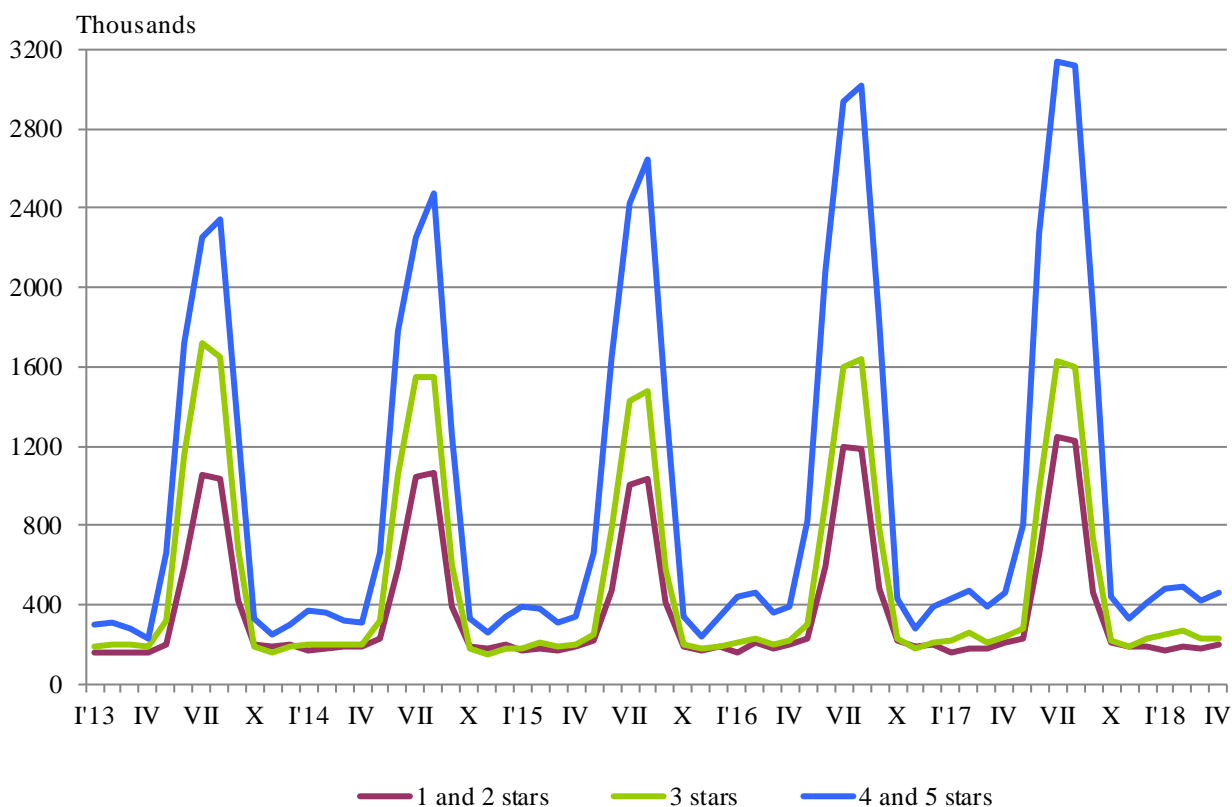
ACTIVITY OF ACCOMMODATION ESTABLISHMENTS IN APRIL 2018

In April 2018, 2 037 accommodation establishments - hotels, motels, camping sites, mountain chalets and other establishments for short-term accommodation with more than 10 bed-places were functioned in the country (Annex, Table 1). The total number of the rooms in them was 68.8 thousand and the bed-places were 143.6 thousand. In comparison with April 2017, the total number of accommodation establishments (functioned during the period) increased by 3.7%, while the bed-places in them decreased by 3.4%.

The total number of the nights spent in all accommodation establishments registered in April 2018 was 895.0 thousand, or by 1.4% less in comparison with the same month of the previous year, as the greatest decrease (by 3.6%) was observed in 1 and 2 stars accommodation establishments.

In April 2018, 73.4% of all nights spent by foreign citizens and 36.1% of all nights spent by Bulgarians were realized in 4 and 5 stars hotels. In 3 stars accommodation establishments were spent 18.9% of all nights by foreigners and 31.1% of all nights by Bulgarian residents, while in the rest of accommodation establishments (with 1 and 2 stars) they were 7.7% and 32.8% respectively.

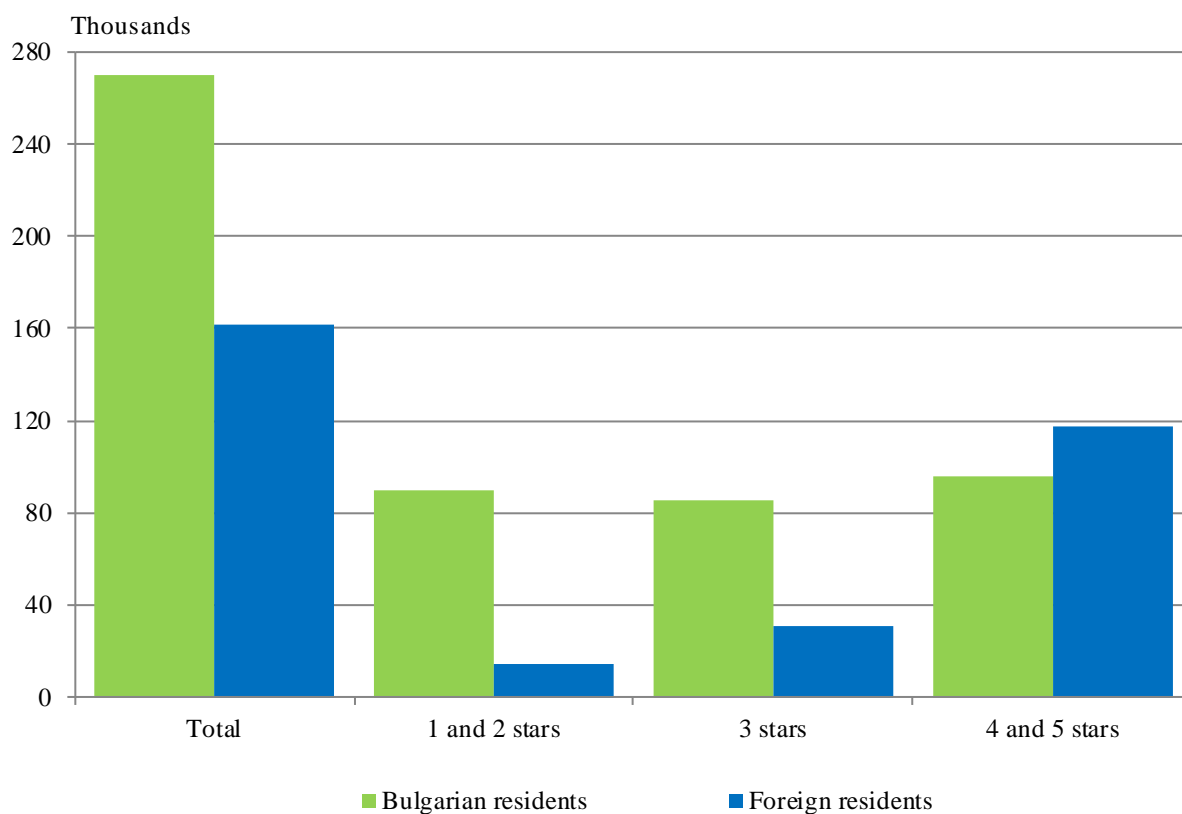
Figure 1. The nights spent in accommodation establishments by categories and months





In April 2018, the number of arrivals in all accommodation establishments decreased by 0.8% compared to the same month of 2017 and reached 432.2 thousand, as a decrease was registered for Bulgarians by 4.2% and an increased - by 5.5% for foreigners. Bulgarians spent the nights in accommodation establishments in April 2018 were 270.2 thousand and spent 1.9 nights on the average. The arrivals of foreigners were 162.0 thousand, as 72.5% of them spent nights in hotels with 4 and 5 stars. On the average 2.3 nights were spent by foreigners.

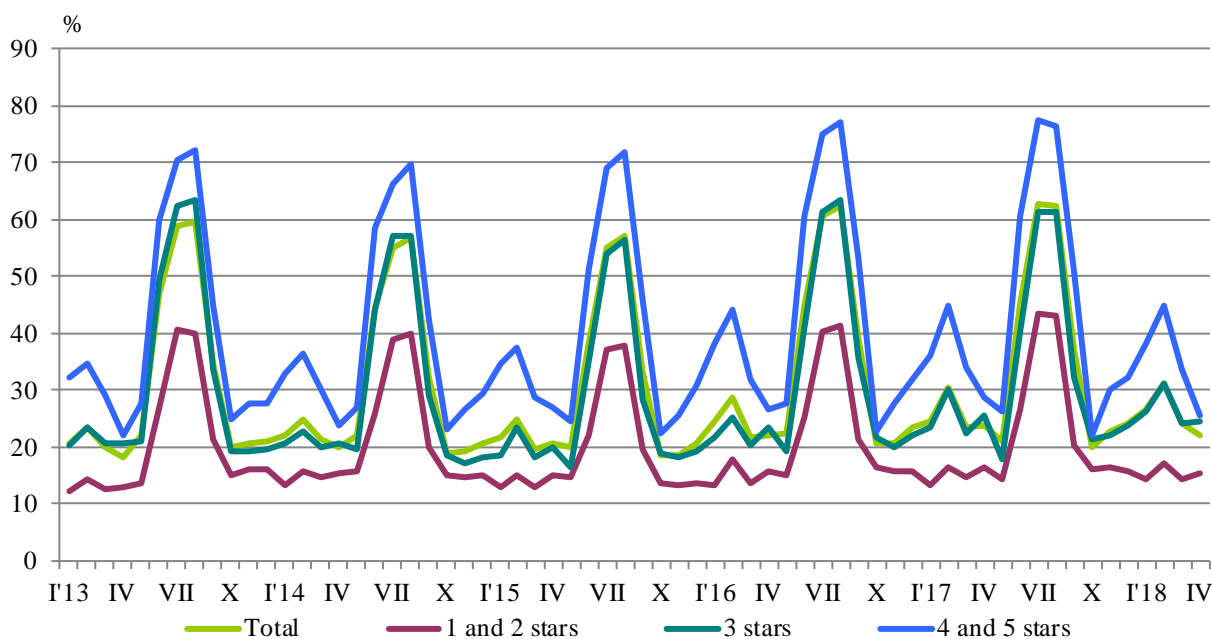
Figure 2. Arrivals in accommodation establishments by categories in April 2018



In April 2018, the total occupancy of the bed-places in accommodation establishments was 22.0%, as compared to April 2017 decreased by 1.9 percentage points. The highest was occupancy of the bed-places in 4 and 5 stars accommodation establishments - 25.4%, followed by 3 stars accommodation establishments - 24.4%, and with 1 and 2 stars - 15.4%.

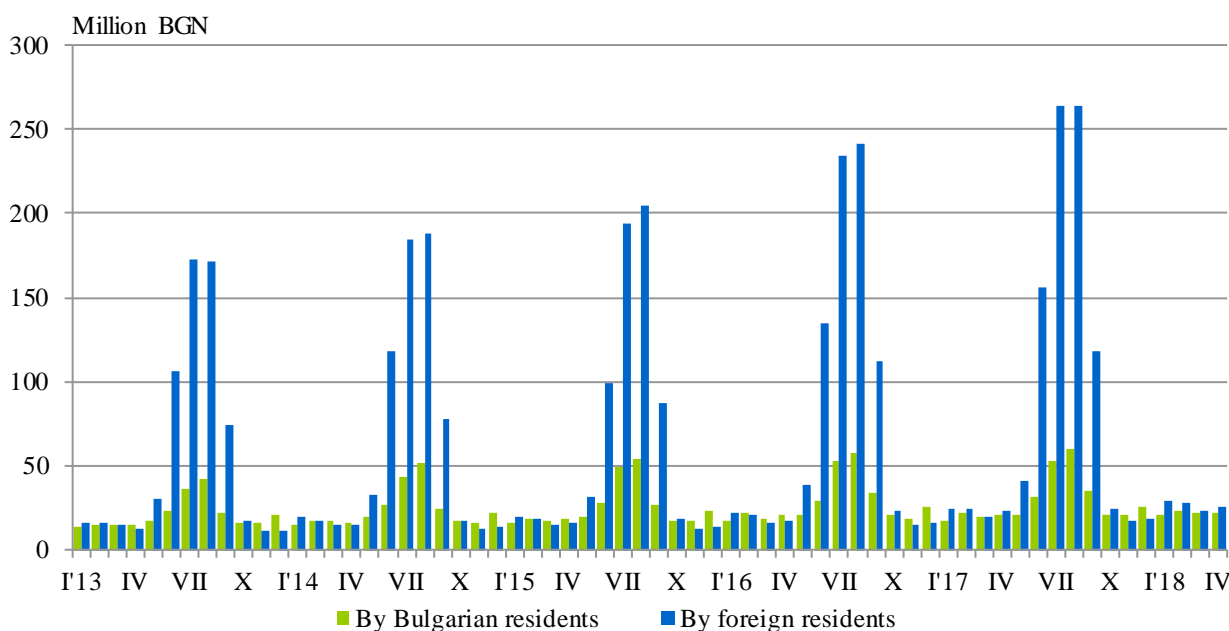


Figure 3. The occupation of the bed-places in accommodation establishments by categories and months



The total revenues from nights spent in April 2018 reached 47.1 million BGN or by 6.4% more compared to April 2017. An increase in revenues was registered from both foreigners - by 9.9% and Bulgarians - by 2.6%.

Figure 4. The revenues from nights spent in accommodation establishments by months





Methodological notes

Since 2012 the statistical survey on **accommodation establishments** has been carried out monthly in compliance with the Regulation 692/2011 of the European Parliament and of the Council concerning European statistics on tourism and the Regulation 1051/2011 of the Commission implementing Regulation 692/2011 of the European Parliament and of the Council concerning European statistics on tourism, as regards the structure of the quality reports and the transmission of the data.

All categorized hotels, camping sites and other types of accommodation establishments with more than 10 bed-places in use during the reporting period were included in the observation.

The indicator **other accommodation establishments** include the holiday settlements, hostels, guests houses, bungalows, rest houses, mountain chalets, private rooms and flats and other establishments for short accommodation.

Available Bed Capacity is the maximum number of bed-places on offer for each day of the reference month.

In the **revenues from nights spent** in accommodation establishments are included the sums paid by the guests, without the extra services.



Annex

Table 1

Activity of accommodation establishments in April 2018¹

Districts	Establishments - in numbers	Bed- places - in numbers	Available bed-nights - in numbers	Nights spent - in numbers		Arrivals in accommodation establishments - in numbers		Revenues from nights spent - Thousand BGN	
				Total	Of which: By foreigners	Total	Of which: Foreigners	Total	Of which: By foreigners
Total	2037	143576	4071999	894964	372788	432178	162023	47083	25625
Blagoevgrad	185	13126	373014	77899	21221	34231	8408	3603	1209
Burgas	103	14029	382535	63257	32099	27229	12108	2835	1593
Varna	186	31874	831451	140436	100152	56288	35350	7082	5239
Veliko Tarnovo	115	4846	143830	31718	7391	19237	4827	1248	391
Vidin	27	810	22096	4882	884	3441	597	176	36
Vratsa	25	863	24100	6227	1346	3166	483	171	48
Gabrovo	66	3447	99052	20646	1849	10528	754	650	99
Dobrich	68	8227	244030	43397	29485	17451	10442	2478	1680
Kardzhali	34	1102	31647	6038	1224	4166	853	241	62
Kyustendil	71	2783	83490	10922	1877	6717	1015	414	..
Lovech	72	3738	105923	22196	748	11328	479	822	35
Montana	24	1131	33930	5493	510	2653	233	158	19
Pazardzhik	50	4142	121758	46611	4577	19008	1334	2098	273
Pernik	11	439	13093	2296	352	1185	135	73	..
Pleven	24	1251	33269	6892	903	4272	522	269	62
Plovdiv	189	9396	281178	87040	20734	43905	9898	3978	1219
Razgrad	14	626	18780	3043	653	2228	433	129	36
Ruse	48	1972	57660	16163	5535	9226	2342	793	318
Silistra	12	492	14760	2510	453	1801	311	102	19
Sliven	55	1961	58067	7276	1349	4133	578	273	75
Smolyan	267	10231	298586	36037	2089	17137	862	1234	85
Sofia	94	7525	220019	43070	9139	19113	2963	1634	393
Sofia (stolitsa)	120	11835	354620	156924	115410	89933	62489	14492	11966
Stara Zagora	48	3436	97101	25809	3538	10047	1343	1094	269
Targovishte	17	660	19800	3934	814	2266	446	173	43
Haskovo	31	1350	40500	12484	5152	5477	1906	481	240
Shumen	61	1584	47250	8493	2188	4537	621	243	38
Yambol	20	700	20460	3271	1116	1475	291	139	61

¹ In use.

“..” Confidential data.