



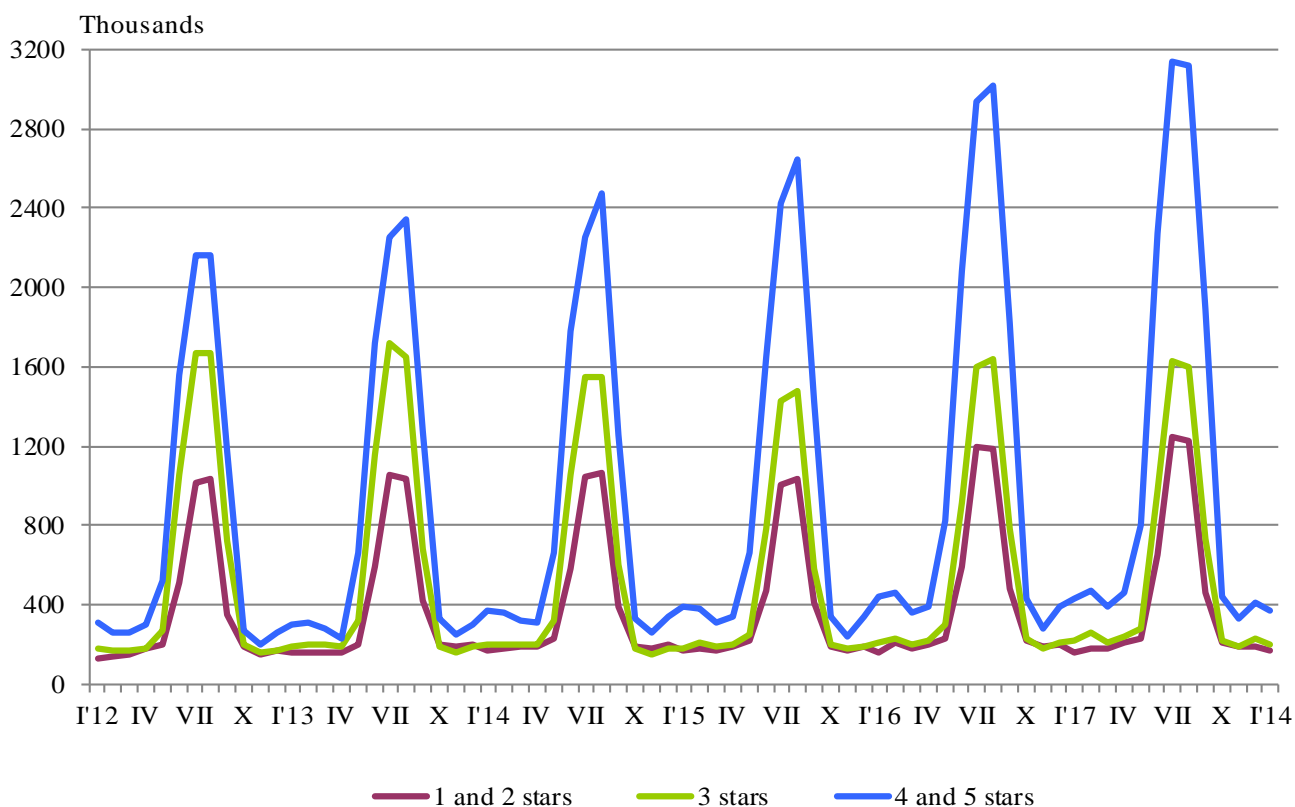
ACTIVITY OF ACCOMMODATION ESTABLISHMENTS IN JANUARY 2018

In January 2018, 1 894 accommodation establishments - hotels, motels, camping sites, mountain chalets and other establishments for short-term accommodation with more than 10 bed-places were functioned in the country (Annex, Table 1). The total number of the rooms in them was 56.2 thousand and the bed-places were 113.5 thousand. In comparison with January 2017, the total number of accommodation establishments (functioned during the period) increased by 5.4%, and the bed-places in them - by 3.7%.

The total number of the nights spent in all accommodation establishments registered in January 2018 was 910.0 thousand, or by 13.5% more in comparison with the same month of the previous year, as the greatest increase (by 15.8%) was observed in 3 stars accommodation establishments.

In January 2018, 70.7% of all nights spent by foreign citizens and 35.9% of all nights spent by Bulgarians were realized in 4 and 5 stars hotels. In 3 stars accommodation establishments were spent 22.9% of all nights by foreigners and 33.0% of all nights by Bulgarian residents, while in the rest of accommodation establishments (with 1 and 2 stars) they were 6.4% and 31.1% respectively.

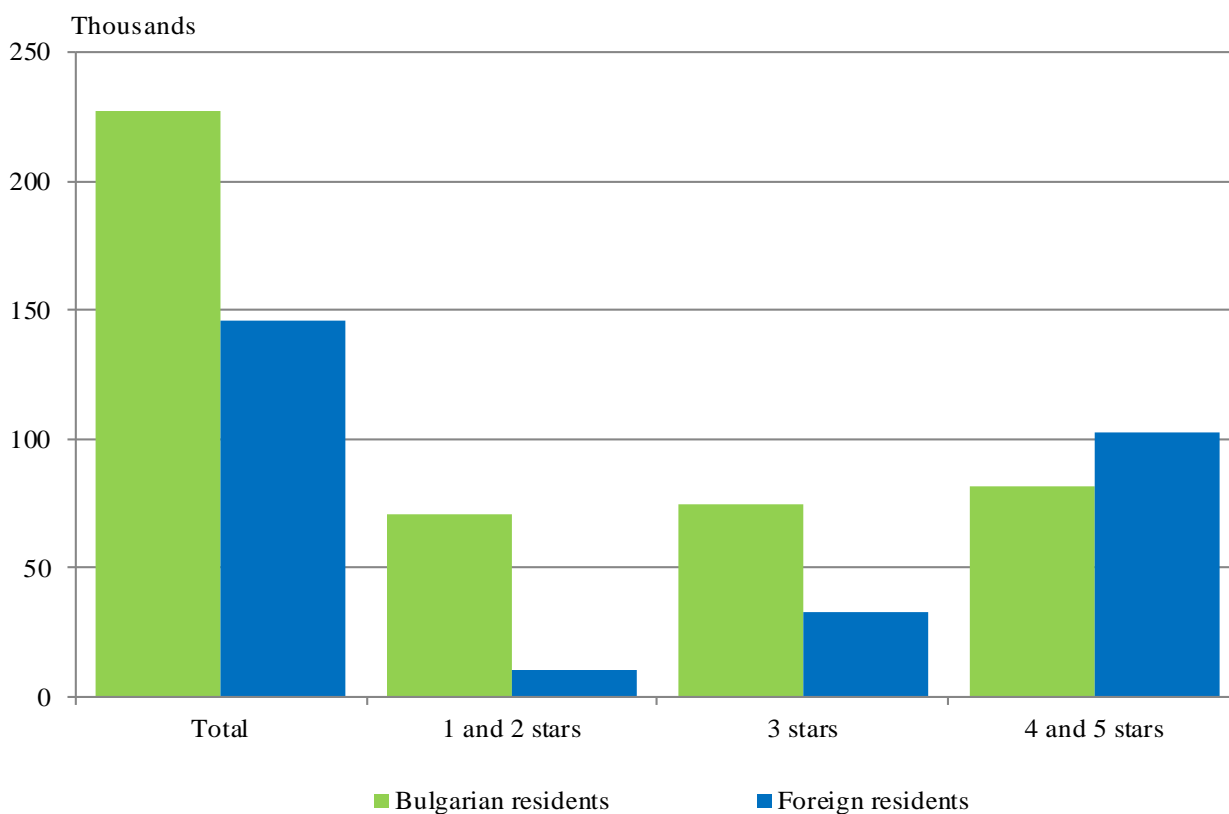
Figure 1. The nights spent in accommodation establishments by categories and months





In January 2018, the number of arrivals in all accommodation establishments increased by 11.5% compared to the same month of 2017 and reached 373.0 thousand, as an increase by 13.6% for foreigners and by 10.1% for Bulgarians was registered. Bulgarians spent the nights in accommodation establishments in January 2018 were 227.4 thousand and spent 2.0 nights on the average. The arrivals of foreigners were 145.6 thousand, as 70.4% of them spent nights in hotels with 4 and 5 stars. On the average 3.1 nights were spent by foreigners.

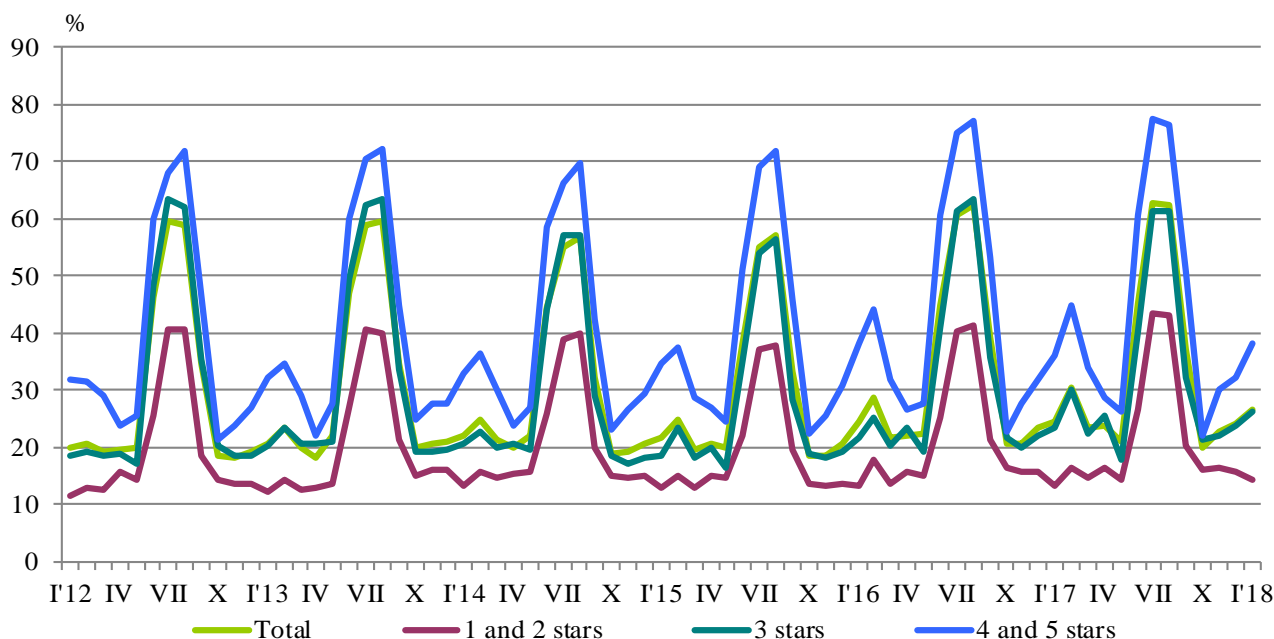
Figure 2. Arrivals in accommodation establishments by categories in January 2018



In January 2018, the total occupancy of the bed-places in accommodation establishments was 26.6%, as compared to January 2017 increased by 2.1 percentage points. The highest was occupancy of the bed-places in 4 and 5 stars accommodation establishments - 38.3%, followed by 3 stars accommodation establishments - 26.2%, and with 1 and 2 stars - 14.4%.

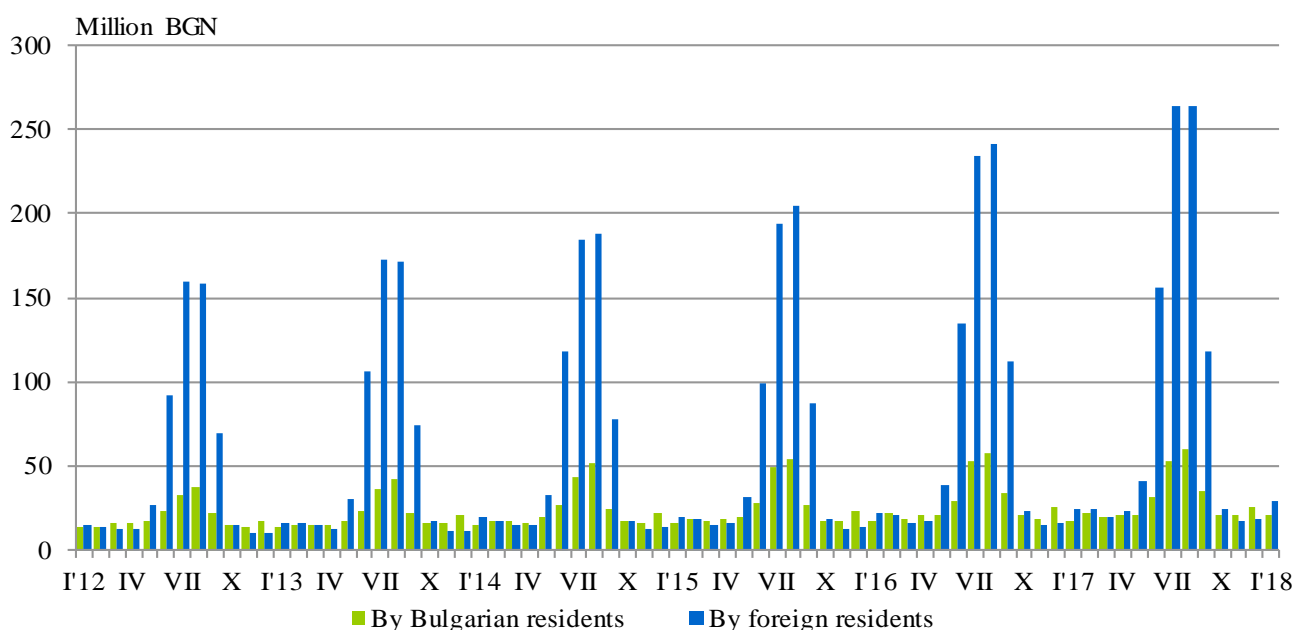


Figure 3. The occupation of the bed-places in accommodation establishments by categories and months



The total revenues from nights spent in January 2018 reached 50.0 million BGN or by 20.2% more compared to January 2017. An increase in revenues was registered from both foreigners - by 21.8% and Bulgarians - by 18.0%.

Figure 4. The revenues from nights spent in accommodation establishments by months





Methodological notes

Since 2012 the statistical survey on **accommodation establishments** has been carried out monthly in compliance with the Regulation 692/2011 of the European Parliament and of the Council concerning European statistics on tourism and the Regulation 1051/2011 of the Commission implementing Regulation 692/2011 of the European Parliament and of the Council concerning European statistics on tourism, as regards the structure of the quality reports and the transmission of the data.

All categorized hotels, camping sites and other types of accommodation establishments with more than 10 bed-places in use during the reporting period were included in the observation.

The indicator **other accommodation establishments** include the holiday settlements, hostels, guests houses, bungalows, rest houses, mountain chalets, private rooms and flats and other establishments for short accommodation.

Available Bed Capacity is the maximum number of bed-places on offer for each day of the reference month.

In the **revenues from nights spent** in accommodation establishments are included the sums paid by the guests, without the extra services.



Annex

Table 1

Activity of accommodation establishments in January 2018¹

Districts	Establishments - in numbers	Bed-places - in numbers	Available bed-nights - in numbers	Nights spent - in numbers		Arrivals in accommodation establishments - in numbers		Revenues from nights spent - Thousand BGN	
				Total	Of which: By foreigners	Total	Of which: Foreigners	Total	Of which: By foreigners
Total	1894	113473	3420127	910011	456936	372966	145553	50010	29094
Blagoevgrad	221	16331	485761	239282	179830	73960	48238	13073	9792
Burgas	67	5307	145739	22381	6448	10509	1793	1055	378
Varna	127	12390	384090	36297	14641	18106	5636	2010	1027
Veliko Tarnovo	102	4520	140020	15994	2313	9454	1390	620	133
Vidin	21	743	19235	2186	553	1455	234	91	24
Vratsa	26	889	26990	4996	654	2237	253	125	24
Gabrovo	56	2958	85272	9357	1014	4566	295	336	57
Dobrich	40	4259	127973	8389	1704	4204	876	459	101
Kardzhali	29	973	28330	4923	997	3177	570	170	47
Kyustendil	59	2523	78213	10502	1254	6956	651	482	88
Lovech	69	3806	110823	16582	657	8504	290	639	31
Montana	23	1104	34004	2951	204	1980	113	111	9
Pazardzhik	51	4110	124019	48076	3770	21923	1212	2495	198
Pernik	11	431	13361	2056	797	1190	366	80	43
Pleven	22	1209	34010	4548	1102	2568	490	181	69
Plovdiv	178	8989	276649	56420	10702	32007	5704	2875	616
Razgrad	13	594	17887	2189	644	1321	294	79	25
Ruse	44	1909	57609	9906	3357	5319	1335	480	174
Silistra	12	509	15709	1281	245	855	156	51	11
Sliven	46	1678	51044	4095	583	2625	327	174	41
Smolyan	298	11592	352921	122321	54883	36429	11526	6099	3201
Sofia	94	7934	238880	123429	83441	34782	17162	6496	4715
Sofia (stolitsa)	122	11574	358352	122800	79169	71094	43298	10089	7831
Stara Zagora	45	3281	94913	19802	2623	7696	796	974	211
Targovishte	17	612	18294	2383	489	1548	281	102	23
Haskovo	27	1217	37625	9641	3464	4709	1781	389	161
Shumen	54	1408	43648	4580	636	2645	290	165	25
Yambol	20	623	18756	2644	762	1147	196	110	39

¹ In use.