



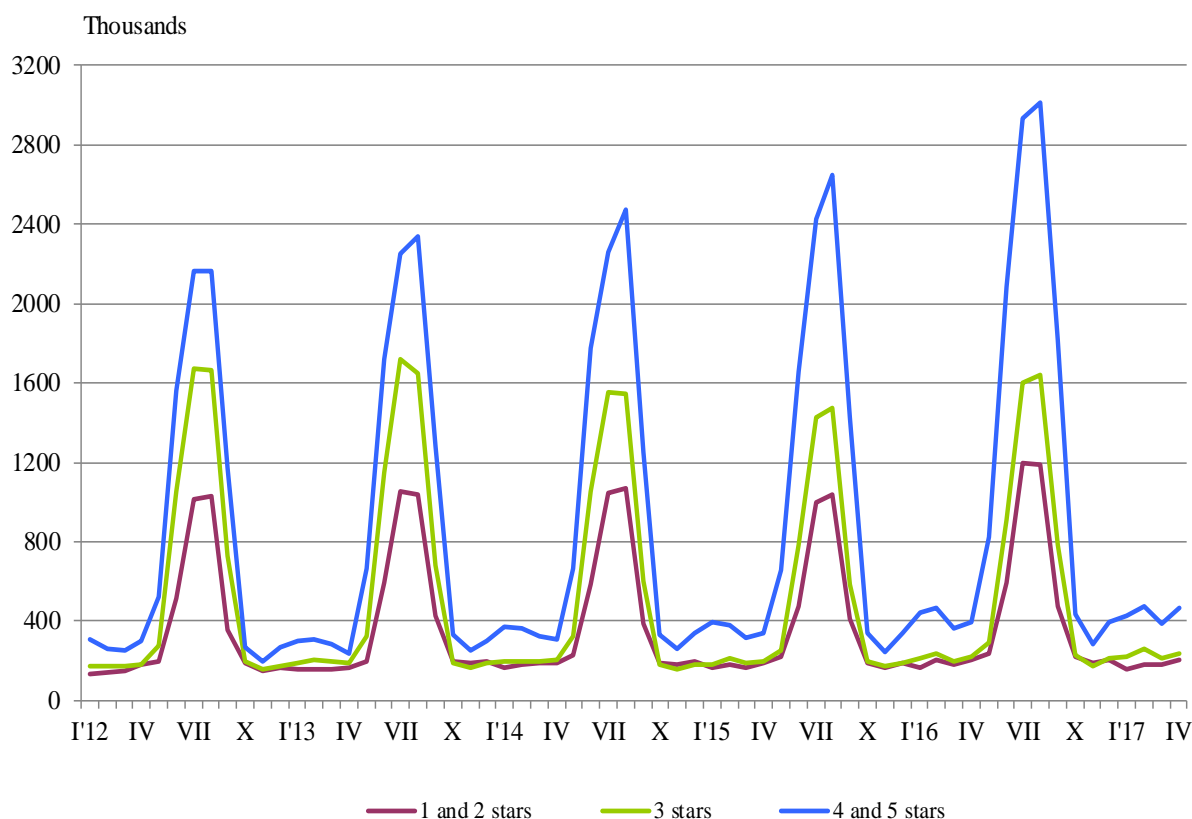
## ACTIVITY OF ACCOMMODATION ESTABLISHMENTS IN APRIL 2017

In April 2017, 1 965 accommodation establishments - hotels, motels, camping sites, mountain chalets and other establishments for short-term accommodation with more than 10 bed-places were functioned in the country (Annex, Table 1). The total number of the rooms in them was 67.2 thousand and the bed-places were 148.7 thousand. In comparison with April 2016, the total number of accommodation establishments (functioned during the period) decreased with 1.0%, and the bed-places in them - by 1.4%.

The total number of the nights spent in all accommodation establishments registered in April 2017 was 908.0 thousand, or by 11.5% more in comparison with the same month of the previous year, as the greatest increase (by 18.3%) was observed in 4 and 5 stars accommodation establishments.

In April 2017, 73.1% of all nights spent by foreign citizens and 36.1% of all nights spent by Bulgarians were realized in 4 and 5 stars hotels. In 3 stars accommodation establishments were spent 18.9% of all nights by foreigners and 31.0% of all nights by Bulgarian residents, while in the rest of accommodation establishments (with 1 and 2 stars) they were 8.0% and 32.9% respectively.

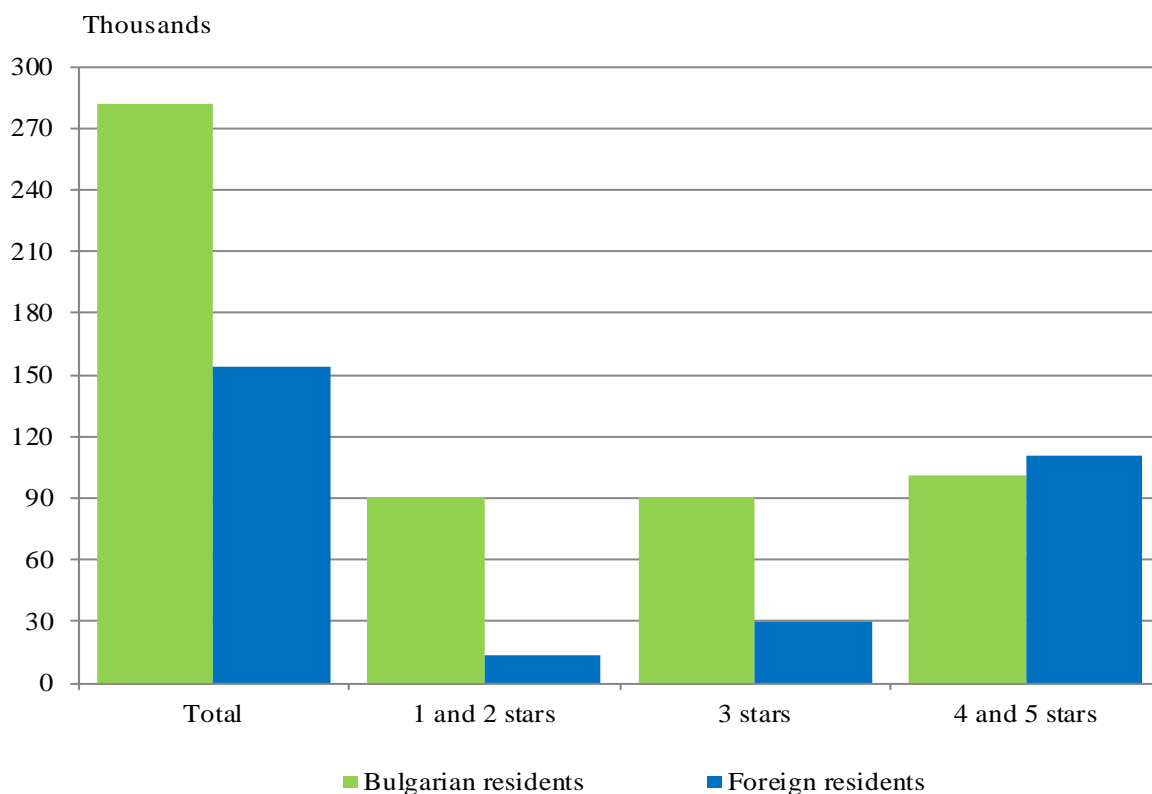
**Figure 1. The nights spent in accommodation establishments by categories and months**





In April 2017, the arrivals in all accommodation establishments increased by 5.3% compared to the same month of 2016 and reached 435.5 thousand. Bulgarian guests were 64.7% of all arrivals as the majority part (64.2%) of them spent the nights in accommodation establishments with 1 and 2 or 3 stars and spent 1.9 nights on the average. The arrivals of foreigners were 153.5 thousand, or by 17.2% more in comparison with April 2016, as 72.0% of them spent nights in hotels with 4 and 5 stars. On the average 2.4 nights were spent by foreigners.

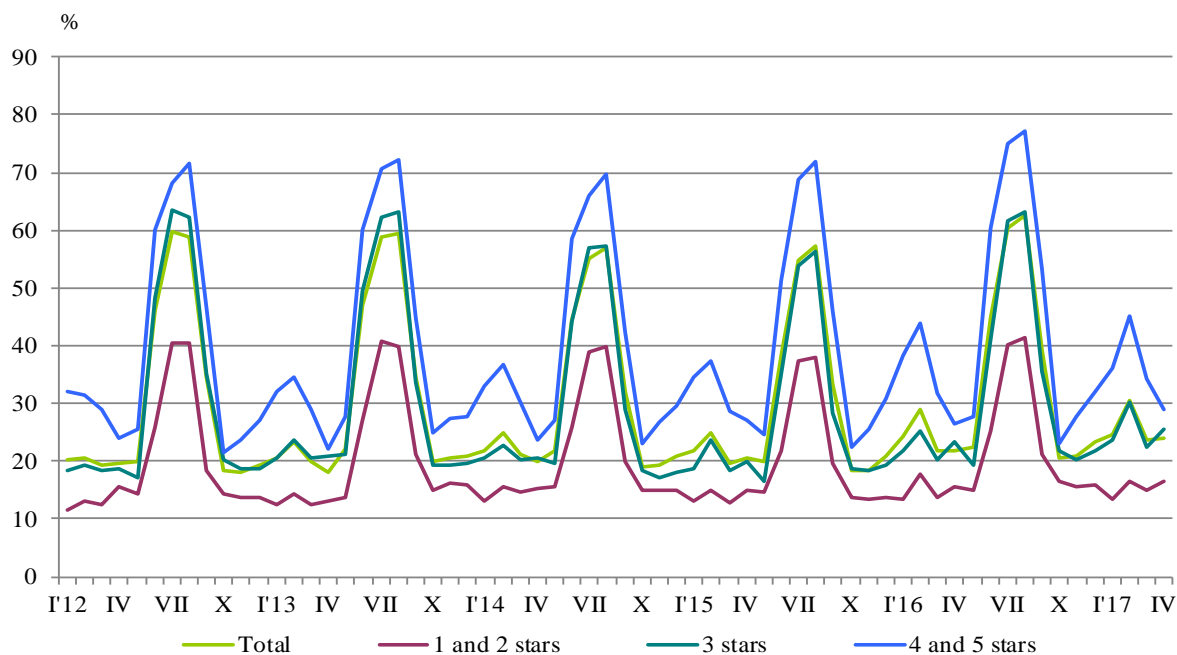
**Figure 2. Arrivals in accommodation establishments by categories in April 2017**



In April 2017, the total occupancy of the bed-places in accommodation establishments was 23.9%, as compared to April 2016 increased by 2.0 percentage points. The highest was occupancy of the bed-places in 4 and 5 stars accommodation establishments - 28.8%, followed by 3 stars accommodation establishments - 25.5%, and with 1 and 2 stars - 16.6%.

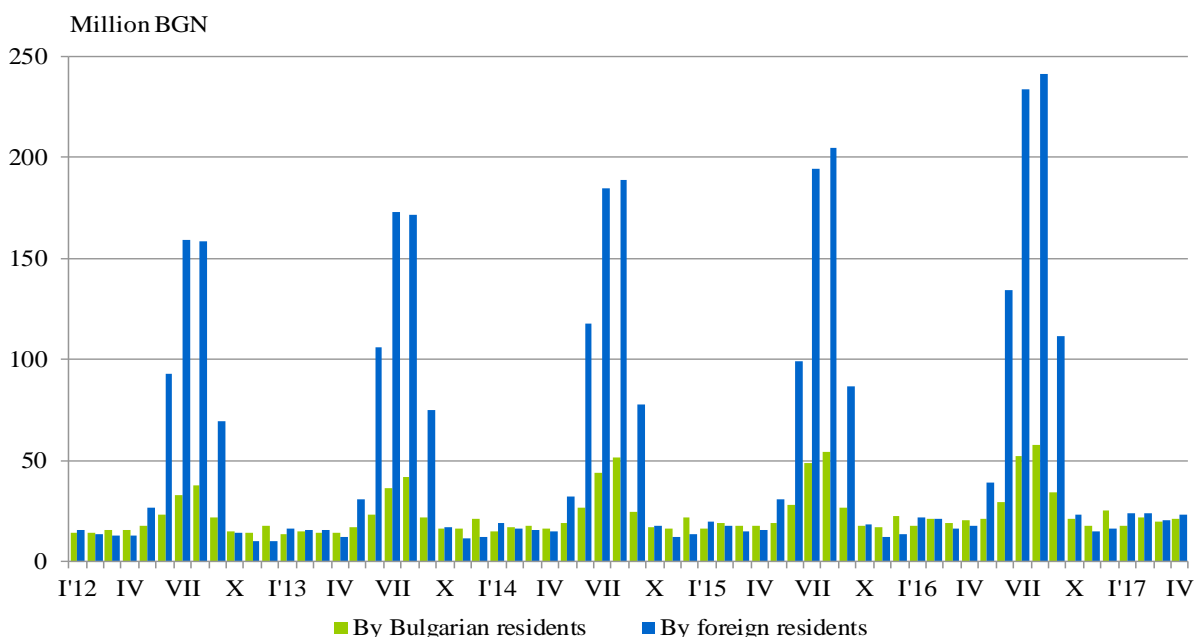


**Figure 3. The occupation of the bed-places in accommodation establishments by categories and months**



The total revenues from nights spent in April 2017 reached 44.2 million BGN or by 16.9% more compared to April 2016. An increase was registered in the revenues from both foreign citizens and Bulgarians - by 32.9% and 3.1% respectively.

**Figure 4. The revenues from nights spent in accommodation establishments by months**





## Methodological notes

Since 2012 the statistical survey on **accommodation establishments** has been carried out monthly in compliance with the Regulation 692/2011 of the European Parliament and of the Council concerning European statistics on tourism and the regulation 1051/2011 of the Commission implementing Regulation 692/2011 of the European Parliament and of the Council concerning European statistics on tourism, as regards the structure of the quality reports and the transmission of the data.

All categorized hotels, camping sites and other types of accommodation establishments with more than 10 bed-places in use during the reporting period were included in the observation.

The indicator **other accommodation establishments** include the holiday settlements, hostels, guests houses, bungalows, rest houses, mountain chalets, private rooms and flats and other establishments for short accommodation.

**Available Bed Capacity** is the maximum number of bed-places on offer for each day of the reference month.

In the **revenues from nights spent** in accommodation establishments are included the sums paid by the guests, without the extra services.



Annex

Table 1

Activity of accommodation establishments in April 2017<sup>1</sup>

Districts	Establishments - in numbers	Bed- places - in numbers	Available bed- nights - in numbers	Nights spent - in numbers		Arrivals in accommodation establishments - in numbers		Revenues from nights spent - Thousand BGN	
				Total	Of which: By foreigners	Total	Of which: Foreigners	Total	Of which: By foreigners
<b>Total</b>	<b>1965</b>	<b>148650</b>	<b>3793643</b>	<b>907959</b>	<b>365084</b>	<b>435536</b>	<b>153544</b>	<b>44244</b>	<b>23323</b>
Blagoevgrad	190	13074	373783	82139	18686	38570	8008	3562	1083
Burgas	100	14969	330699	55968	26697	25440	10539	2436	1365
Varna	177	27848	733321	125513	82452	50291	27010	5836	4151
Veliko Tarnovo	109	4775	142260	30644	7018	17891	4711	1174	375
Vidin	25	791	23530	5463	997	3719	564	211	47
Vratsa	25	876	25780	8373	1504	3568	559	187	50
Gabrovo	60	3281	93498	20069	1567	10850	794	605	72
Dobrich	58	8428	169366	41421	28700	14296	8633	2071	1486
Kardzhali	30	891	25554	6483	1135	3967	718	235	55
Kyustendil	64	2651	79530	10338	1883	6276	1154	391	86
Lovech	75	3843	109938	21716	1734	10693	583	841	71
Montana	25	1151	34530	4891	355	2370	160	143	13
Pazardzhik	56	4141	122348	51614	4184	21989	1380	2207	230
Pernik	11	475	14250	2313	505	1641	244	63	19
Pleven	23	1193	32546	7281	1235	4614	575	296	86
Plovdiv	177	9058	269239	93764	29907	43904	11453	4356	1763
Razgrad	16	676	20280	4532	887	2073	425	150	39
Ruse	42	1760	51030	14612	4495	8850	2175	707	266
Silistra	13	528	15840	2403	359	1655	232	94	16
Sliven	55	1914	57150	7986	789	4602	465	289	48
Smolyan	235	8939	266466	36461	2276	16417	917	1144	86
Sofia (stolitsa)	91	16072	213377	35878	6109	18028	2420	1380	262
Stara Zagora	123	13329	355024	178947	128347	97693	65081	13710	11002
Targovishte	53	3530	101134	31607	6528	11777	1942	1191	340
Haskovo	17	678	20340	4777	761	2273	304	151	40
Shumen	31	1350	40500	10016	3374	5533	1633	388	160
Yambol	60	1674	50220	8511	1400	4816	586	258	45
	24	755	22110	4239	1200	1740	279	168	67

<sup>1</sup> In use.