



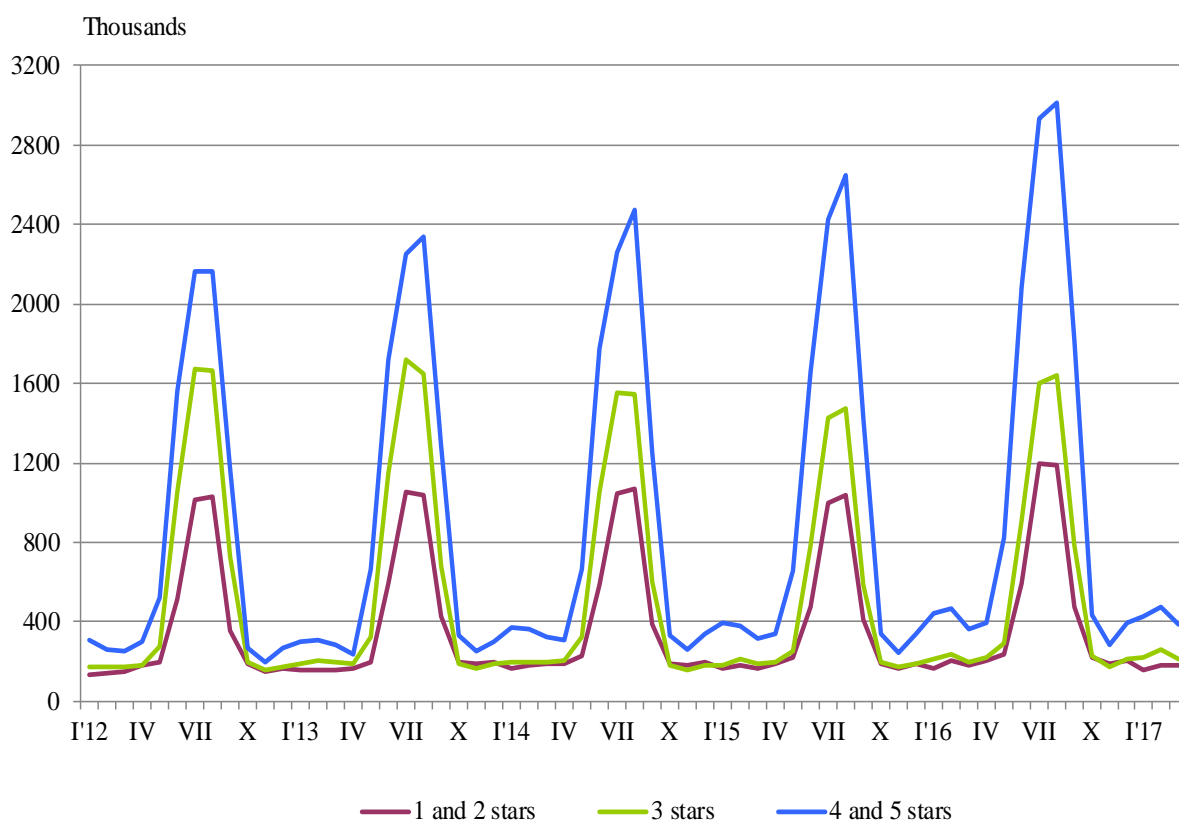
ACTIVITY OF ACCOMMODATION ESTABLISHMENTS IN MARCH 2017

In March 2017, 1 884 accommodation establishments - hotels, motels, camping sites, mountain chalets and other establishments for short-term accommodation with more than 10 bed-places were functioned in the country (Annex, Table 1). The total number of the rooms in them was 55.1 thousand and the bed-places were 111.8 thousand. In comparison with March 2016, the total number of accommodation establishments (functioned during the period) decreased with 1.8%, and the bed-places in them - by 3.5%.

The total number of the nights spent in all accommodation establishments registered in March 2017 was 782.6 thousand, or by 5.5% more in comparison with the same month of the previous year, as the greatest increase (by 7.3%) was observed in 3 stars accommodation establishments.

In March 2017, 72.5% of all nights spent by foreign citizens and 35.3% of all nights spent by Bulgarians were realized in 4 and 5 stars hotels. In 3 stars accommodation establishments were spent 19.3% of all nights by foreigners and 32.0% of all nights by Bulgarian residents, while in the rest of accommodation establishments (with 1 and 2 stars) they were 8.2% and 32.7% respectively.

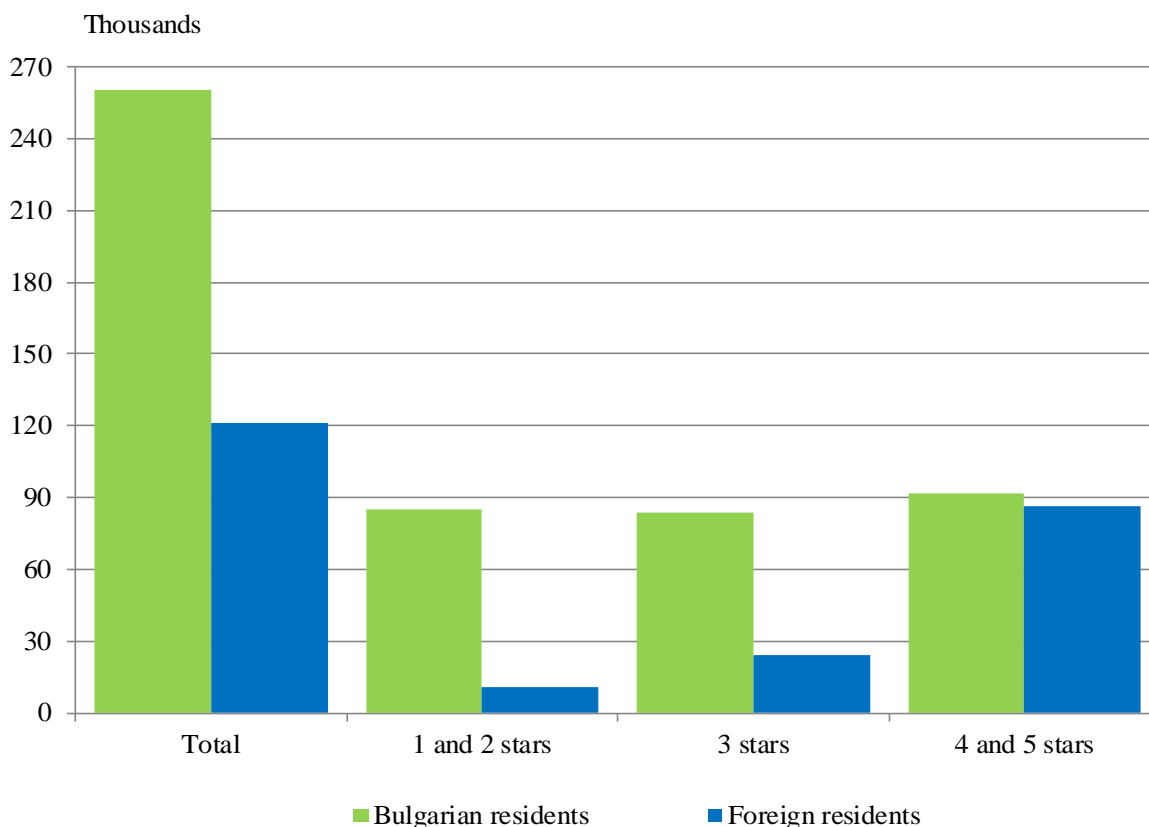
Figure 1. The nights spent in accommodation establishments by categories and months





In March 2017, the arrivals in all accommodation establishments increased by 6.4% compared to the same month of 2016 and reached 382.0 thousand. Bulgarian guests were 68.2% of all arrivals as the majority part (64.8%) of them spent the nights in accommodation establishments with 1 and 2 or 3 stars and spent 1.8 nights on the average. The arrivals of foreigners were 121.4 thousand, or by 17.8% more in comparison with March 2016, as 71.2% of them spent nights in hotels with 4 and 5 stars. On the average 2.5 nights were spent by foreigners.

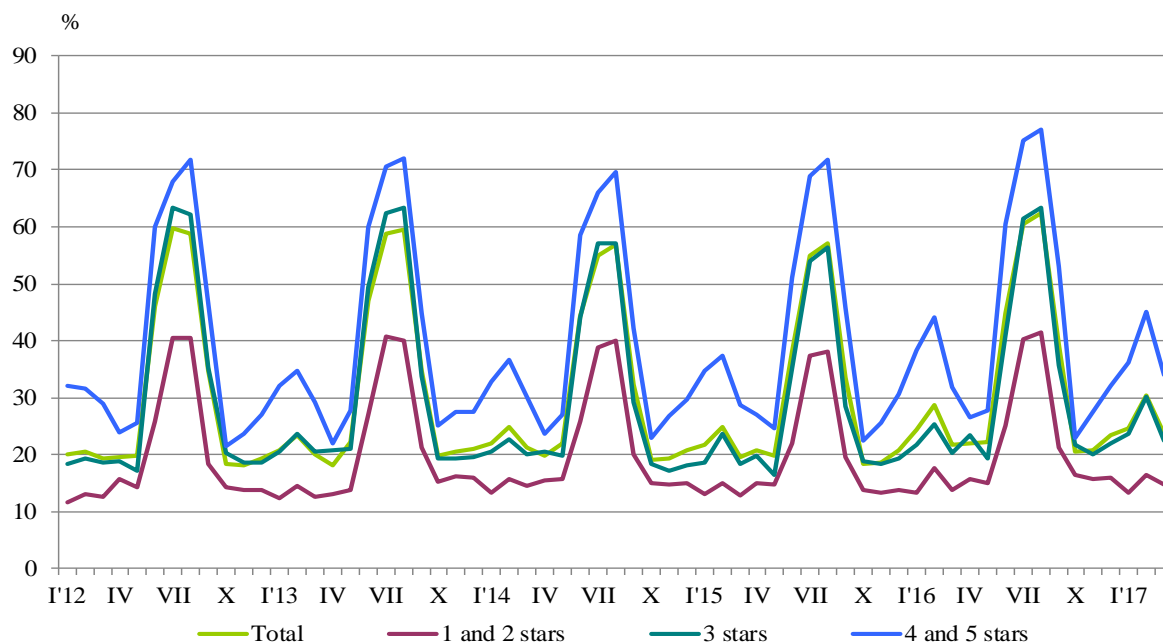
Figure 2. Arrivals in accommodation establishments by categories in March 2017



In March 2017, the total occupancy of the bed-places in accommodation establishments was 23.6%, as compared to March 2016 increased by 1.9 percentage points. The highest was occupancy of the bed-places in 4 and 5 stars accommodation establishments - 34.1%, followed by 3 stars accommodation establishments - 22.4%, and with 1 and 2 stars - 14.8%.

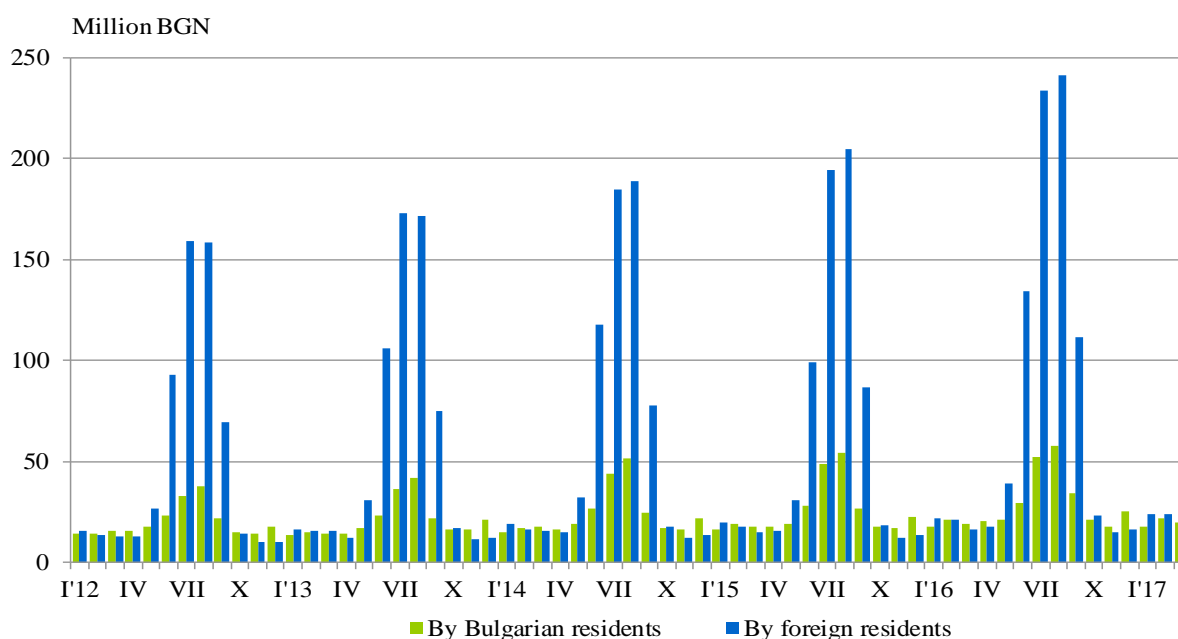


Figure 3. The occupation of the bed-places in accommodation establishments by categories and months



The total revenues from nights spent in March 2017 reached 39.8 million BGN or by 13.9% more compared to March 2016. An increase was registered in the revenues from both foreign citizens and Bulgarians - by 25.5% and 4.0% respectively.

Figure 4. The revenues from nights spent in accommodation establishments by months





Methodological notes

Since 2012 the statistical survey on **accommodation establishments** has been carried out monthly in compliance with the Regulation 692/2011 of the European Parliament and of the Council concerning European statistics on tourism and the regulation 1051/2011 of the Commission implementing Regulation 692/2011 of the European Parliament and of the Council concerning European statistics on tourism, as regards the structure of the quality reports and the transmission of the data.

All categorized hotels, camping sites and other types of accommodation establishments with more than 10 bed-places in use during the reporting period were included in the observation.

The indicator **other accommodation establishments** include the holiday settlements, hostels, guests houses, bungalows, rest houses, mountain chalets, private rooms and flats and other establishments for short accommodation.

Available Bed Capacity is the maximum number of bed-places on offer for each day of the reference month.

In the **revenues from nights spent** in accommodation establishments are included the sums paid by the guests, without the extra services.



Annex

Table 1

Activity of accommodation establishments in March 2017¹

Districts	Establishments - in numbers	Bed- places - in numbers	Available bed- nights - in numbers	Nights spent - in numbers		Arrivals in accommodation establishments - in numbers		Revenues from nights spent - Thousand BGN	
				Total	Of which: By foreigners	Total	Of which: Foreigners	Total	Of which: By foreigners
Total	1884	111805	3319324	782648	300333	382036	121441	39830	20213
Blagoevgrad	223	15814	454117	122487	69843	47735	20889	5543	3536
Burgas	70	5900	148707	26398	6046	14450	2919	1254	374
Varna	111	11461	337891	44996	14210	22802	4947	2077	852
Veliko Tarnovo	107	4678	143593	22227	2614	14289	1751	870	141
Vidin	22	762	22776	4121	1039	2527	496	163	44
Vratsa	25	863	26262	6401	1267	2936	458	170	43
Gabrovo	59	3280	94009	12517	1576	7308	752	416	79
Dobrich	36	2619	81189	11329	4132	5313	1229	529	217
Kardzhali	30	1000	29513	4960	1007	3309	598	174	47
Kyustendil	67	2849	87513	9895	1230	6157	845	391	..
Lovech	73	3835	111225	15538	974	8310	361	601	42
Montana	25	1151	35601	3597	541	2136	209	126	24
Pazardzhik	55	4030	122082	46962	2108	22398	776	2061	121
Pernik	11	476	14756	2419	331	1423	201	73	..
Pleven	24	1225	34693	6520	1289	3764	495	288	82
Plovdiv	171	8876	272247	73407	21785	36640	8432	3534	1314
Razgrad	15	644	19964	3794	426	2156	238	132	18
Ruse	40	1719	51412	12164	2942	7370	1433	598	183
Silistra	11	487	15027	1714	306	1255	228	75	14
Sliven	50	1784	54289	6330	1448	4046	604	267	95
Smolyan	258	10731	323494	55204	8219	21182	2017	2009	368
Sofia (stolitsa)	104	8024	242529	79179	38509	28385	9203	3505	1813
Stara Zagora	123	11832	360649	158194	106895	90077	58095	12880	10130
Targovishte	51	3491	103975	28553	6452	12203	1788	1169	329
Haskovo	18	723	22399	3583	646	2243	326	160	43
Shumen	31	1350	41748	9551	2352	5782	1455	368	114
Yambol	52	1499	46469	6254	725	4200	416	216	32
	22	702	21195	4354	1421	1640	280	181	71

¹ In use.

‘..’ Confidential data.