



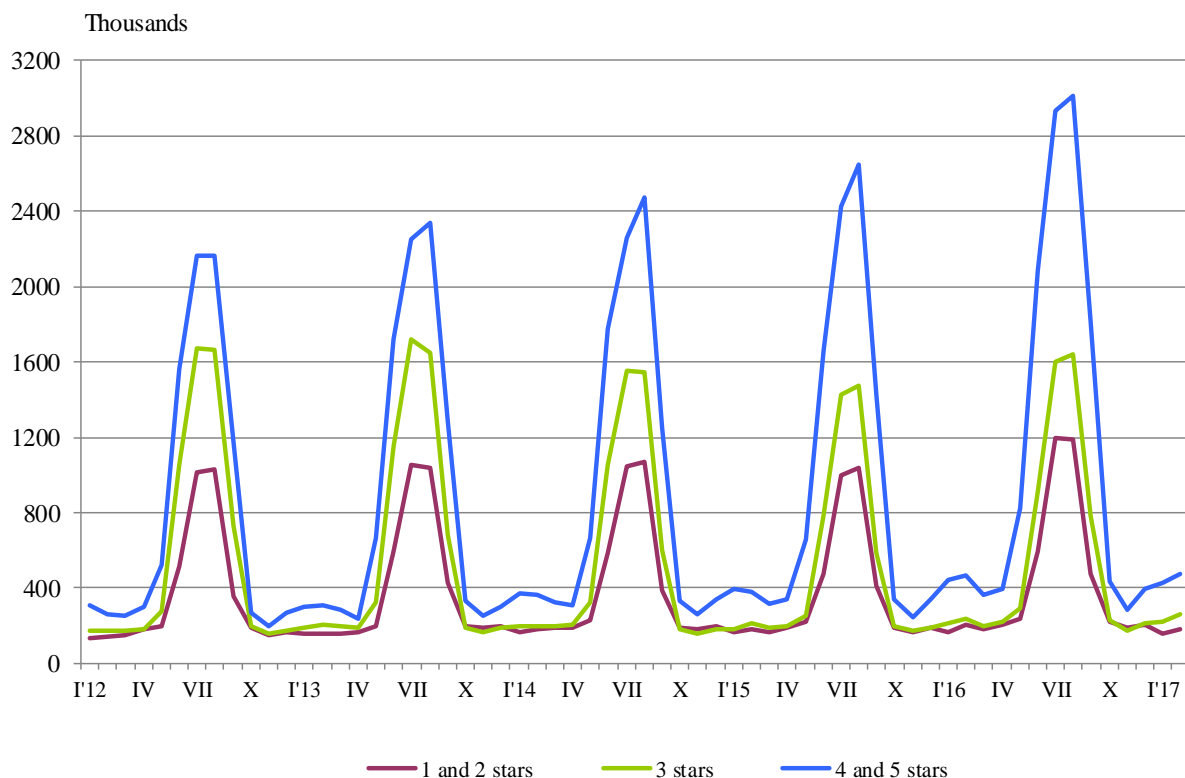
ACTIVITY OF ACCOMMODATION ESTABLISHMENTS IN FEBRUARY 2017

In February 2017, 1 832 accommodation establishments - hotels, motels, camping sites, mountain chalets and other establishments for short-term accommodation with more than 10 bed-places were functioned in the country (Annex, Table 1). The total number of the rooms in them was 54.2 thousand and the bed-places were 109.8 thousand. In comparison with February 2016, the total number of accommodation establishments (functioned during the period) decreased with 2.3%, and the bed-places in them - by 1.0%.

The total number of the nights spent in all accommodation establishments registered in February 2017 was 907.5 thousand, or by 0.4% more in comparison with the same month of the previous year, as the greatest increase (by 10.5%) was observed in 3 stars accommodation establishments.

In February 2017, 72.1% of all nights spent by foreign citizens and 36.4% of all nights spent by Bulgarians were realized in 4 and 5 stars hotels. In 3 stars accommodation establishments were spent 20.9% of all nights by foreigners and 34.3% of all nights by Bulgarian residents, while in the rest of accommodation establishments (with 1 and 2 stars) they were 7.0% and 29.3% respectively.

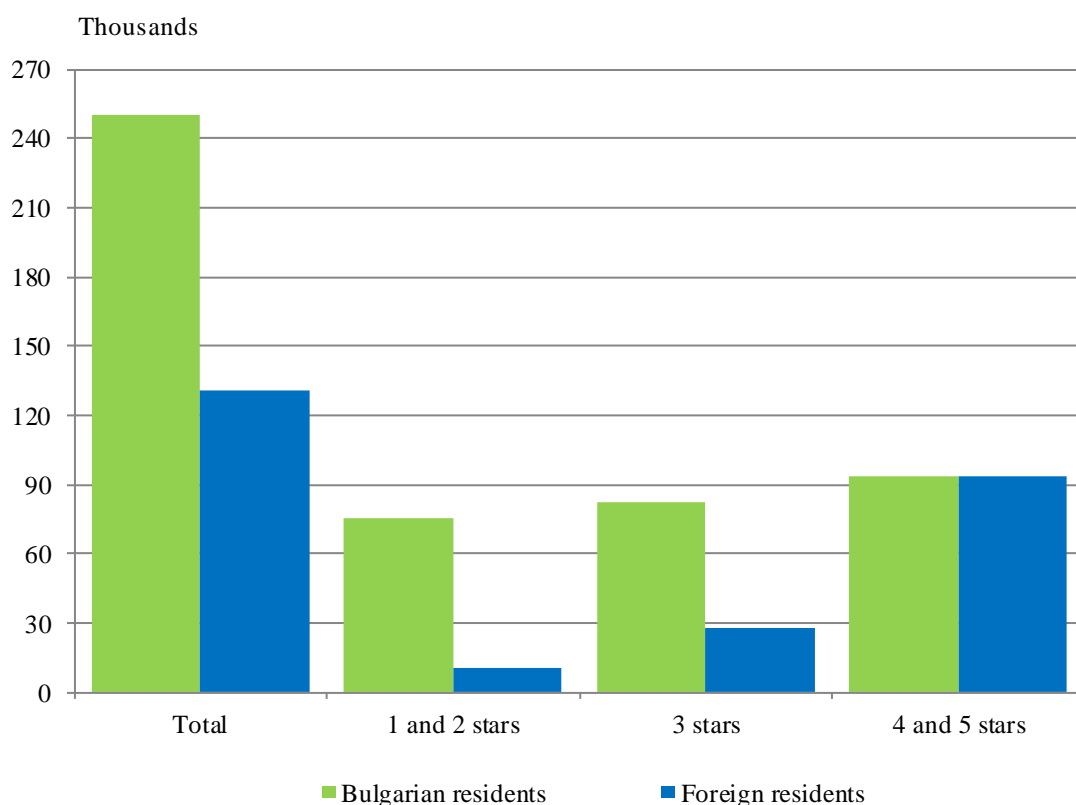
Figure 1. The nights spent in accommodation establishments by categories and months





In February 2017, the arrivals in all accommodation establishments increased by 1.7% compared to the same month of 2016 and reached 381.2 thousand. Bulgarian guests were 65.7% of all arrivals as the majority part (62.7%) of them spent the nights in accommodation establishments with 1 and 2 or 3 stars and spent 2.1 nights on the average. The arrivals of foreigners were 130.8 thousand, or by 15.8% more in comparison with February 2016, as 71.3% of them spent nights in hotels with 4 and 5 stars. On the average 3.0 nights were spent by foreigners.

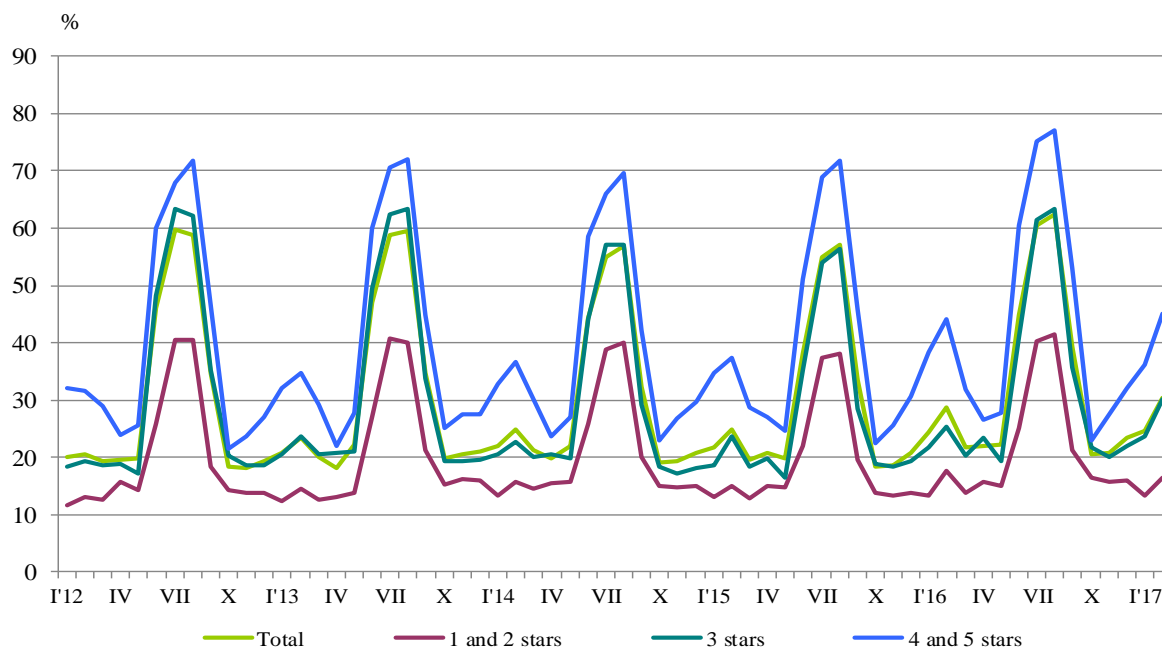
Figure 2. Arrivals in accommodation establishments by categories in February 2017



In February 2017, the total occupancy of the bed-places in accommodation establishments was 30.4%, as compared to February 2016 increased by 1.6 percentage points. The highest was occupancy of the bed-places in 4 and 5 stars accommodation establishments - 45.0%, followed by 3 stars accommodation establishments - 30.1%, and with 1 and 2 stars - 16.5%.

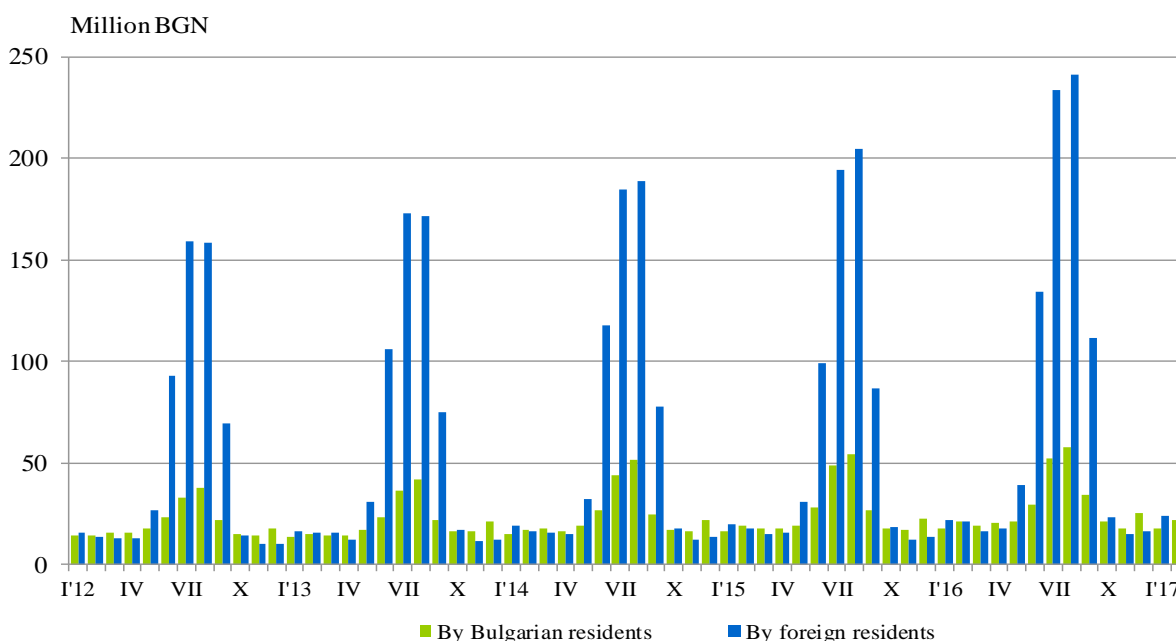


Figure 3. The occupation of the bed-places in accommodation establishments by categories and months



The total revenues from nights spent in February 2017 reached 45.8 million BGN or by 7.0% more compared to February 2016. An increase was registered in the revenues from both foreign citizens and Bulgarians - by 14.0% and 0.2% respectively.

Figure 4. The revenues from nights spent in accommodation establishments by months





Methodological notes

Since 2012 the statistical survey on **accommodation establishments** has been carried out monthly in compliance with the Regulation 692/2011 of the European Parliament and of the Council concerning European statistics on tourism and the regulation 1051/2011 of the Commission implementing Regulation 692/2011 of the European Parliament and of the Council concerning European statistics on tourism, as regards the structure of the quality reports and the transmission of the data.

All categorized hotels, camping sites and other types of accommodation establishments with more than 10 bed-places in use during the reporting period were included in the observation.

The indicator **other accommodation establishments** include the holiday settlements, hostels, guests houses, bungalows, rest houses, mountain chalets, private rooms and flats and other establishments for short accommodation.

Available Bed Capacity is the maximum number of bed-places on offer for each day of the reference month.

In the **revenues from nights spent** in accommodation establishments are included the sums paid by the guests, without the extra services.



Annex

Table 1

Activity of accommodation establishments in February 2017¹

Districts	Establishments - in numbers	Bed- places - in numbers	Available bed- nights - in numbers	Nights spent - in numbers		Arrivals in accommodation establishments - in numbers		Revenues from nights spent - Thousand BGN	
				Total	Of which: By foreigners	Total	Of which: Foreigners	Total	Of which: By foreigners
Total	1832	109760	2984206	907497	391547	381171	130825	45842	24271
Blagoevgrad	233	16431	436629	205134	139719	64501	36059	10052	7311
Burgas	67	5471	124607	20775	3773	11886	1861	1019	235
Varna	111	11303	316484	37601	9796	19278	3463	1699	538
Veliko Tarnovo	96	4249	118800	15376	1666	9114	1004	578	93
Vidin	22	765	19529	2858	603	1909	217	127	30
Vratsa	25	866	23716	5901	918	2363	271	153	37
Gabrovo	52	3079	79714	11125	1308	5579	566	358	70
Dobrich	38	2110	59080	9628	1370	4149	496	369	65
Kardzhali	28	990	26315	3793	853	2388	502	133	48
Kyustendil	58	2645	74060	11656	..	6800	..	433	..
Lovech	70	3692	100595	15626	754	8198	307	587	34
Montana	24	1124	31024	2716	196	1866	124	98	10
Pazardzhik	53	3924	108260	52524	1845	23675	777	2470	102
Pernik	10	468	13104	1499	..	941	..	51	..
Pleven	24	1257	32244	6266	1837	3192	649	262	109
Plovdiv	162	8653	238573	71256	16805	38052	7525	3335	1006
Razgrad	15	644	18032	2184	327	1563	247	90	17
Ruse	40	1706	46408	7187	1705	4816	1002	388	121
Silistra	12	509	14252	1180	108	862	79	48	5
Sliven	46	1660	45246	4889	1021	3091	427	190	52
Smolyan	260	10772	301004	108202	23410	32898	5661	4466	1231
Sofia (stolitsa)	98	8083	220612	128509	80465	35902	16718	6469	4448
Stara Zagora	123	11848	329784	142496	93723	78950	48800	10848	8178
Targovishte	50	3517	94806	21691	3585	9264	1177	899	226
Haskovo	14	538	15064	2230	443	1656	215	108	31
Shumen	28	1264	35392	7140	2277	4012	1417	303	118
Yambol	50	1450	40600	4172	660	2594	342	146	32
	23	742	20272	3883	1072	1672	307	163	45

¹ In use.
“..” Confidential data.