



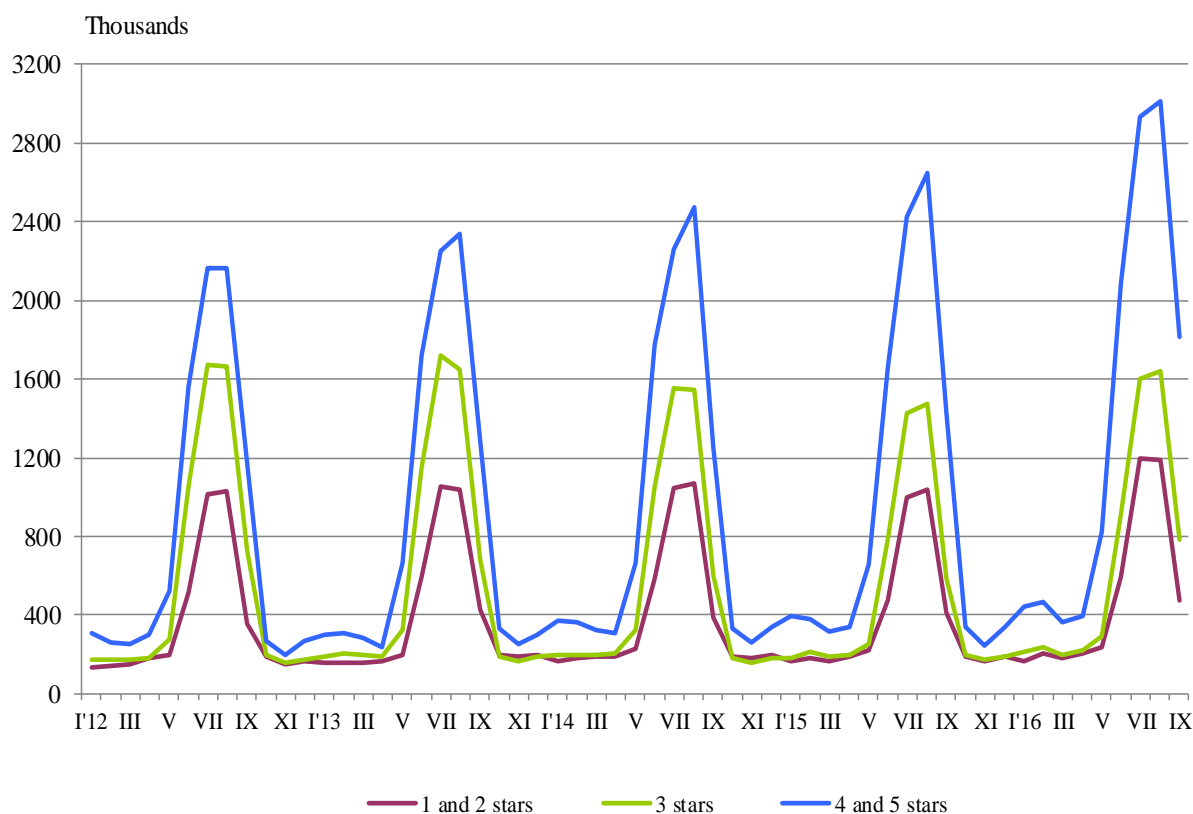
## ACTIVITY OF ACCOMMODATION ESTABLISHMENTS IN SEPTEMBER 2016

In September 2016, 2 725 accommodation establishments - hotels, motels, camping sites, mountain chalets and other establishments for short-term accommodation with more than 10 bed-places were functioned in the country (Annex, Table 1). The total number of the rooms in them was 124.4 thousand and the bed-places were 278.4 thousand. In comparison with September 2015 the total number of accommodation establishments (functioned during the period) increased by 3.1% and the bed-places in them - by 5.1%.

The total number of the nights spent in all accommodation establishments registered in September 2016 was 3 073.6 thousand, or by 27.1% more in comparison with the same month of the previous year, as the greatest increase (by 33.6%) was observed in 3 stars accommodation establishments.

In September 2016, 70.8% of all nights spent by foreign citizens and 32.8% of all nights spent by Bulgarians were realized in 4 and 5 stars hotels. In 3 stars accommodation establishments were spent 23.4% of all nights by foreigners and 29.7% of all nights by Bulgarian residents, while in the rest of accommodation establishments (with 1 and 2 stars) they were 5.8% and 37.5% respectively.

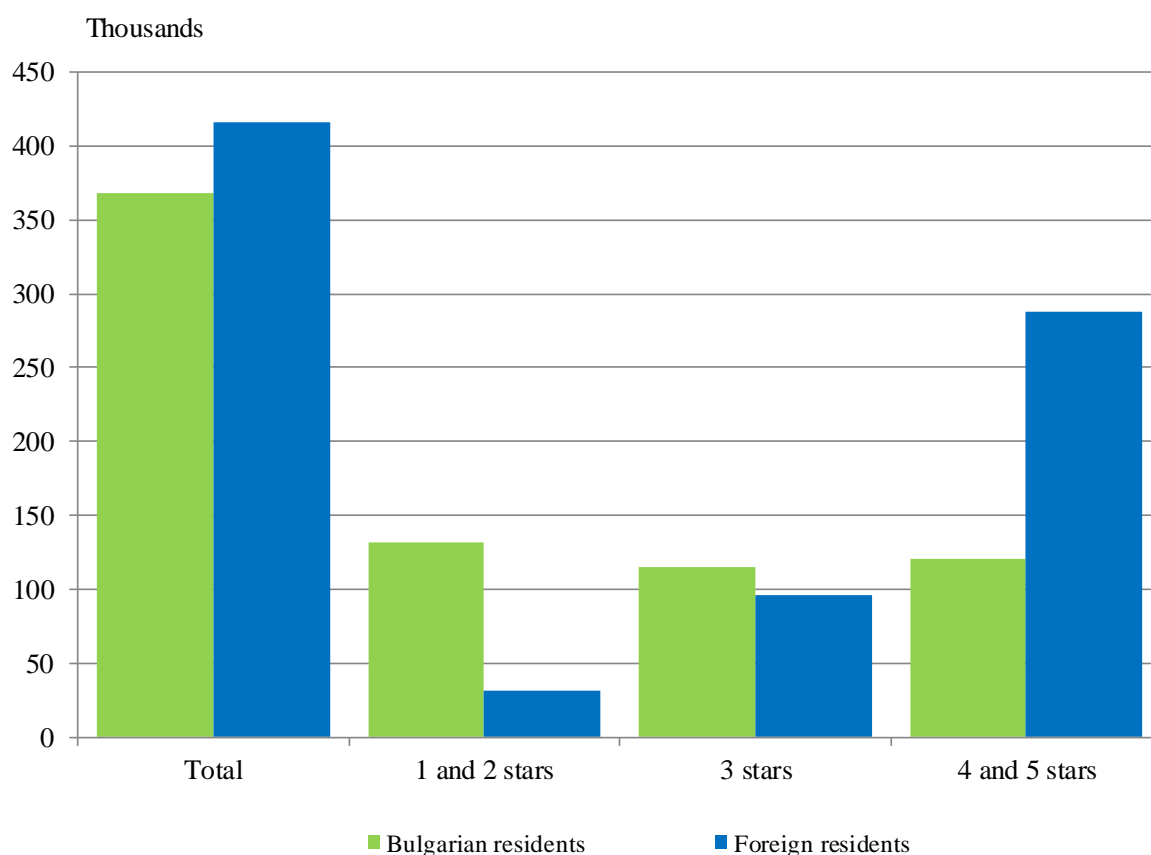
**Figure 1. The nights spent in accommodation establishments by categories and months**





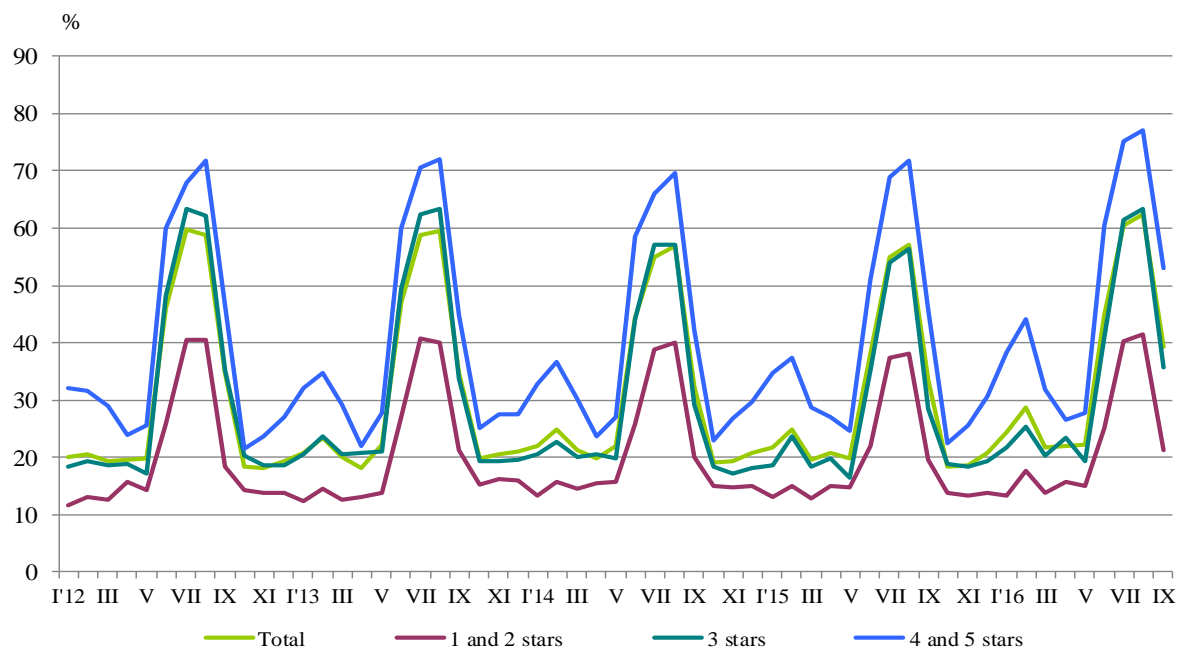
In September 2016, the arrivals in all accommodation establishments increased by 23.7% compared to the same month of 2015 and reached 783.6 thousand. Bulgarian guests were 46.9% of all arrivals as the majority part (67.1%) of them spent the nights in accommodation establishments with 1 and 2 or 3 stars and spent 2.6 nights on the average. The arrivals of foreigners were 415.8 thousand as 69.2% of them spent nights in hotels with 4 and 5 stars. On the average 5.2 nights were spent by foreigners.

**Figure 2. Arrivals in accommodation establishments by categories in September 2016**



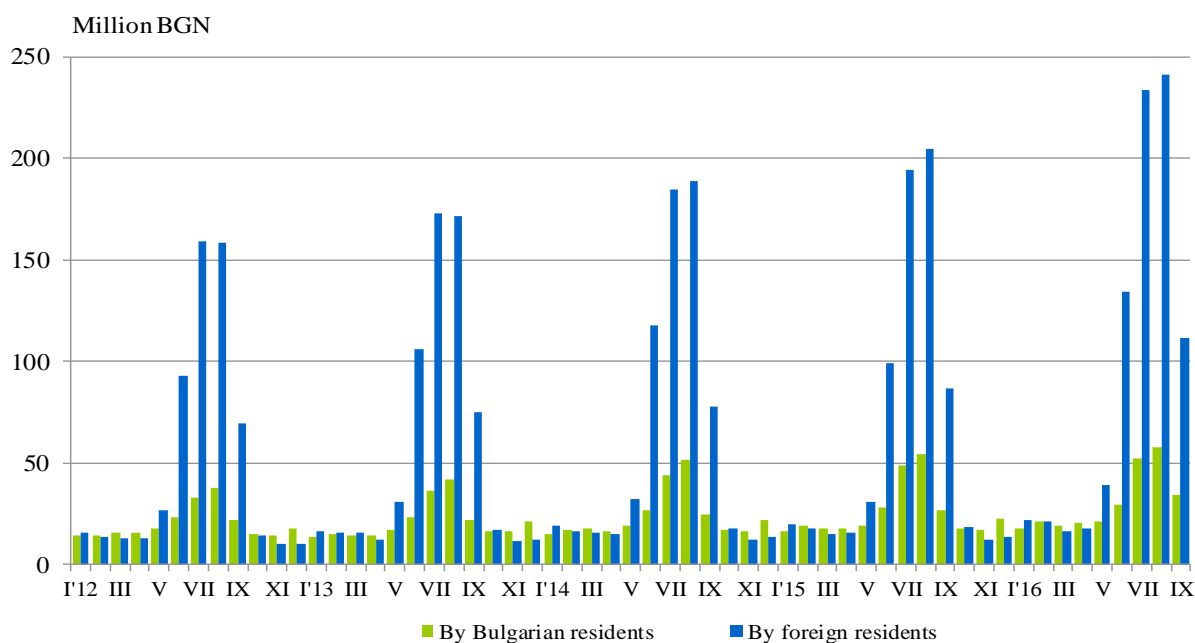
In September 2016, the total occupancy of the bed-places in accommodation establishments was 39.2%, as compared to September 2015 increased by 5.8 percentage points. The highest was occupancy of the bed-places in 4 and 5 stars accommodation establishments - 53.1%, followed by 3 stars accommodation establishments - 35.6%, and with 1 and 2 stars - 21.3%.

**Figure 3. The occupation of the bed-places in accommodation establishments by categories and months**



The total revenues from nights spent in September 2016 reached 146.0 million BGN or by 28.8% more compared to September 2015. An increase was registered in the revenues from both foreign citizens and Bulgarian - by 28.9% and 28.6% respectively.

**Figure 4. The revenues from nights spent in accommodation establishments by months**





## Methodological notes

Since 2012 the statistical survey on **accommodation establishments** has been carried out monthly in compliance with the Regulation 692/2011 of the European Parliament and of the Council concerning European statistics on tourism and the regulation 1051/2011 of the Commission implementing Regulation 692/2011 of the European Parliament and of the Council concerning European statistics on tourism, as regards the structure of the quality reports and the transmission of the data.

All categorized hotels, camping sites and other types of accommodation establishments with more than 10 bed-places in use during the reporting period were included in the observation.

The indicator **other accommodation establishments** include the holiday settlements, hostels, guests houses, bungalows, rest houses, mountain chalets, private rooms and flats and other establishments for short accommodation.

**Available Bed Capacity** is the maximum number of bed-places on offer for each day of the reference month.

In the **revenues from nights spent** in accommodation establishments are included the sums paid by the guests, without the extra services.



## Annex

Table 1

### Activity of accommodation establishments in September 2016<sup>1</sup>

Districts	Establishments - in numbers	Bed- places - in numbers	Available bed- nights - in numbers	Nights spent - in numbers		Arrivals in accommodation establishments - in numbers		Revenues from nights spent - Thousand BGN	
				Total	of which: By Foreigners	Total	of which: Foreigners	Total	of which: By Foreigners
<b>Total</b>	<b>2725</b>	<b>278365</b>	<b>7848152</b>	<b>3073622</b>	<b>2131520</b>	<b>783625</b>	<b>415762</b>	<b>146037</b>	<b>111730</b>
Blagoevgrad	215	13886	396069	90330	20971	43614	9453	3955	1131
Burgas	544	106164	2914028	1352139	1077991	229191	161977	63210	54515
Varna	330	59012	1714523	772890	650980	142180	104433	37407	32461
Veliko Tarnovo	109	4955	148300	31793	8125	19927	5994	1215	440
Vidin	27	830	22581	5120	1133	4105	862	175	44
Vratsa	25	855	25193	7360	1332	2898	438	224	55
Gabrovo	64	3364	94616	20190	2379	10758	1295	572	105
Dobrich	133	22927	578050	235340	172103	52211	31129	12089	9151
Kardzhali	32	1060	30425	7856	1351	5711	925	258	55
Kyustendil	74	3118	93540	15583	3391	8735	1790	489	..
Lovech	80	4226	122806	24445	1327	13574	804	853	66
Montana	24	1124	33720	6917	651	2609	261	198	26
Pazardzhik	57	4275	122432	53468	5872	18161	1338	2268	401
Pernik	13	543	16290	2610	462	1391	236	65	..
Pleven	25	1253	34412	6959	1397	3632	801	259	84
Plovdiv	172	8813	262442	100721	39238	45214	14811	4215	1931
Razgrad	16	587	17610	3109	318	2112	195	107	12
Ruse	42	1730	50400	12118	4199	7610	2355	644	288
Silistra	14	507	15210	2880	723	1949	424	114	32
Sliven	60	2018	57990	6907	980	4081	580	268	60
Smolyan	267	9857	295260	42657	2642	20745	1374	1306	109
Sofia	97	7363	212353	43226	5782	20120	2519	1512	234
Sofia (stolitsa)	123	11708	351240	166363	117375	96526	66282	12366	9801
Stara Zagora	54	3572	101599	34773	5061	12016	2402	1313	329
Targovishte	20	869	26070	3851	846	2267	313	155	42
Haskovo	33	1412	42360	12899	2354	5997	1626	410	101
Shumen	54	1619	47629	6385	1368	4352	828	221	53
Yambol	21	718	21004	4733	1169	1939	317	169	54

<sup>1</sup> In use.