



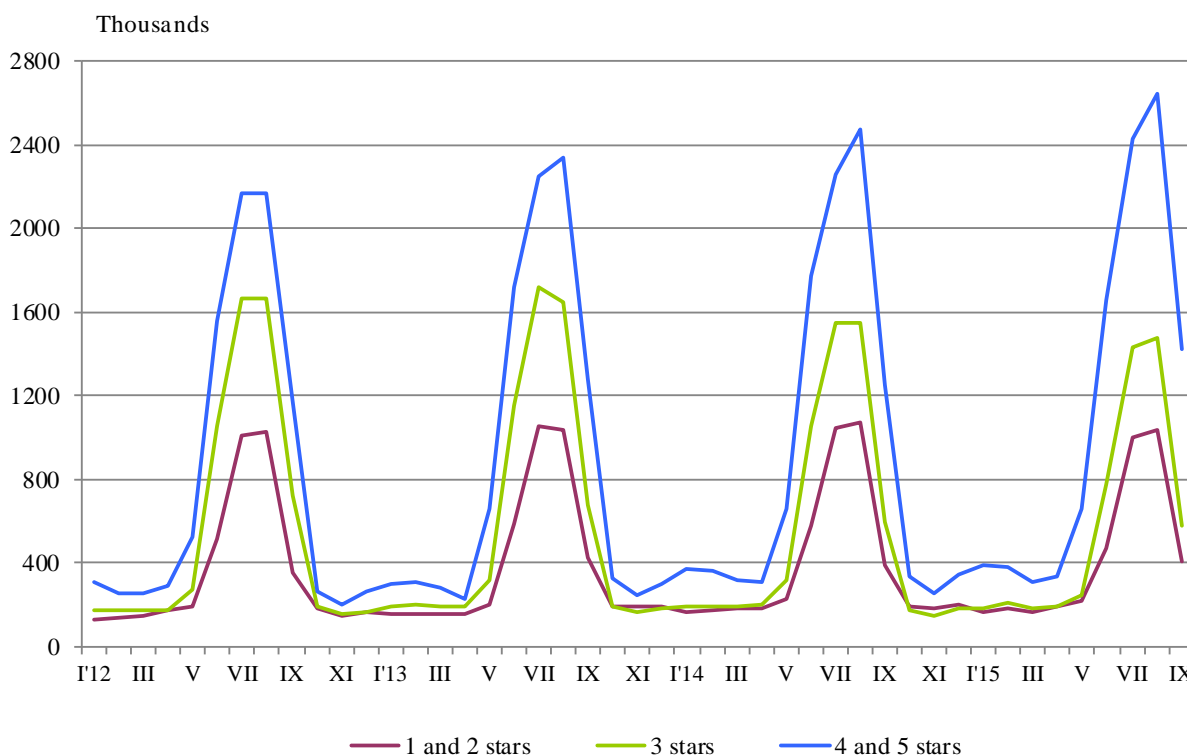
ACTIVITY OF ACCOMMODATION ESTABLISHMENTS IN SEPTEMBER 2015

In September 2015, 2 644 accommodation establishments - hotels, motels, camping sites, mountain chalets and other establishments for short-term accommodation with more than 10 bed places were functioned in the country (Annex, Table 1). The total number of the rooms in them was 120.9 thousands and the bed-places were 265.0 thousands. In comparison with September 2014 the total number of accommodation establishments (functioned during the period) increased by 4.5% and the bed-places in them - by 4.7%.

The total number of the nights spent in all accommodation establishments registered in September 2015 was 2 418.3 thousands, or by 7.9% more in comparison with the same month of the previous year, as the greatest increase (by 13.7%) was observed in 4 and 5 stars accommodation establishments.

In September 2015, 71.7% of all nights spent by foreign citizens and 30.1% of all nights spent by Bulgarians were realized in 4 and 5 stars hotels. In 3 stars accommodation establishments were spent 29.0% of all nights by Bulgarian residents and 22.0% of all nights by foreigners, while in the rest of accommodation establishments (with 1 and 2 stars) they were 40.9% and 6.3% respectively.

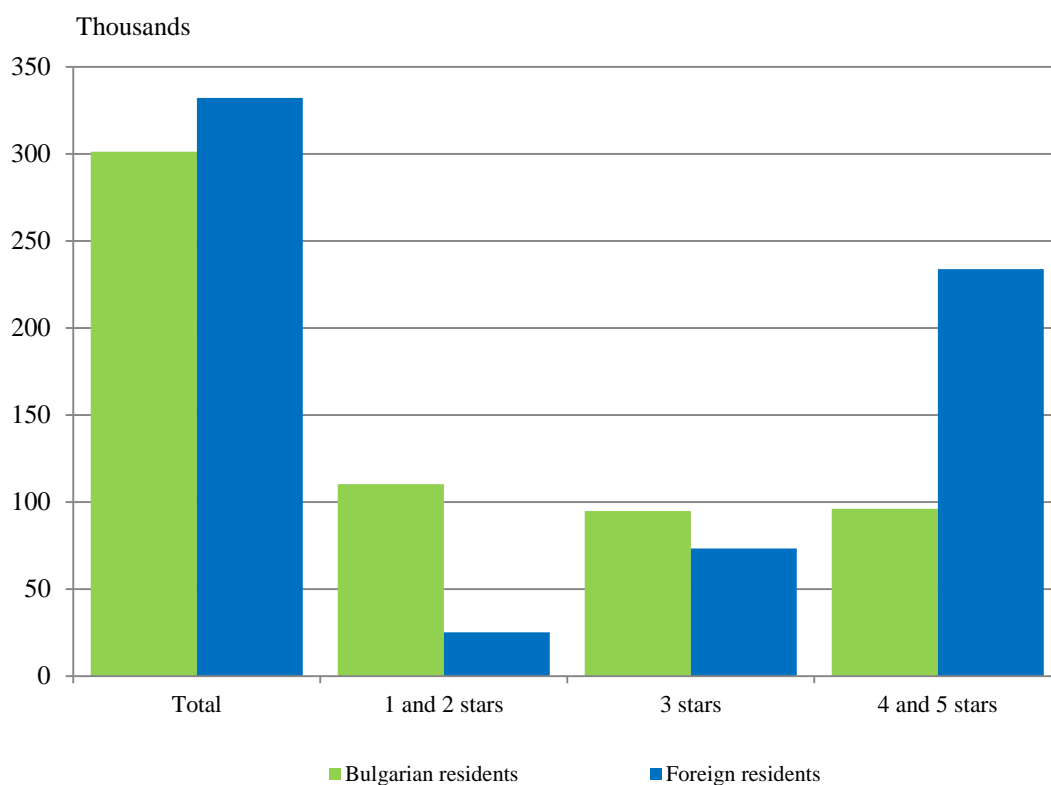
Figure 1. The nights spent in accommodation establishments by categories and months





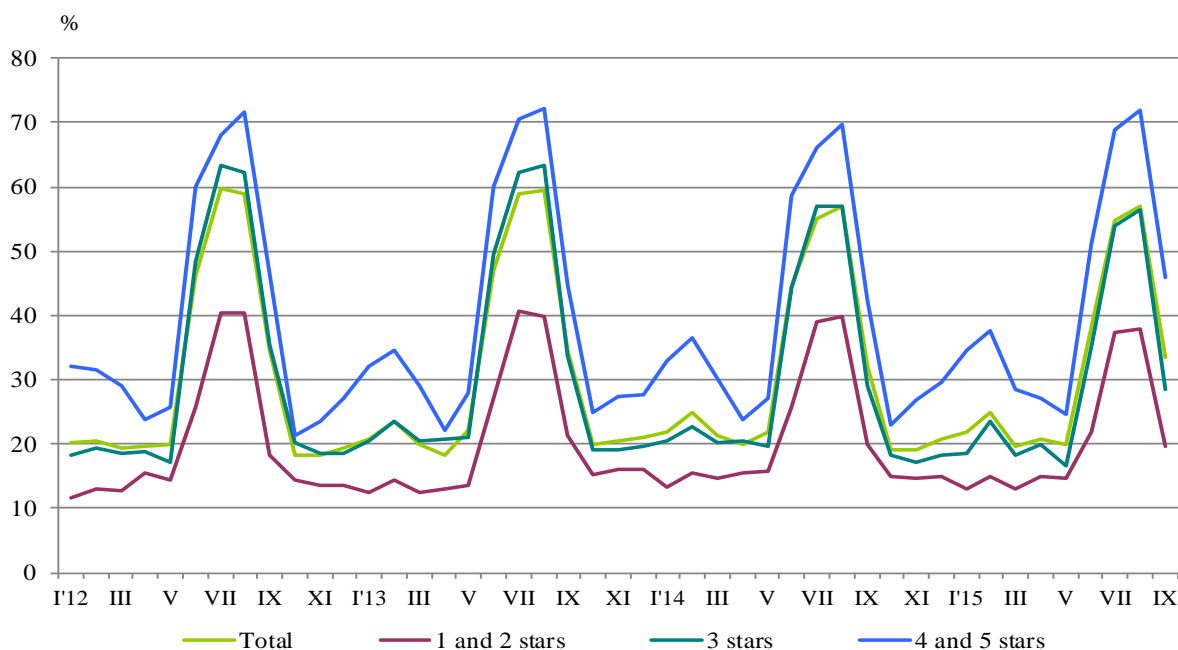
In September 2015, the arrivals in all accommodation establishments increased by 10.2% compared to the same month of 2014 and reached 633.4 thousands. Bulgarian guests were 47.6% of all arrivals as the majority part (68.1%) of them spent the nights in accommodation establishments with 1 and 2 or 3 stars and spent 2.5 nights on the average. The arrivals of foreigners were 332.2 thousands as 70.4% of them spent nights in hotels with 4 and 5 stars. On the average 5.2 nights were spent by foreigners.

Figure 2. Arrivals in accommodation establishments by categories in September 2015



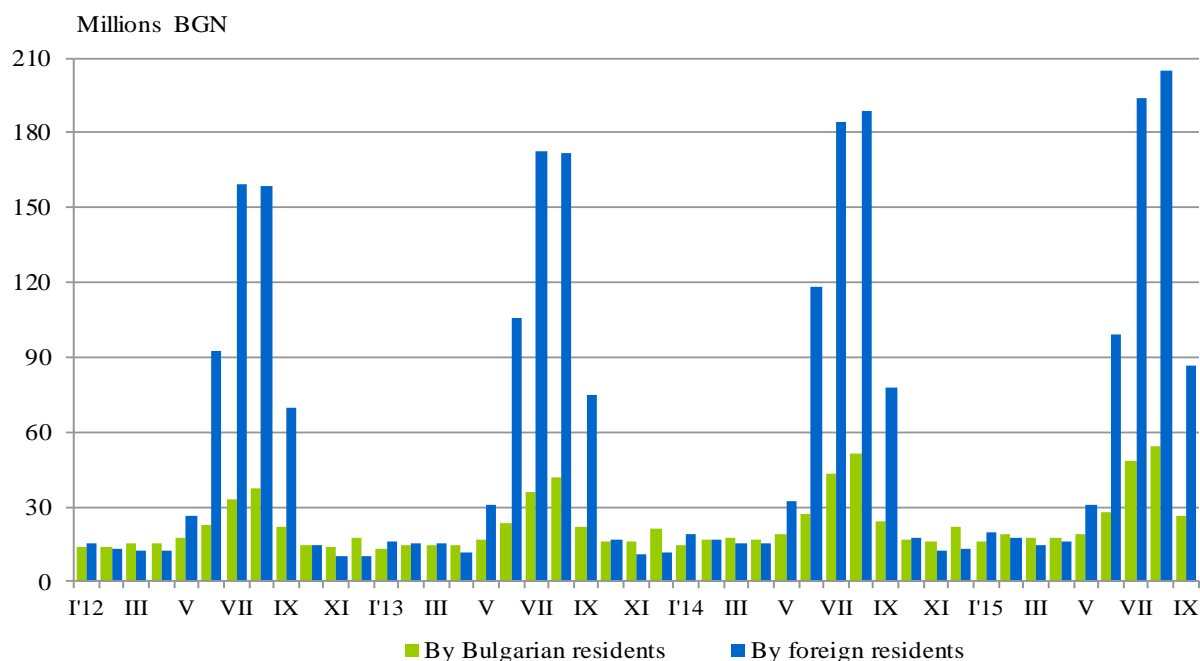
In September 2015, the total occupancy of the bed-places in accommodation establishments was 33.4%, as compared to September 2014 increased by 1.2 percentage points. The highest was occupancy of the bed-places in 4 and 5 stars accommodation establishments - 45.9%, followed by 3 stars accommodation establishments - 28.4%, and with 1 and 2 stars - 19.6%.

Figure 3. The occupation of the bed-places in accommodation establishments by categories and months



The total revenues from nights spent in September 2015 reached 113.4 million BGN or by 10.8% more compared to September 2014. An increase was registered in the revenues from both foreign citizens and Bulgarian - by 11.1% and 9.7% respectively.

Figure 4. The revenues from nights spent in accommodation establishments by months





Methodological notes

Since 2012 the statistical survey on **accommodation establishments** has been carried out monthly in compliance with the Regulation 692/2011 of the European Parliament and of the Council concerning European statistics on tourism and the regulation 1051/2011 of the Commission implementing Regulation 692/2011 of the European Parliament and of the Council concerning European statistics on tourism, as regards the structure of the quality reports and the transmission of the data.

All categorized hotels, camping sites and other types of accommodation establishments with more than 10 bed-places in use during the reporting period were included in the observation.

The indicator **other accommodation establishments** includes the holiday settlements, hostels, guests houses, bungalows, rest houses, mountain chalets, private rooms and flats and other establishments for short accommodation.

Available Bed Capacity is the maximum number of bed-places on offer for each day of the reference month.

In the **revenues from nights spent** in accommodation establishments are included the sums paid by the guests, without the extra services.



Annex

Table 1

Activity of accommodation establishments in September 2015¹

Districts	Accommodation establishments - in numbers	Bed-places - in numbers	Available bed-nights - in numbers	Night spent - in numbers		Arrivals in accommodation establishments - in numbers		Revenues from nights spent - Thousands BGN	
				Total	of which: By Foreigners	Total	of which: Foreigners	Total	of which: By Foreigners
Total	2644	264956	7248923	2418327	1679923	633426	332159	113359	86680
Blagoevgrad	218	14027	407930	71004	17780	32655	7561	3099	964
Burgas	492	96824	2500134	1006038	824905	168634	120200	46598	40889
Varna	307	57719	1663903	610732	519317	114850	84122	28782	25505
Veliko Tarnovo	116	5196	155652	26276	7340	16577	5432	1001	373
Vidin	32	880	26284	4168	921	3011	742	160	39
Vratsa	28	950	28500	6742	1451	3235	574	180	55
Gabrovo	61	3113	94560	17310	1788	8830	988	503	74
Dobrich	118	21825	471276	181280	133480	38205	23089	9183	6996
Kardzhali	35	1093	32790	6631	1304	4934	952	260	61
Kyustendil	63	3027	90810
Lovech	71	4004	118786	21121	911	13225	584	699	40
Montana	26	1206	36180	7176	452	2709	285	182	22
Pazardzhik	54	4021	117367	42505	5647	14931	1413	1921	324
Pernik	16	685	20550
Pleven	28	1306	39180	8388	1947	3870	890	326	110
Plovdiv	179	9351	274647	87650	30303	39983	12546	3637	1389
Razgrad	16	609	18270	3982	383	2276	216	142	14
Ruse	46	1819	54570	14729	4401	8031	2303	666	246
Silistra	20	632	19020	3044	723	2217	464	126	32
Sliven	82	2536	74356	8824	1358	4748	844	318	78
Smolyan	248	9361	265959	33142	2757	15888	1337	968	106
Sofia	74	5117	151991	30865	4495	14065	1807	1110	187
Sofia (stolitsa)	126	11334	339337	152256	105456	87613	59120	10949	8525
Stara Zagora	58	3700	109414	33032	4816	10725	2089	1246	299
Targovishte	24	937	28110	5461	802	2375	387	158	42
Haskovo	36	1378	40227	7763	1758	4621	1296	324	73
Shumen	49	1597	47910	8243	1209	4574	804	229	48
Yambol	21	709	21210	4548	1308	1755	363	160	57

¹ In use.

‘..’ Confidential data.